

Office Doctor Discount Office Furniture

www.OfficeDr.com 856-368-9085

Office Source Office Furniture and
Products are on Sale for Half Price

Take Half Off the List Prices in this PDF

To Order

Call 856-368-9085 Now

OfficeDr.com/office-source-office-furniture.html

OS CONFERENCE/MULTI-PURPOSE TABLES by OfficeSource®



Pictured w/Boat Shaped Half Tops & Deluxe Height Adjustable Bases

Pictured w/Boat Shaped Half Tops & Natural Oblique Legs w/Black Brackets & Optional Black Pulls Seating: Bleecker Street Collection



Pictured With Riser For Café Height Application

Pictured Without Riser For Desk Height Application

POWER WALL FEATURES

- Built-in wire management
- Supports up to 50" TV
- Accommodates both 29" & 41" table heights
- Includes a completed back structure to allow for stand alone application (when mounted to a table top)

POWER WALL UNIT W/CABINET OR LATERAL STORAGE

MODEL #	DESCRIPTION	DIMENSION	LIST PRICE
PL214	Power Panel	47¼"W x 2¾"D x 71¼"H	\$1,250.00
PL213	Power Cabinet	29½"W x 8"D x 28½"H	\$445.00
PL215	Power Riser	29½"W x 8"D x 11½"H	\$209.00
PL2013	Open Shelf Cabinet	35½"W x 22"D x 22"H	\$777.00
PL109HAT	Top (For PL2013)	35½"W x 22"D x 1"H	\$240.00
PL2013LD	Laminate Door Kit (For PL2013)		\$204.00

Power Wall/Cabinet/Riser - Finishes In Stock:

GK Dark Gray w/Black Pulls, WH White w/Silver Pulls.

Cabinet Pulls & Grommet Covers: SI Silver on WH White & BK Black on GK Dark Gray



#OSPDMAW
Shown In AW Arctic Silver w/White



Shown In AC Arctic Silver w/Charcoal

Easy To Clean & Sanitize

★ NEW!

MOBILE PODIUM SKU: OSPDM ★

- Durable & adjustable, tilted laminate top for presentation materials or laptop
- Easy mobility; (4) Industrial casters w/(2) locking
- Spacious storage includes (2) adjustable shelves & (1) fixed shelf; locking door
- Durable, stainless steel stand w/non-porous painted surface

18"W x 18"D x 50"H
List: \$1,779.00

Podium - Finishes In Stock:

AW Arctic Silver with White
AC Arctic Silver with Charcoal



#PL216ES
Shown In Espresso

MOBILE LECTERN SKU: PL216

- Adjustable Shelf
 - Top shelf can be flat for laptop/projector, or angled for easy reading of papers
 - Grommet
 - Caster - 2 Stopper + 2 Normal
- 23½"W x 23½"D x 46"H
List: \$892.00

Mobile Lectern - Finishes In Stock:

MH Mahogany, ES Espresso & CG Coastal Gray

★ Gold Stars Indicate Product New for 2022.



Pictured w/Color Stack Collection



Pictured w/Empire Collection

↑ **SKU: OSC22**
Total List: \$3,464.00

Includes: PL238THALF, PLT72MS & PLTLEGWMPPOST28.

Overall: 142"W x 47¼"D x 30"H

Conference/Multi-Purpose Tables by OfficeSource® **DESIGN YOUR OWN WITH OfficeSource®**

A well designed meeting room can facilitate great discussions, idea generation, productive meetings, and even just a place to relax. The perfect conference table can help create a professional environment when interacting with clients or customers. The perfect multi-purpose table can create an atmosphere for collaboration and to enjoy a break or a meal.

1 CHOOSE BASE STYLE & FINISH - SEVERAL BASES TO CHOOSE FROM



1. **NEW!** "H" Style Metal Leg Base - (Silver & Black)
2. **NEW!** Tapered Metal Leg Base - (Silver & Black)
3. **NEW!** Flat "T" Metal Leg Base - (Silver & Black)
4. Cube Laminate Base - (8 Finishes)
5. "X" Laminate Base - (5 Finishes)
6. Oblique Style "Wood" Base - (Natural Oak, Modern Walnut, Coastal Gray)
7. 41" Oblique Style "Wood" Base - (Natural Oak, Modern Walnut, Coastal Gray)
8. Oblique Style "Metal" Base - (Silver & Black)
9. 41" Oblique Style "Metal" Base - (Silver & Black)
10. Unite Style Base - 28½" - (Silver & Black)
11. Unite Style Base - 41" - (Silver)
12. Beveled Leg Base - (Silver & Black)
13. Board Style Base - (Brushed Aluminum & Black)
14. Tri-Leg Base - (Silver)
15. Vertex Leg Base - (Silver & Black)
16. Square Post Base - (Silver)
17. Cross Base - (Matte Silver & Black)
18. 4 Prong Base - (Brushed Aluminum)
19. Round Base - (Brushed Aluminum & Black)
20. Square Base - (Brushed Aluminum)
21. Slab End Panel Laminate Base - (8 Finishes)
22. 18" Or 28" Hairpin Leg Base - (Silver & Black)

2 CHOOSE A TOP STYLE - SEVERAL SHAPES AND SIZES

Rectangular, Boat Shape, Racetrack, Half Rectangular, Half Boat Shape, Half Racetrack, Round, Square, Glass



Pictured w/CoolMesh Collection

**YOUR TABLE
YOUR WAY!**

Laminate Finishes In Stock: CH Cherry, MH Mahogany, HN Honey, MA Maple, ES Espresso, MW Modern Walnut, CG Coastal Gray, & WH Antimicrobial White for **PLT Tops Only**. Other Tops Come Standard With WH White Laminate.

CUSTOM BUILD YOUR TRAINING OR MULTI-PURPOSE TABLE BY COMBINING TABLE TOPS AND BASES



SLAB STYLE BASES
#PL35EMODSB (1)
Available in 8 Finishes



41" OBLIQUE STYLE BASES
#PLTVAMETLEG41 (2), #PLTVALEGM243041CB (2)
Available In Wood Or Metal Finish

Please Note: 41" Oblique Legs Require Beams. (See Page 114)



CUBE STYLE BASES
#PLCUBED20 (3)
Available In Standard - 28"H & Café - 41"H

Door Provides Easy Access to Cords



BOARD STYLE BASES
#PLTBTB32BRU (2)
Available In Black Or Silver



Please Note: Oblique Legs Require Beams. (See Page 114)

OBLIQUE STYLE BASES
#PLTVAWLEG (4), #PLTVALEGM3642 (4)
Available In Wood Or Metal Finish

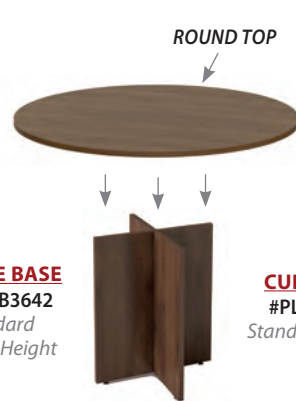



Please Note: 41" Oblique Legs & Unite Inset Legs Require Beams. (See Page 114)


OBLIQUE STYLE BASES W/UNITE INSET BASE
#PLTVAMETLEG (2), #PLTVALEGM3642 (2), #PLTULEG4860ILCMB (2)
Can Be Combined With Unite Inset Leg

Compatible Top Shapes
Racetrack, Boat Shape, Rectangular, Round & Square

LAMINATE - FINISHES IN STOCK:



X STYLE BASE
#PLWXB3642
Standard Or Café Height



CUBE STYLE BASE
#PLCUBED2040 (1)
Standard Or Café Height



Some items in this collection come ready-to-assemble.

HOW TO ORDER

1 FIRST - SELECT YOUR TABLE SHAPE, SIZE & FINISH

CHOOSE FROM - Boat Shaped, Rectangular, Racetrack, Round Laminate, Round Glass or Square.

CONFERENCE TOPS



RECTANGULAR TOP



RECTANGULAR HALF TOP




BOAT SHAPED TOP



RACETRACK TOP

Laminate Conference Tops Include PVC Tough Edge
- Ensures Long-lasting Durability



MULTI-PURPOSE TOPS



SQUARE TOP



ROUND TOP



ROUND GLASS TOP



CONFERENCE TOPS

BOAT SHAPED CONFERENCE TOPS

MODEL #	DESCRIPTION	DIMENSION	LIST PRICE
PL235T	6' Boat Shape Top	71"W x 36"D x 1½"H	\$459.00
PL236T	8' Boat Shape Top	95"W x 44"D x 1½"H	\$759.00
PL237THALF*	5' Boat Shape Top	60"W x 47¼"D x 1½"H	\$732.00
PL238THALF*	6' Boat Shape Top	71"W x 47¼"D x 1½"H	\$1,002.00

*Two Needed To Make A 10' Or 12' Table

RACETRACK CONFERENCE TOPS

MODEL #	DESCRIPTION	DIMENSION	LIST PRICE
PL135T	6' Racetrack Top	71"W x 36"D x 1½"H	\$459.00
PL136T	8' Racetrack Top	95"W x 44"D x 1½"H	\$759.00
PL137THALF*	5' Racetrack Top	60"W x 47¼"D x 1½"H	\$732.00
PL138THALF*	6' Racetrack Top	71"W x 47¼"D x 1½"H	\$1,002.00

*Two Needed To Make A 10' Or 12' Table

RECTANGULAR CONFERENCE TOPS

MODEL #	DESCRIPTION	DIMENSION	LIST PRICE
PL139T	4' Square Top Section	47¼"W x 47¼"D x 1½"H	\$746.00
PL437THALF*	1/2 Rectangular Top	60"W x 47"D x 1½"H	\$735.00
PL438THALF*	1/2 Rectangular Top	71"W x 47"D x 1½"H	\$1,031.00

*Two Needed To Make A 10' Or 12' Table

Please Note: Wire Grommets Standard On All Conference Tops, Two Piece Tops, Two Grommets.

MULTI-PURPOSE TOPS

RECTANGULAR TOPS

MODEL #	DESCRIPTION	DIMENSION	LIST PRICE
PLT2460	Rectangular Top	60"W x 24"D x 1"H	\$382.00
PLT2466	Rectangular Top	66"W x 24"D x 1"H	\$417.00
PLT2472	Rectangular Top	72"W x 24"D x 1"H	\$417.00
PLT3060	Rectangular Top	60"W x 30"D x 1"H	\$459.00
PLT3066	Rectangular Top	66"W x 30"D x 1"H	\$489.00
PLT3072	Rectangular Top	72"W x 30"D x 1"H	\$489.00


ROUND & SQUARE TOPS

MODEL #	DESCRIPTION	DIMENSION	LIST PRICE
PLT24R	24" Round Top	24" Dia x 1"H	\$240.00
PLT30R	30" Round Top	30" Dia x 1"H	\$266.00
PLT36R	36" Round Top	36" Dia x 1"H	\$297.00
PLT42R	42" Round Top	42" Dia x 1"H	\$339.00
PLT48R	48" Round Top	48" Dia x 1"H	\$417.00
PGT24RCLEAR	24" Round Glass Top	24" Dia x ½"H	\$543.00
PGT36RCLEAR	36" Round Glass Top	36" Dia x ½"H	\$708.00
PLT24S	24" Square Top	24"W x 24"D x 1"H	\$238.00
PLT30S	30" Square Top	30"W x 30"D x 1"H	\$266.00
PLT36S	36" Square Top	36"W x 36"D x 1"H	\$297.00
PLT42S	42" Square Top	42"W x 42"D x 1"H	\$339.00
PLT48S	48" Square Top	48"W x 48"D x 1"H	\$417.00

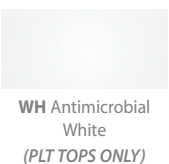
Please Note: #PLT24S Only Available In Mahogany, Modern Walnut & White.

Mix & Match Finish Choices To Suit Your Style

(PL & PLT) - LAMINATE FINISHES IN STOCK:



(PLT TOPS ONLY)
LAMINATE FINISH
IN STOCK:



WH Antimicrobial White
(PLT TOPS ONLY)

ANTIMICROBIAL LAMINATE

FEATURES:

- Affordable & durable
- Environmentally friendly & antibacterial

OPTIONAL POWER INSERT
SKU: PLTBPOWER

- 2 Power outlets; 2 USB 2.0 Ports; 1 USB 3.0 Port; 1 HDMI port; 1 Data outlet; 1 phone outlet
- 8' Power cord

Colors: BK Black or SI Silver
List: \$874.00



Open



Open

(See page 231 for full details)



Black Glass Tops and Beveled Base, Seating: Color Stack Collection Chairs & Stools



OfficeSource® Tables are put to use in many different ways.

GREAT OPTIONS for Both STYLE and VERSATILITY.

Breakroom • Classroom • Office • Training • Lobby

GLASS TOPS

RECTANGULAR "TEMPERED" BLACK GLASS TOPS - (THICKNESS 12MM)

MODEL #	DESCRIPTION	DIMENSION	BK LIST
PGT2448	Rectangular Glass Top	48"W x 24"D x 1/2"H	\$861.00
PGT2460	Rectangular Glass Top	60"W x 24"D x 1/2"H	\$1,050.00
PGT2472	Rectangular Glass Top	72"W x 24"D x 1/2"H	\$1,237.00
PGT3060	Rectangular Glass Top	60"W x 30"D x 1/2"H	\$1,190.00
PGT3072	Rectangular Glass Top	72"W x 30"D x 1/2"H	\$1,403.00

Please Note: SKU #PGT2448 Can Not Be Used With Beveled Leg Base. Beveled Leg Bases Require Beams & Brackets (See Page 114). Glass Tops Work Only With 24" & 30" Beveled Leg Bases.



**GLASS TOP
W/BEVELED BASE**
#PGT3060BK x1
#PLTLEGBV30SI x2

**GLASS TOPS -
FINISH IN STOCK:**



BK Black

★ Gold Stars Indicate Product New for 2022.

OS CONFERENCE/MULTI-PURPOSE TABLES by OfficeSource®

**Great For
Multiple Settings**

Training, Conference,
Multi-Purpose & Home

HOW TO ORDER

2 SECOND - SELECT YOUR BASE STYLE - NEW! METAL BASES IN STOCK

Please Note: Brackets, Beams & Stiffeners Are Required. (See Page 114)



#OSHLEG24

★ **NEW!**



#OSPIN28C #OSPIN28G

★ **NEW!**



#OSFTLEG24

★ **NEW!**

"H" LEG BASES

(28½"H - Available for 24" or 30" D Tops)

Finishes In Stock: BK Black or SI Silver

TAPERED LEG BASES

(Casters Or Glides) - 28½"H

Finishes In Stock: BK Black or SI Silver

FLAT BASE "T" LEG BASES

(28½"H - Available for 24" or 30" D Tops)

Finishes In Stock: BK Black or SI Silver



"H" LEG BASE



TAPERED LEG BASE



FLAT "T" LEG BASE

"H" METAL LEG BASES (FOR 24 & 30"D TOPS) - PRICED PER CARTON

MODEL #	DESCRIPTION	DIMENSION	LIST PRICE
OSHLEG24 ★	"H" Style Leg Base (Carton of 2)	22½"W x 6"D x 28½"H	\$375.00 ctn.
OSHLEG30 ★	"H" Style Leg Base (Carton of 2)	28½"W x 6"D x 28½"H	\$459.00 ctn.

**Fits OS Laminate
& Variant Collection
Tops Easily**

TAPERED METAL LEG BASES (CHOOSE CASTERS OR GLIDES) - PRICED PER CARTON

MODEL #	DESCRIPTION	DIMENSION	LIST PRICE
OSPIN28C ★	Tapered Leg w/Casters (Carton of 2)	6"W x 6"D x 28½"H	\$322.00 ctn.
OSPIN28G ★	Tapered Leg w/Glides (Carton of 2)	6"W x 6"D x 28½"H	\$335.00 ctn.

**Pair These With
Our 8 Laminate
Finishes!**

FLAT METAL "T" LEG BASES (FOR 24" & 30"D TOPS) - PRICED PER CARTON

MODEL #	DESCRIPTION	DIMENSION	LIST PRICE
OSFTLEG24 ★	Flat "T" Leg w/Glides (Carton of 2)	23½"W x 6"D x 28½"H	\$528.00 ctn.
OSFTLEG30 ★	Flat "T" Leg w/Glides (Carton of 2)	28"W x 6"D x 28½"H	\$658.00 ctn.

**Flat Bases Pair
Well With HAT Units**

Please Note: "H" Leg Bases, Tapered Leg Bases & Flat Base "T" Leg Bases Priced (2) Per Carton.

HOW TO ORDER

2 SECOND - SELECT YOUR BASE STYLE - CONTINUED



CUBE BASE

(28½" or 41" High Option)

Now Includes Door For Easy Access To Electrical



OBLIQUE BASES

(Metal or Wood Legs) - 28½"H

*Beams Required



41"H OBLIQUE BASES

(Metal or Wood Legs) - 41"H

*Brackets & Beams Required



SLAB END PANEL BASE


Used with PL235T & PL135T Only.



UNITE BASES

(28½" or 41" High Option)

*Brackets & Beams Required



BEVELED LEG BASE

(28½" High)

*Brackets & Beams Required



BOARD TABLE BASE

(28½" High Option)



TRI-LEG

(For 3 Or 4 Leg Option)



VERTEX LEGS

(For 4 Leg Bases Or Can Be Used In Combination With Other Leg Bases)



HAIRPIN LEGS

(18" or 28"H Options)

(For 3 Or 4 Leg Option) (Hardware Included)

OBLIQUE, UNITE, BEVELED, BOARD, TRI-LEG, VERTEX, SQUARE BASES & HAIRPIN LEGS - (28½ & 41½"H)

MODEL #	DESCRIPTION	DIMENSIONS	LIST PRICE
PLTVAMETLEG*	Oblique Metal Legs	3"W x 1"D x 28½"H	\$140.00
PLTVAMETLEG41*	Oblique Metal Legs	41"H	\$191.00
PLTVAWLEG*	Oblique Wood Legs	3¾"W x 1"D x 28½"H	\$154.00
PLTVARWLEG41*	Oblique Wood Legs	41"H	\$225.00
PLTVLEG128*	Tri-Leg (Single Leg)	1"W x 5"D x 28½"H	\$136.00
PLTULEG24*	Unite Leg - 28½"H	(For 24"D Tops)	\$326.00
PLTULEG30*	Unite Leg - 28½"H	(For 30"D Tops)	\$341.00
PLTULEG36*	Unite Leg - 28½"H	(For 36"D Tops)	\$464.00
PLTULEG48*	Unite Leg - 28½"H	(For (2) - 24"D Tops)	\$492.00
PLTULEG60*	Unite Leg - 28½"H	(For (2) - 30"D Tops)	\$522.00
PLTULEG2441*	Unite Leg - 41"H	(For 24"D Tops)	\$375.00
PLTULEG3041*	Unite Leg - 41"H	(For 30"D Tops)	\$384.00
PLTULEG3641*	Unite Leg - 41"H	(For 36"D Tops)	\$506.00
PLTULEG4841*	Unite Leg - 41"H	(For (2) - 24"D Tops)	\$549.00
PLTULEG4860ILCMB*	Unite Inset Leg	35"W x 5"D x 28½"H	\$737.00
PLTLEGBV24*	Beveled Leg	(For 24"D Tops)	\$448.00
PLTLEGBV30*	Beveled Leg	(For 30"D Tops)	\$501.00
PLTLEGBV36*	Beveled Leg	(For 36"D Tops)	\$626.00
PLTLEGBV48*	Beveled Leg	(For (2) - 24"D Tops)	\$750.00
PLTLEGBV60*	Beveled Leg	(For (2) - 30"D Tops)	\$827.00
PLTBTB32	Board Table Base	32"W x 16"D x 28½"H	\$937.00
PLTLEGWMPOST28 ^{ups}	Vertex Leg	8"W x 21"D x 28½"H	\$220.00
PLTLEGWMPLATE ^{ups}	Vertex Leg Optional Plate		\$45.00
HP18LEG ^{ups}	Hairpin Leg (Set of 4)	18"H	\$352.00
HP28LEG ^{ups}	Hairpin Leg (Set of 4)	28"H	\$448.00

Please Note: *Certain Bases Require Beams & Brackets.

SLAB END PANEL LAMINATE BASE (28"H)

MODEL #	DESCRIPTION	DIMENSION	LIST PRICE
PL35EMODSB	Slab Base w/Modesty Panel	38¼"W x 23¾"D x 28½"H	\$316.00

Please Note: Above Base Used With PL235T & PL135T Only.

CUBE LAMINATE TABLE BASES (28½ & 41"H)

MODEL #	DESCRIPTION	DIMENSION	LIST PRICE
PLCUBED20	Cube Base w/Access Door	19½"W x 19½"D x 28½"H	\$599.00
PLCUBED2040	Cube Base w/Access Door	19½"W x 19½"D x 41"H	\$668.00

Please Note: #PLCUBED20 & #PLCUBED2040 Does Not Work With 6' Conference Tables.

Please Note: *Café Height Base Can Be Used With Rectangular Tops, But Require Two Bases. Table Base Heights Do Not Include Top, Add Top Thickness Of 1" For Complete Table Height.

TABLE HARDWARE - Beams & Supports for Oblique & Unite Bases.

ADJUSTABLE BEAMS



#PLTCBBEV - Required for Beveled Leg Bases (Stocked in SI Silver Only)



#PLTRBB - For Adjustable Beams



#PLTCBBSINGLE - For Unite Leg Base



#PLTVALEGM4860



#PLTVALEGM3642



#PLTVALEGM2430

LEG MOUNTS
- For Oblique Legs

BEAMS & BRACKETS

MODEL #	DESCRIPTION	LIST PRICE
PLTADJMDB4872	Adjustable Beam (For 48-72"W)	\$181.00
PLTADJMDB7896	Adjustable Beam (For returns 60-72"W, 48"W Bridge Tops on U-Shape Desks)	\$224.00
PLTRBB	Return Beam Bracket for Adjustable Beam	\$64.00
PLTCBBSINGLE	Connector Beam Bracket for Unite Leg Base	\$56.00
PLTCBBEV	Connector Beam Bracket for Beveled Leg Base	\$83.00
PLTMBMBC	Connector Beam Bracket for Oblique & Inset Legs	\$70.00
PLTRETSSUPPORT	Return Support	\$87.00
PLTVALEGM2430	Leg Mount (Oblique Metal & Wood Legs)	\$140.00
PLTVALEGM3642	Leg Mount (Oblique Metal & Wood Legs)	\$169.00
PLTVALEGM4860	Leg Mount (Oblique Metal & Wood Legs)	\$253.00
PLTVALEGM243041CB	Leg Mount & Cross Bar (41" Oblique Metal & Wood Legs)	\$245.00
PLTVALEGM364241CB	Leg Mount & Cross Bar (41" Oblique Metal & Wood Legs)	\$332.00
PLTVALEGM486041CB	Leg Mount & Cross Bar (41" Oblique Metal & Wood Legs)	\$451.00
ADJUSTABLE BEAM COVER - (FOR 72" BEAM)		
PLTMDB72C	Conceals Adjustable Beam & Hardware	\$154.00

(Metal Bases) - Finishes In Stock:

Oblique: Metal - SI Silver, BK Matte Black; Wood - NO Natural Oak, MW Modern Walnut, CG Coastal Gray

Unite Leg - 28½": SI Silver, BK Matte Black; Unite Leg - 41": SI Silver

Unite Inset - 28½": SI Silver, BK Matte Black; Unite Inset - 41": SI Silver

Vertex Leg: SI Silver, BK Black; Tri-Leg: SI Silver; Board Table: BA Brushed Aluminum, BK Matte Black

Board Base: BA Brushed Aluminum & BK Matte Black


Beams, Brackets & Cover: SI Silver & BK Matte Black

(Laminate Bases) - Finishes In Stock: CH Cherry, MH Mahogany, HN Honey, MA Maple, ES Espresso,

MW Modern Walnut, WH White & CG Coastal Gray

STANDARD HEIGHT BASES

All Metal Bases Available In Standard or Café Height; Round, Square & 4 Prong also Available In Occasional Height



CROSS BASE – Standard - 28½"H or Café - 40"H

NEW! FINISH

#PLTXBM24SI #PLTXBM33BK #PLTXBM3341SI #PLTXBM3341BK

4 PRONG BASE – Occasional - 19"H, Standard - 28"H or Café - 41"H

STANDARD BASES **HEAVY DUTY BASES**

#PLTHDXB2319BA #PLTHDXB2328BA #PLTHDXB2341BA #PLTHDXB3019BA #PLTHDXB3028BA #PLTHDXB3041BA

ROUND BASE

Occasional - 19"H, Standard - 28"H or Café Height - 41"H

#PLTRB2319BA #PLTRB2328BK #PLTRB2341BA

X BASE

28½"H

#PLWXB3642MW

SQUARE BASE

Occasional - 19"H, Standard - 28"H or Café Height - 41"H

#PLTSQ2319BA #PLTSQ2328BA #PLTSQ2341BA

X BASE

28½"H

#PLWXB48CH

TABLE BASES - (CROSS) – Standard - 28½"H or Café - 40"H

MODEL #	DESCRIPTION	LIST PRICE
PLTXBM24 ★	Standard Base - Black (Fits up to 36" Tops)	\$326.00
PLTXBM24 ★	Standard Base - Silver (Fits up to 36" Tops)	\$326.00
PLTXBM33 ★	Standard Base - Black (Fits up to 48" Tops)	\$357.00
PLTXBM33 ★	Standard Base - Silver (Fits up to 48" Tops)	\$357.00
PLTXBM3341 ★	Café Height Base - Black (Fits up to 36" Tops)	\$448.00
PLTXBM3341 ★	Café Height Base - Silver (Fits up to 36" Tops)	\$448.00

Cross Bases Finishes In Stock: BK Matte Black, SI Matte Silver

TABLE BASES - (ROUND & SQUARE)

Occasional Height - 19"H, Standard - 28"H or Café - 41"H

MODEL #	DESCRIPTION	LIST PRICE
PLTRB2319	Occasional Height Round Base (Fits up to 36" Tops)	\$684.00
PLTRB2328 ^{ups}	Standard Round Base (Fits up to 42" Tops)	\$704.00
PLTRB2341 ^{ups}	Café Height Round Base (Fits up to 30" Tops)	\$752.00
PLTSQ2319	Occasional Height Square Base (Fits up to 36" Tops)	\$742.00
PLTSQ2328	Standard Square Base (Fits up to 42" Tops)	\$744.00
PLTSQ2341	Café Height Square Base (Fits up to 30" Tops)	\$823.00

Round Base Finishes In Stock: BA Brushed Aluminum & BK Matte Black

Square Base Finish In Stock: BA Brushed Aluminum

TABLE BASES - (4 PRONG) – Occasional - 19", Standard - 28"H or Café - 41"H

MODEL #	DESCRIPTION	LIST PRICE
PLTHDXB2319	Occasional Height Base (Fits up to 36" Tops)	\$739.00
PLTHDXB2328	Standard Base (Fits up to 36" Tops)	\$771.00
PLTHDXB2341	Café Height Base (Fits up to 30" Tops)	\$880.00
PLTHDXB3019	Occasional Height Base (Fits up to 48" Tops)	\$925.00
PLTHDXB3028	Standard Base (Fits up to 48" Tops)	\$957.00
PLTHDXB3041	Café Height Base (Fits up to 36" Tops)	\$1,066.00

4 Prong Bases Finish In Stock: BA Brushed Aluminum

Please Note: Café Height Base Can Be Used With Rectangular Tops, But Require Two Bases.

X TABLE BASES - 28½"H

MODEL #	DESCRIPTION	LIST PRICE
PLWXB3642	X Base (For 36" & 42" Tops)	\$268.00
PLWXB48	X Base (For 48" Top)	\$336.00

X Base Finishes In Stock: CH Cherry, MH Mahogany, ES Espresso, MW Modern Walnut & CG Coastal Gray

Fits Many Of Our Various OS Laminate Tops
Choose From 8 Laminate Finishes; 1 Antimicrobial





OS CONFERENCE/MULTI-PURPOSE TABLES

by OfficeSource®



↑ **SKU: OS215**
Total List: \$15,135.00
Excludes Seating & Accessories.
Individual Table Dimensions: 72"W x 60"D x 42"H
Pictured w/Color Stack Collection

OS215 - CONFERENCE TYPICAL

MODEL #	QTY	DESCRIPTION	W x D x H	LIST PRICE
PLT3072	10	Rectangular Top	72 x 30 x 1	\$489.00 ea.
PLTVARWLEG41	10	Oblique Wood Legs	41"H	\$225.00 ea.
PLTADJMDB4872	15	Adjustable Beam	67 $\frac{7}{16}$ x 2 x 1	\$181.00 ea.
PLTVALEGM486041CB	10	Leg Mount & Cross Bar		\$451.00 ea.
PLTMDB72C	5	Adjustable Beam Cover	67 $\frac{7}{16}$ x 1 $\frac{1}{4}$ x 2 $\frac{3}{16}$	\$154.00 ea.



Laminate Slab Base

Pictured w/Coolmesh Collection

← **SKU: OSC25**
Total List: \$775.00
Excludes Seating & Accessories.
Overall Dimensions: 71"W x 36"D x 29 $\frac{1}{2}$ "H

OSC25 - CONFERENCE TYPICAL

MODEL #	QTY	DESCRIPTION	W x D x H	LIST PRICE
PL235T	1	6' Boat Shaped Top	71 x 36 x 1 $\frac{1}{2}$	\$459.00
PL35EMODSB	1	Slab Laminate Base	38 $\frac{3}{4}$ x 23 $\frac{3}{4}$ x 28 $\frac{1}{2}$	\$316.00



Pictured w/Coolmesh Pro Collection

← **SKU: OSC23**
Total List: \$5,125.00
Excludes Seating & Accessories.
Individual Table Dimensions: 47 $\frac{1}{4}$ "W x 110"D x 71 $\frac{1}{4}$ "H

OSC23 - CONFERENCE TYPICAL

MODEL #	QTY	DESCRIPTION	W x D x H	LIST PRICE
PL213	1	Power Cabinet	29 $\frac{1}{2}$ x 8 x 28 $\frac{1}{2}$	\$445.00
PL214	1	Power Panel	47 $\frac{1}{4}$ x 2 $\frac{3}{4}$ x 71 $\frac{1}{4}$	\$1,250.00
PL215	1	Power Riser	29 $\frac{1}{2}$ x 8 x 11 $\frac{1}{2}$	\$209.00
PL139T	1	4' Square Top Section	47 $\frac{1}{4}$ x 47 $\frac{1}{4}$ x 1 $\frac{1}{2}$	\$746.00
PL237THALF	1	1/2 Boat Shape Top	60 x 47 $\frac{1}{4}$ x 1 $\frac{1}{2}$	\$732.00
PLTVALEGM364241CB	2	Leg Mount & Cross Bar		\$332.00 ea.
PLTVAMETLEG41	2	Oblique Metal Leg	1 x 3 x 41 $\frac{3}{16}$	\$191.00 ea.
PLTADJMDB4872	3	Adjustable Beam	67 $\frac{7}{16}$ x 2 x 1	\$181.00 ea.
PLTMDB72C	1	Adjustable Beam Cover	67 $\frac{7}{16}$ x 1 $\frac{1}{4}$ x 2 $\frac{3}{16}$	\$154.00



Pictured w/Remark Collection


OS CONFERENCE/ MULTI-PURPOSE TABLES by OfficeSource®



SKU: OSC18
Total List: \$2,633.00

Excludes Seating & Accessories.

Table Dimensions: 95"W x 44"D x 29½"H



OSC18 - CONFERENCE TYPICAL				
MODEL #	QTY	DESCRIPTION	W x D x H	LIST PRICE
PLTBTB32	2	Board Table Base	32 x 16 x 28½	\$937.00 ea.
PL236T	1	Boat Shaped Conference Top	95 x 44 x 1½	\$759.00



Pictured w/Allure Collection

28"H Hairpin Legs

SKU: OSC30
Total List: \$1,986.00

Excludes Seating & Accessories.

Overall Dimensions: 132"W x 30"D x 29"H

OSC30 - CONFERENCE TYPICAL				
MODEL #	QTY	DESCRIPTION	W x D x H	LIST PRICE
PLT3066	2	Rectangular Top	66 x 30 x 1	\$489.00 ea.
HP28LEG	2	Hairpin Legs (Set of 4)	6 x 6 x 28"H	\$448.00 ea.
PLT60MS	1	Stiffener Support (Set of 2)	48 x 2¼ x 1	\$112.00



Pictured w/Parson Collection



SKU: OSC31★
Total List: \$5,212.00



Excludes Seating & Accessories.

Overall Dimensions: 189"W x 47¼"D x 29½"H

OSC31 - CONFERENCE TYPICAL				
MODEL #	QTY	DESCRIPTION	W x D x H	LIST PRICE
PLTVAMETLEG	4	Oblique Metal Legs	1 x 3 x 29½	\$140.00 ea.
PLTVALEGM3642	4	Oblique Leg Mounts		\$169.00 ea.
PLTMBMBC	2	Connector Beam Bracket (Set of 2)		\$70.00 ea.
PL238THALF	2	12' Boat Shape Top	71 x 47¼ x 1½	\$1,002.00 ea.
PL139T	1	4' Square Top Section	47¼ x 47¼ x 1½	\$746.00
PLTADJMDB4872	6	Adjustable Beam	67½ x 2 x 1	\$181.00 ea.



SKU: OSC04
Total List: \$5,892.00
Excludes Seating & Accessories.
Overall Dimensions:
236¼"W x 47¼"D x 29½"H

Pictured w/Cade Collection



Bases Now Open Allowing Space To Be Used For Storage Or Audio/Video Equipment.

**OS CONFERENCE/
MULTI-PURPOSE TABLES**
by OfficeSource®

OSC04 - CONFERENCE TYPICAL

MODEL #	QTY	DESCRIPTION	W x D x H	LIST PRICE
PL238THALF	2	1/2 Boat Shape Top	71 x 47¼ x 1½	\$1,002.00 ea.
PLCUBED20	4	Cube Table Base w/Access Door	19½ x 19½ x 28	\$599.00 ea.
PL139T	2	4' Square Top Section	47¼ x 47¼ x 1½	\$746.00 ea.



Pictured w/Bleecker Street Collection



Base w/Access Door

↑ **SKU: OSC05**
Total List: \$2,828.00

Excludes Seating & Accessories.
Overall Dimensions: 94½"W x 47¼"D x 42"H



SKU: OSC27
Total List: \$1,345.00
Excludes Seating & Accessories.
Overall Dimensions: 47"W x 47"D x 30"H



Base w/Access Door

Pictured w/CoolMesh Collection

OSC05 - CONFERENCE TYPICAL

MODEL #	QTY	DESCRIPTION	W x D x H	LIST PRICE
PL139T	2	4' Square Top	47¼ x 47¼ x 1½	\$746.00 ea.
PLCUBED2040	2	Pedestal Cube Table Base w/Access Door	19½ x 19½ x 41	\$668.00 ea.

OSC27 - CONFERENCE TYPICAL

MODEL #	QTY	DESCRIPTION	W x D x H	LIST PRICE
PL139T	1	4' Square Top Section	47¼ x 47¼ x 1½	\$746.00
PLCUBED20	1	Cube Table Base w/Access Door	19½ x 19½ x 28	\$599.00

OS CONFERENCE/MULTI-PURPOSE TABLES

by OfficeSource® Pictured w/Variant & Color Stack Collection



SKU: OS258★

Total List: \$7,566.00



Excludes Seating & Accessories.

Individual Large Desk Dimensions: 146"W x 32"D x 71"H

Individual Small Desk Dimensions: 146"W x 32"D x 47¼"H

OSC258 - MULTI-PURPOSE TYPICAL

MODEL #	QTY	DESCRIPTION	W x D x H	LIST PRICE
PLTRETSSUPPORT	4	Return Support	10½ x 7 x 2½	\$87.00 ea.
PLTVAMETLEG41	2	41" Oblique Metal Leg	3 x 1 x 41	\$191.00 ea.
PL155	2	Bookcase - 4 Shelves	31½ x 14 x 47¼	\$445.00 ea.
PL156	2	Bookcase - 6 Shelves	31½ x 14 x 71	\$632.00 ea.
PLTBKDK30	4	"L" Bracket		\$198.00 ea.
PLT3072	4	Rectangular Top	72 x 30 x 1	\$489.00 ea.
PLTVALEGM2430	2	Leg Mount		\$140.00 ea.
PLTVALEGM243041CB	2	Leg Mount & Cross Bar		\$245.00 ea.
PLBCKD	2	Optional 1" Thick Shelf	16 x ¾ x 26	\$238.00 ea.
PLT60MS	2	Stiffener Support (Set of 2)	48 x 2¼ x 1	\$112.00 ctn.
OSPULLCYLBK	4	Modern Metro Pulls	7 x 1 x 1	\$46.00 ea.
PLTVAMETLEG	2	Metal Oblique Leg	3 x 1 x 28½	\$140.00 ea.

Please Note: Typical Sold With Optional Metro Black Pulls. For Standard Or Other Pulls - Please See Page 32.



Pictured w/Spool Collection



SKU: OSC28

Total List: \$4,960.00

Excludes Seating & Accessories.

Overall Dimensions: 72"W x 48"D x 29½"H

OSC28 - MULTI-PURPOSE TYPICAL

MODEL #	QTY	DESCRIPTION	W x D x H	LIST PRICE
PGT2472	2	Rectangular Glass Top	72 x 24 x ½	\$1,237.00 ea.
PLTLEGBV24	4	Beveled Leg Base	24 x 3 x 28¾	\$448.00 ea.
PLTCBBEV	4	Connector Beam Bracket		\$83.00 ea.
PLTADJMDB4872	2	Adjustable Beam	67¾ x 2 x 1	\$181.00 ea.



SKU: OSC12

Total List: \$3,626.00

Excludes Seating & Accessories.

Individual Table Dimensions: 72"W x 36"D x 29½"H

OSC12 - MULTI-PURPOSE TYPICAL

MODEL #	QTY	DESCRIPTION	W x D x H	LIST PRICE
PLT3672	2	Rectangular Top	72 x 36 x 1½	\$592.00 ea.
PLTULEG36	4	Unite Leg Base (For 36"D Tops)	28½"H	\$464.00 ea.
PLTADJMDB4872	2	Adjustable Beam	67¾ x 2 x 1	\$181.00 ea.
PLTCBBSINGLE	4	Connector Beam Bracket		\$56.00 ea.



Pictured w/Perch Collection

OS CONFERENCE/ MULTI-PURPOSE TABLES by OfficeSource®



Pictured w/Slash Collection

← **SKU: OSC16**
Total List: \$11,862.00
Excludes Seating & Accessories.
Individual Table Dimensions: 72"W x 30"D x 29½"H

OSC16 - MULTI-PURPOSE TYPICAL

MODEL #	QTY	DESCRIPTION	W x D x H	LIST PRICE
PLT3072	6	Rectangular Top	72 x 30 x 1	\$489.00 ea.
PLTSQ2328	12	Standard Square Base	22¾ x 22¾ x 28½	\$744.00 ea.



Pictured w/Stacked Seating & Rise Collection

← **SKU: OSC24**
Total List: \$2,904.00
Excludes Seating & Accessories.
Individual Table Dimensions Regular: 42"W x 42"D x 29½"H
Individual Table Dimensions Café Height: 42"W x 42"D x 41"H

OSC24 - MULTI-PURPOSE TYPICAL

MODEL #	QTY	DESCRIPTION	W x D x H	LIST PRICE
PLT42R	4	42" Round Top	42 x 42 x 1	\$339.00 ea.
PLTXBM3341	2	Café Height Cross Base	33 x 33 x 41	\$448.00 ea.
PLTXBM24	2	Cross Base	24 x 24 x 28½	\$326.00 ea.



Pictured w/Zella Collection & Integrate Collection

← **SKU: OSC29**
Total List: \$8,325.00
Excludes Seating & Accessories.
Individual Table Dimensions: 36"W x 36"D x 29½"H

OSC29 - MULTI-PURPOSE TYPICAL

MODEL #	QTY	DESCRIPTION	W x D x H	LIST PRICE
PLTHDXB3028	5	Standard 4 Prong Base	29½ x 11½ x 28	\$957.00 ea.
PGT36RCLEAR	5	36" Round Glass Top	36 x 36 x 1	\$708.00 ea.