

Office Doctor Discount Office Furniture

www.OfficeDr.com 856-368-9085

Safco Products are on Sale for Half Price

Take Half Off the List Prices in this PDF

Call 856-368-9085 Now to Order

LIMITED LIFETIME WARRANTY

Safco® warranty obligation: We pledge to repair or replace, at Safco's option, any Safco product or component that is defective in material or workmanship for as long as you, the original purchaser, own it.

LIABILITY LIMITATIONS

The following listed parts, components and supplies are covered under warranty in accordance with the below schedule following the product purchase date.

Ten Years: Seating controls and cylinders, Rumba™, Cha-Cha™, electric height-adjustable table series laminates, and wood seating components. All parts (excluding motor) on the XR, ML and E Series Height-Adjustable Tables.

Five Years: Glides, casters, polymer-based components, seating upholstery (fabrics and leather), foam, armrests, chrome seating components, user-adjustable work surface mechanisms, laminates, veneer finishes and other covering materials, drawer glides, electrical components, Event Series, cabinets or mobile systems, components that are either moving parts or controls (guides that are in contact with moving parts), and motors on the ML-Series, E-Series and XR-Series Height-Adjustable Tables.

Three Years: Outdoor Products (Evos™, Canmeleon™ and CoGo™ Product Lines), High Density 4-Post wire shelving and wire components, and electrical components, Dry Erase Surfaces.

[See website for complete Warranty Information](#)

XR-SERIES

Drive System: 24V, Chain Drive, DC motor. 2-leg system has 250 lbs. lifting capacity and draws a maximum of 3 amps. The 3-leg system has 375 lbs. of lifting capacity and draws a maximum of 4.5 amps start-up and full load.

Travel Range: 26.5" of vertical adjustment from 24" to 50.5" by way of simple to use control switch. Full travel time is 16 seconds.

Work Surfaces: 1-1/8" high pressure laminate HPL with T-mold edge is standard.



Data Center Surfaces: 11"D x 30"W (minimum) for rectangular configurations.

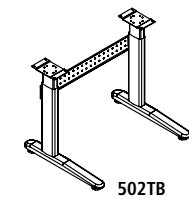
Meets ADA standards.

Keyboard Surface: Optional mechanism extends keyboard range to 8" below and/or 7" above monitor surface. Tilt range is +15° to -15° tilt.

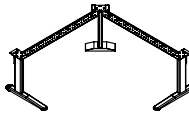
Control Switch: Standard with 3 position memory settings.

Base: Consists of 14-gauge legs and rigid 14-gauge cross brace. Available in Black or Silver only. Base ships KD. Due to the precision alignment of the height-adjustable legs, it is critical the unit is properly leveled for optimum performance.



Model No.	Description	Wt.	Base Only
XR-Series	Base Only-includes columns, control box, cross brace, cables and switch. Height-Range 24 - 50 1/2" H  		List Price
502STB	For 36 - 42", 24"D Surfaces - 2 Columns	45	3,438.00
503STB	For 48 - 60", 24"D Surfaces - 2 Columns	47	3,557.00
506STB	For 24 x 48 x 72 x 24" Right-Hand Return - 3 Columns	65	4,654.00
507STB	For 24 x 72 x 48 x 24" Left-Hand Return - 3 Columns	65	4,436.00
504STB	For 72 x 24 x 72" Corner, 3 Columns	68	4,664.00
505STB	For 84 x 24 x 84" Corner, 3 Columns	73	4,552.00
508STB	For 60 - 72 x 24" D Surfaces, 2 Columns	50	3,557.00
509STB	For 72 - 84 x 24" D Surfaces, 2 Columns	54	3,507.00
502TB	For 36 - 42" Surfaces, 2 Columns, 30" Deep	47	3,479.00
503TB	For 48 - 60" Surfaces, 2 Columns 30" Deep	50	3,607.00
508TB	For 60 - 72", 30"D Surfaces, 2 Columns	53	3,438.00
509TB	For 72 - 84", 30"D Surfaces, 2 Columns	57	3,733.00
506TB	For 30 x 48 x 72 x 30", Right-Hand Return, 3 Columns	67	4,723.00
507TB	For 30 x 72 x 48 x 30", Left-Hand Return, 3 Columns	67	4,723.00
504TB	For 72 x 30 x 72" Corner - 3 Columns	70	4,732.00
505TB	For 84 x 30 x 84" Corner - 3 Columns	75	4,848.00



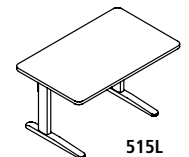
502TB



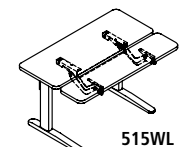
504TB

XR-Series	Single Surface Rectangular  	Height Range	Wt.	HPL List Price
505SL	36 x 24"	24 - 50 1/2" H	80	3,885.00
510SL	42 x 24"	24 - 50 1/2" H	87	4,047.00
515SL	48 x 24"	24 - 50 1/2" H	94	4,160.00
520SL	60 x 24"	24 - 50 1/2" H	107	4,393.00
525SL *	72 x 24"	24 - 50 1/2" H	130	4,485.00
505L *	36 x 30"	24 - 50 1/2" H	89	3,981.00
510L	42 x 30"	24 - 50 1/2" H	97	3,927.00
515L	48 x 30"	24 - 50 1/2" H	105	4,163.00
520L *	60 x 30"	24 - 50 1/2" H	120	4,255.00
525L *	72 x 30"	24 - 50 1/2" H	135	4,337.00



* Models that does not ship via small parcel

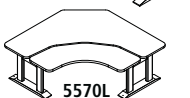
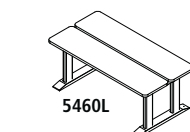
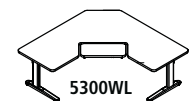
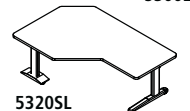
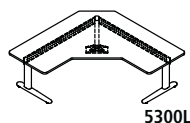


515L



515WL

XR-Series	Dual Surface Rectangular with Data Center Mechanism  	Height Range	HPL List Price
505WL	36 x 30"	24 - 50 1/2" H	5,216.00
510WL	42 x 30"	24 - 50 1/2" H	5,317.00
515WL	48 x 30"	24 - 50 1/2" H	5,446.00
520WL	60 x 30"	24 - 50 1/2" H	5,807.00



XR-Series	3 Column Laminate Single Surface Corner	GSA	Height Range	Wt.	HPL List Price
5300SL	24 x 72 x 72 x 24"		24" - 50 1/2" H	240	6,573.00
5310SL	24 x 84 x 84 x 24"		24" - 50 1/2" H	242	6,929.00
5320SL	24 x 48 x 72 x 24" - Right-Handed		24" - 50 1/2" H	231	5,432.00
5330SL	24 x 72 x 48 x 24" - Left-Handed		24" - 50 1/2" H	231	5,698.00
5300L	30 x 72 x 72 x 30"		24" - 50 1/2" H	253	6,333.00
5310L	30 x 84 x 84 x 30"		24" - 50 1/2" H	258	6,717.00
5320L	30 x 48 x 72 x 30" - Right Handed		24" - 50 1/2" H	239	5,810.00
5330L	30 x 72 x 48 x 30" - Left Handed		24" - 50 1/2" H	239	5,810.00
XR-Series	3 Column Laminate Single Surface Corner with Data Center Mechanism				
5300WL	30 x 72 x 72 x 30"		24" - 50 1/2" H	258	7,606.00
5310WL	30 x 84 x 84 x 30"		24" - 50 1/2" H	285	7,947.00
5320WL	30 x 48 x 72 x 30" - Right-Handed		24" - 50 1/2" H	244	6,576.00
5330WL	30 x 72 x 48 x 30" - Left-Handed		24" - 50 1/2" H	244	6,898.00
XR-Series	4 Column Laminate Dual Surface Rectangular	GSA			
5460L	32 x 60"		24 - 50 1/2" H	154	8,939.00
5470L	32 x 72"		24 - 50 1/2" H	167	8,713.00
XR-Series	5 Column Laminate Dual Surface Corner	GSA			
5560L	40 x 60 x 60 x 40"		24 - 50 1/2" H	195	12,632.00
5570L	40 x 70 x 70 x 40"		24 - 50 1/2" H	250	13,596.00

Corsica® Veneer Series

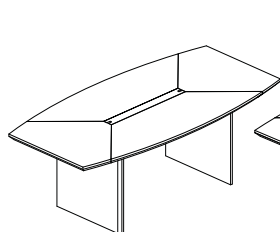
CORSICA® CONFERENCE ROOM FURNITURE

Surfaces: Sierra Cherry finish on Cherry veneer-CRY and Mahogany finish on Walnut veneer-MAH.

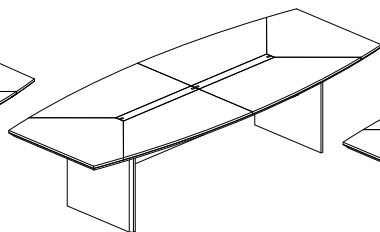
- Built-in cable management panel features a flush, removable wood cover
- Tabletop is 2" thick with Black beveled edge
- Work surfaces are protected with two-coats of high-tech catalyzed lacquer finish
- Tables larger than 96" L have multi-piece top surfaces connected via steel connecting plates
- Supports up to 500 lbs., evenly distributed
- Tops and base ship separately
- For optional Power Module with cover for full table add suffix "P" to end of the model number
- Each power module plugs in separately

BOAT SHAPED CONFERENCE TABLES

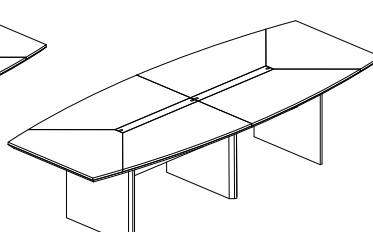
Model No.	Description	Dimensions	Weight	List Price	List Price (P)
CTC72	6' Conference Table	72"W x 36"D x 29 1/2" H	226	2,761.00	3,709.00
CTC84	7' Conference Table	84"W x 42"D x 29 1/2" H	297	3,265.00	4,216.00
CTC96	8' Conference Table	96"W x 42"D x 29 1/2" H	340	4,062.00	5,014.00
CTC120	10' Conference Table	120"W x 48"D x 29 1/2" H	372	5,856.00	7,750.00
CMT12	12' Conference Table	144"W x 54"D x 29 1/2" H	620	9,866.00	11,864.00
CMT14	14' Conference Table	168"W x 54"D x 29 1/2" H	713	10,990.00	12,990.00
CTRND	Round Conference Table	42" Diameter x 29 1/2" H	80	1,510.00	
CTWP	Wood Grommet Cover with Module for CTC72, CTC84, or CTC96, CTC120			1,006.00	1,006.00
CTW72SP	Power Module w/Cover for (1) End Section for CMT12, CMT18			1,072.00	1,072.00
CTW72AP	Power Module w/Cover for (1) Center Section for CMT18, CMT20			1,002.00	1,002.00
CTW84SP	Power Module w/Cover for (1) End Section for CMT14, CMT20			1,072.00	1,072.00




CTC96



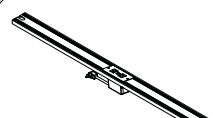
CTC120



CMT12



CTRND



CTWP