

Office Doctor Discount Office Furniture

www.OfficeDr.com 856-368-9085

Safco Products are on Sale for Half Price

Take Half Off the List Prices in this PDF

Call 856-368-9085 Now to Order

LIMITED LIFETIME WARRANTY

Safco-warranty obligation: We pledge to repair or replace, at Safco's option, any Safco product or component that is defective in material or workmanship for as long as you, the original purchaser, own it.

LIABILITY LIMITATIONS






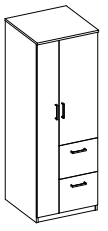
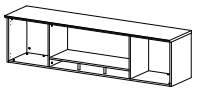


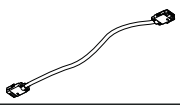
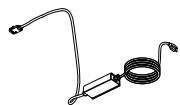

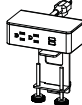
The following listed parts, components and supplies are covered under warranty in accordance with the below schedule following the product purchase date.

Ten Years: Seating controls and cylinders, Rumba™, Cha-Cha™, electric height-adjustable table series laminates, and wood seating components. All parts (excluding motor) on the XR, ML and E Series Height-Adjustable Tables.

Five Years: Glides, casters, polymer-based components, seating upholstery (fabrics and leather), foam, armrests, chrome seating components, user-adjustable work surface mechanisms, laminates, veneer finishes and other covering materials, drawer glides, electrical components, Event Series, cabinets or mobile systems, components that are either moving parts or controls (guides that are in contact with moving parts), and motors on the ML-Series, E-Series and XR-Series Height-Adjustable Tables.

Three Years: Outdoor Products (Evos™, Canmeleon™ and CoGo™ Product Lines), High Density 4-Post wire shelving and wire components, and electrical components, Dry Erase Surfaces.

[See website for complete Warranty Information](#)

Model #	Description	Model #	List Price Ea.	List Carton Price	Number of Cartons in Shipment	Actual Weight	S-Parcel Billable Weight	Carton Cube	Freight Class
	RESDES3060WH <small>NEW</small> Resi® Desk 30X60 White Wood Leg Overall: 60"W x 30"D x 29½"H Desk Top: Designer white laminate Base: White Powder Coated Steel Crown with Solid Maple Wood in Natural Finish Legs	RESDES3060WH	1,395.00	1,395.00	1	67	110	8.62	085
	RESCAB36WH <small>NEW</small> Resi® Cabinet 36W No Doors Overall: 36"W x 19⅞"D x 33¾"H Cabinet: Designer white laminate	RESCAB36WH	1,220.00	1,220.00	1	64	82	4.94	070
	RESDRKTWH <small>NEW</small> Resi® Door Kit - White Overall: 18"W x ¾"D x 25¾"H	RESDRKTWH	236.00	236.00	1	9	21	1.64	070
	RESGDRKTWH <small>NEW</small> Resi® Glass Door Kit - White Overall: 18"W x ¾"D x 25¾"H	RESGDRKTWH	283.00	283.00	1	8	20	1.64	070
	RESPEDWH <small>NEW</small> Resi® Skinny Pedestal - White Overall: 11½"W x 19"D x 26½"H	RESPEDWH	672.00	672.00	1	56	58	4.94	125
	RESWRDWH <small>NEW</small> Resi® Wardrobe 23¾"W x 23¾"D x 68"H	RESWRD1WH RESWRD2WH	1,958.00	1,711.00 334.00	1 1	211.6 38.6	212 78	10.12 7.08	70 100
	RESH72WH <small>NEW</small> Resi® Hutch 72"W x 16¾"D x 18½"H	RESH72WH	1,382.00	1,382.00	1	120	LTL	20.01	70
	RESHDRKTWH <small>NEW</small> Resi® Hutch Laminate Door Kit 18¼"W x ¾"D x 17¼"H	RESHDRKTWH	194.00	194.00	1	12.5	14	1.23	85
	RESHGDRKTWH <small>NEW</small> Resi® Hutch Glass Door Kit 18¼"W x ¾"D x 17¼"H	RESHGDRKTWH	233.00	233.00	1	12.5	14	1.23	85
Resi® Office - Power Units									
Resi® Collection - Power Units									
	RESUPDCL <small>NEW</small> Resi® Uni Power Daisy Chain Jumper	RESUPDCL	114.00	114.00	1	6	.06	0.14	070
	RESUPINP <small>NEW</small> Resi® Universal Power Infeed Plug	RESUPINP	487.00	487.00	1	6	.06	0.35	070
	RESUPDCWH <small>NEW</small> Resi® Universal Power Unit Daisy Chain White	RESUPDCWH	395.00	395.00	1	6	.06	0.2	070
	RESUPUWH <small>NEW</small> Resi® Universal Power Unit White	RESUPUWH	336.00	336.00	1	6	.06	0.14	070

Office Suites
Seating
Tables & Desks
Meeting Essentials
Personal Organization
Ergonomics
High Density Storage
Storage & Filing
Facilities
Technology Furniture
Art & Engineering
Education
K-12
SAFE Collection Addendum

Resi® Benching (Dual-Sided Workstations)

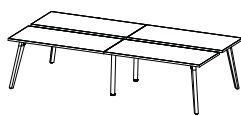
- Perfect for open office environments that allow workers to collaborate, yet have an individual workspace for a touchdown spot or permanent workstation
- Maple wood legs and Wilsonart Designer White high-pressure laminate tops, with coordinating PVC edgbanding, complement the entire Resi Collection of products and most work environments
- Steel understructure adds support and stability
- Available in 2-person, 4-person, or 6-person configuration
- Work surfaces: Rectangle - 1 1/8" HPL in Designer White with coordinating PVC edgbanding
- Surfaces 30 x 60" with 4" gap between tabletops for privacy panel and accessories



RES2BEN3060WHNA

Resi® 2-Person Benching NEW

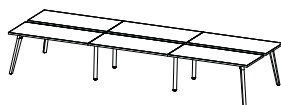
Model No.	Description	Dimensions	Weight	List Price
RES2BEN3060	RESI 2-Person Benching 30X60			
RES2BEN3060WHNA	2-Person Benching Unit	60 x 64 x 30"	162	2,717.00



RES4BEN3060WHNA

Resi® 4-Person Benching NEW

Model No.	Description	Dimensions	Weight	List Price
RES4BEN3060	RESI 4-Person Benching 30X60			
RES4BEN3060WHNA	4-Person Benching Unit	120 x 64 x 30"	309	5,179.00



RES6BEN3060WHNA

Resi® 6-Person Benching NEW

Model No.	Description	Dimensions	Weight	List Price
RES6BEN3060	RESI 6-Person Benching 30X60			
RES6BEN3060WHNA	6-Person Benching Unit	180 x 64 x 30"	449	7,640.00

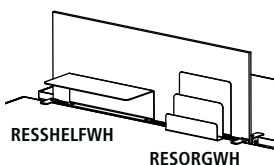
Resi® Privacy NEW

- Optional accessories include Privacy Divider, Clamp On Privacy Units, Steel Organizer and Shelf (ordered separately)
- Accessories that are functional yet don't clutter workspaces provides opportunity to add personal style and enhance efficiencies
- Adds privacy, cable management, and organization to personal workspaces located in open office environments
- Privacy PET Divider is made of polyester fiber and provides a visual barrier between workstations



RES42DUALPWH

Model No.	Description	Dimensions	Weight	List Price
RES42SINGPWH	Single-Sided Privacy Unit	47 1/2 x 6 1/2 x 6 3/4"	13	433.00
RES42DUALPWH	Dual-Sided Privacy Unit	47 1/2 x 7 1/2 x 6 3/4"	18	577.00
RES2042PPSL	PET Privacy Divider	42 x 1/2 x 20"	2.8	177.00

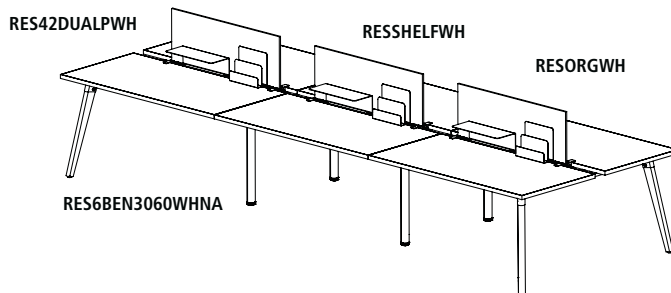


RESSHELFWH

RESORGWH

Accessories

Model No.	Description	Dimensions	Weight	List Price
RESSHELFWH	Steel Shelf Accessory	18 x 7 1/2 x 5 1/4"	9	138.00
RESORGWH	Steel Organizer Accessory	11 x 3 3/8 x 9 1/2"	4	115.00



RES6BEN3060WHNA

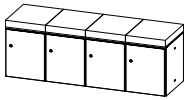
Resi® Storage - Free Standing Lockers



Safco® Products marketing materials are designed to be used as sales tools for our Dealer network.

- 36" lockers available with two 18" doors with internal dividing shelf
- Keyed (random – master key available) or Digital Locks (revolving code)
- Individual locker modules ship fully assembled
- Concealed adjustable door hinges
- Work surfaces are constructed with 1½" particle board with HPL and 3mm PVC edge banding
- All steel is finished with powder coat paint (white or textured black)
- 4 leveling glides for easy alignment (per locker)
- Upholstered seat cushions for use with CC01 only, available in grade 1-3 and COM
- Ganging hardware included for front to back, side to side, and top to bottom connection
- Optional toe-kick for use with CCL18C & CCL36C

Model #	Description	Fabric Grades/ Model #	List Price Ea.	List Carton Price	Quantity Per Carton	Actual Weight	S-Parcel Billable Weight	Carton Cube	Freight Class
Resi® Storage - Free Standing Lockers									
CC01	Resi® Storage - Single Wide Bench* Locker Height: 18½" Locker Upholstered Seat Height: 21½" Seat Size: 60"W x 18"D Overall Size: 60"W x 18"D x 18½"H (21½"H with Locker Upholstery)	CC01	2,651.00	2,651.00	-	-	LTL	-	-
	Door Material Steel			Upcharge N/C					
	Lock Type Keyed Lock Digital Lock - DL (Price is Per Lock)			Upcharge N/C		106.00	N/C		
	Metal Color White Powder Coat Black Textured Powder Coat			N/C		N/C			
CCUC	Locker Upholstery* (Adds 3" to Seat Height, 4 Cushions per carton) Grade 1 Grade 2 Grade 3 COM Yardage: 2 yds.			Upcharge	4				
		01	N/C	N/C					
		02	28.00	28.00				See pgs. 56-57 for Grades 01 - 03 fabric swatches	
		03	55.00	55.00					
		COM	28.00	28.00					

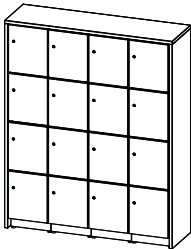


*Must order the Locker Upholstery separate when Ordering the CC01

EXAMPLE OF HOW TO ORDER LOCKER UPHOLSTERY:

Model	Fabric Grade	Fabric Color	See pgs. 56-57 for Grades 01 - 03 fabric swatches
C C U C +	0 2 +	V I 0 1	

CC06	Resi® Storage - Locker Wall Straight Overall Size: 62½"W x 18½"D x 77½"H	CC06	9,016.00	9,016.00	-	-	LTL	-	-
	Number of Doors for 36" Lockers Double Door - DD			N/C		N/C			
	Door Material Steel			Upcharge N/C		N/C			
	Lock Type Keyed Lock Digital Lock - DL (Price is Per Lock)			Upcharge N/C		106.00	N/C		
	Metal Color White Powder Coat Black Textured Powder Coat			N/C		N/C			



PLEASE CHOOSE OPTIONS FROM BELOW:

Model	Number of Doors for 36" Lockers	Door Material	Lock Type	Metal Frame Color	High Pressure Laminate (HPL) Worksurface Color	Edge Band Worksurface Color
CC06	DD-Double Door	STE-Steel	KL-Keyed Lock DL-Digital Lock	WH-White BL-Black Textured	DSWT-Designer White CLWN-Columbian Walnut BLAK-Black FNGY-Fashion Gray FUMP-Fusion Maple AISA-Asian Sand	BK-Black DB-Dark Brown WI-Designer White IG-Ice Gray
Example:						
C C 0 6 +	D D +	S T E +	D L +	B L +	D S W T +	I G

Office Suites
Seating
Tables & Desks
Meeting Essentials
Personal Organization
Ergonomics
High Density Storage
Storage & Filing
Facilities
Technology Furniture
Art & Engineering
K-12 Education
SAFE Collection Addendum

Model #	Description	Fabric Grades/ Model #	List Price Ea.	List Carton Price	Quantity Per Carton	Actual Weight	S-Parcel Billable Weight	Carton Cube	Freight Class
	CC08 Resi® Storage - A-Frame Bistro/Counter w/Riser (Long) Counter Size: 75"W x 37"D Locker Surface Height: 37 3/4"H Overall Size: 105"W x 37"D x 41 1/2"H Number of Doors for 36" Lockers Double Door - DD	CC08	8,761.00	8,761.00	-	-	LTL	-	-
	Door Material Steel		N/C	N/C					
	Lock Type Keyed Lock Digital Lock - DL (Price is Per Lock)		N/C 106.00	N/C 106.00					
	Metal Frame Color White Powder Coat Black Textured Powder Coat		N/C N/C	N/C N/C					
	Door Material Steel		N/C	N/C					
	Lock Type Keyed Lock Digital Lock - DL (Price is Per Lock)		N/C 106.00	N/C 106.00					
	CC10 Resi® Storage - A-Frame Bistro/Counter w/o Riser (Long) Counter Size: 105"W x 37"D Overall Size: 105"W x 37"D x 41 1/2"H Number of Doors for 36" Lockers Double Door - DD	CC10	8,680.00	8,680.00	-	-	LTL	-	-
	Door Material Steel		N/C	N/C					
	Lock Type Keyed Lock Digital Lock - DL (Price is Per Lock)		N/C 106.00	N/C 106.00					
	Metal Frame Color White Powder Coat Black Textured Powder Coat		N/C N/C	N/C N/C					
	Door Material Steel		N/C	N/C					
	Lock Type Keyed Lock Digital Lock - DL (Price is Per Lock)		N/C 106.00	N/C 106.00					
	CC11 Resi® Storage - A-Frame Bistro/Counter w/o Riser (Short) Counter Size: 75"W x 37"D Overall Size: 75"W x 37"D x 41 1/2"H Number of Doors for 36" Lockers Double Door - DD	CC11	7,710.00	7,710.00	-	-	LTL	-	-
	Door Material Steel		N/C	N/C					
	Lock Type Keyed Lock Digital Lock - DL (Price is Per Lock)		N/C 106.00	N/C 106.00					
	Metal Frame Color White Powder Coat Black Textured Powder Coat		N/C N/C	N/C N/C					
	Door Material Steel		N/C	N/C					
	Lock Type Keyed Lock Digital Lock - DL (Price is Per Lock)		N/C 106.00	N/C 106.00					

Resi® Storage - Stand-Alone Locker Options

Resi™ Storage - Stand-Alone Locker Options									
	CCL18C Resi® Storage - 18" Single Locker Overall Size: 15"W x 18"D x 18 1/2"H Door Material Steel	CCL18C	506.00	506.00	-	-	LTL	-	-
	Lock Type Keyed Lock Digital Lock - DL (Price is Per Lock)		N/C 106.00	N/C 106.00					
	Metal Color White Powder Coat Black Textured Powder Coat		N/C N/C	N/C N/C					
	Door Material Steel		N/C	N/C					
	Lock Type Keyed Lock Digital Lock - DL (Price is Per Lock)		N/C 106.00	N/C 106.00					
	CCL36C Resi® Storage - 36" Single Locker with internal shelf between doors Overall Size: 15"W x 18"D x 36 1/2"H Number of Doors for 36" Lockers Double Door - DD	CCL36C	942.00	942.00	-	-	LTL	-	-
	Door Material Steel		N/C	N/C					
	Lock Type Keyed Lock Digital Lock - DL (Price is Per Lock)		N/C 106.00	N/C 106.00					
	Metal Color White Powder Coat Black Textured Powder Coat		N/C N/C	N/C N/C					
	Door Material Steel		N/C	N/C					
	CCTK Resi® Storage - Toe-Kick Option for CCL18C & CCL36C Overall Size: 15"W x 15"D x 3 3/4"H Finish: Black Textured-BL, White-WH	CCTKBL CCTKWH	76.00	76.00	-	-	LTL	-	-
	Replacement Keys Replacement Key 201-300* 920000462 Master Key		25.00 25.00	25.00 25.00	1 1	1 1	1 1	- -	110 110

* When requesting a replacement key the lock/key number, located on the face of the lock, is required

PROP 65 These products are subject to California Proposition 65. Please visit the product detail page on our website for specific information.

Office Suites
Seating
Tables & Desks
Meeting Essentials
Personal Organization
Ergonomics
High Density Storage
Storage & Filing
Facilities
Technology Furniture
Art & Engineering
K-12 Education
SAFE Collection Addendum