

Office Doctor Discount Office Furniture

www.OfficeDr.com 856-368-9085

Safco Products are on Sale for Half Price

Take Half Off the List Prices in this PDF

Call 856-368-9085 Now to Order

LIMITED LIFETIME WARRANTY

Safco® warranty obligation: We pledge to repair or replace, at Safco's option, any Safco product or component that is defective in material or workmanship for as long as you, the original purchaser, own it.

LIABILITY LIMITATIONS

The following listed parts, components and supplies are covered under warranty in accordance with the below schedule following the product purchase date.

Ten Years: Seating controls and cylinders, Rumba™, Cha-Cha™, electric height-adjustable table series laminates, and wood seating components. All parts (excluding motor) on the XR, ML and E Series Height-Adjustable Tables.

Five Years: Glides, casters, polymer-based components, seating upholstery (fabrics and leather), foam, armrests, chrome seating components, user-adjustable work surface mechanisms, laminates, veneer finishes and other covering materials, drawer glides, electrical components, Event Series, cabinets or mobile systems, components that are either moving parts or controls (guides that are in contact with moving parts), and motors on the ML-Series, E-Series and XR-Series Height-Adjustable Tables.

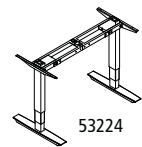
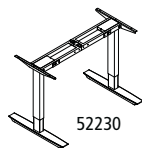
Three Years: Outdoor Products (Evos™, Canmeleon™ and CoGo™ Product Lines), High Density 4-Post wire shelving and wire components, and electrical components, Dry Erase Surfaces.

[See website for complete Warranty Information](#)

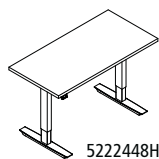
Two Base Models Offered: 2 stage base and 3 stage base offered in two column models.

- Drive System: 110V, 60Hz AC input 120V DC motor. Draws a maximum of 3 amps.
- Travel Range: 2 stage - 19.6" of vertical adjustment from 28" to 47.6" (with feet and work surface)
- 3 Stage - 25.5" of vertical adjustment from 24.5" - 50" (with feet and work surface)
- Adjustment Speed: 2 stage .75" per second; 3 stage 1.5" per second
- Control Switch: Simple UP/Down Control Switch sold as standard. LED 4 position preset control available as an accessory option.
- Work surfaces: 1 1/8" high pressure laminate with 3mm PVC (square corners) as standard. Add a "T" suffix to the part number if T-mold is preferred (radius corners) Surfaces available from 48" - 72"W and 24" or 30"D
- See page 10 for Safco corporate laminate color options or go to Safco website
- Keyboard Surface: Optional mechanism extends keyboard range to 8" below and/or 7" above the monitor surface. Tilt range is +15° to - 15° tilt
- Bases: Consists of heavy-duty all steel legs with expandable/adjustable steel frames, range from 40" - 68"W which accommodate 48" - 72" work surfaces
- 3 base colors - Silver, Black, and White powder coat paint, customers should designate selection with S for Silver, B for Black and W for White
- Bases Ship KD. Due to the precision of the alignment of the height-adjustable legs, it is critical that the unit be properly leveled for optimum performance
- Load Capacity: 220 lbs. for 2-column models
- Meets ADA and BIFMA performance standards
- Meets Intertek VOC+ Certification

ML-Series Height-Adjustable Tables

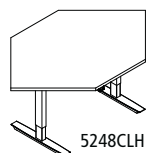


Model No.	Description	Height Range	Wt.	List Price
2 Stage/2 Column Base Only				
52224	2 Stage/2 Leg 24" Depth	28 - 47 5/8" H	69	1,517.00
52230	2 Stage/2 Leg 30" Depth	28 - 47 5/8" H	71	1,517.00
3-Stage/2-Column Base Only				
53224	3 Stage/2 Leg 24" Depth	24 1/2 - 50" H	76	1,669.00
53230	3 Stage/2 Leg 30" Depth	24 1/2 - 50" H	78	1,669.00

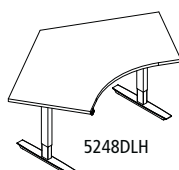


2 Stage/2 Column Base with 1 1/8" Rectangular Surfaces				
5222448H	48 x 24"	28 - 47 5/8" H	116	2,034.00
5222454H	54 x 24"	28 - 47 5/8" H	121	2,077.00
5222460H	60 x 24"	28 - 47 5/8" H	126	2,189.00
5222466H	66 x 24"	28 - 47 5/8" H	131	2,316.00
5222472H	72 x 24"	28 - 47 5/8" H	136	2,280.00
5223048H	48 x 30"	28 - 47 5/8" H	131	1,935.00
5223054H	54 x 30"	28 - 47 5/8" H	138	2,193.00
5223060H	60 x 30"	28 - 47 5/8" H	141	2,270.00
5223066H	66 x 30"	28 - 47 5/8" H	146	2,236.00
5223072H *	72 x 30"	28 - 47 5/8" H	151	2,437.00

* Models that does not ship via small parcel



2 Stage/2 Column Base with 1 1/8" Corner Surfaces				
5248CSLH	48 x 24"	28 - 47 5/8" H	130	2,276.00
5248CLH	48 x 30"	28 - 47 5/8" H	135	2,316.00










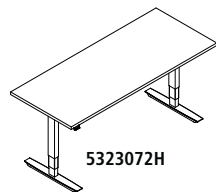
2 Stage/2 Column Base with 1 1/8" 120° Surfaces				
5248DSLH	48 x 24"	28 - 47 5/8" H	135	2,360.00
5248DLH *	48 x 30"	28 - 47 5/8" H	140	2,425.00
5242DSLH	42 x 24"	28 - 47 5/8" H	130	2,431.00
5242DLH	42 x 30"	28 - 47 5/8" H	135	2,467.00

* Models that does not ship via small parcel

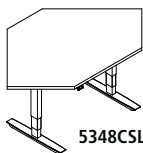
ML-Series Height-Adjustable Tables

Safco® Products marketing materials are designed to be used as sales tools for our Dealer network.

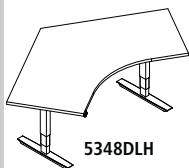
Model No.	Description	Height Range	Wt.	List Price
3 Stage/2 Column Base with 1 1/8" Rectangular Surfaces  				
5322448H	48 x 24"	24 1/2" - 50"H	109	2,085.00
5322454H	54 x 24"	24 1/2" - 50"H	114	2,332.00
5322460H	60 x 24"	24 1/2" - 50"H	119	2,280.00
5322466H	66 x 24"	24 1/2" - 50"H	124	2,467.00
5322472H	72 x 24"	24 1/2" - 50"H	129	2,441.00
5323048H	48 x 30"	24 1/2" - 50"H	124	2,091.00
5323054H	54 x 30"	24 1/2" - 50"H	129	2,236.00
5323060H	60 x 30"	24 1/2" - 50"H	134	2,422.00
5323066H	66 x 30"	24 1/2" - 50"H	139	2,383.00
5323072H	72 x 30"	24 1/2" - 50"H	144	2,582.00
3 Stage/2 Column Base with 1 1/8" Corner Surfaces  				
5348CSLH	48 x 24"	24 1/2" - 50"H	144	2,317.00
5348CLH	48 x 30"	24 1/2" - 50"H	149	2,352.00
3 Stage/2 Column Base with 1 1/8" 120° Surfaces  				
5348DSLH	48 x 24"	24 1/2" - 50"H	144	2,533.00
5348DLH	48 x 30"	24 1/2" - 50"H	149	2,697.00
5342DSLH	42 x 24"	24 1/2" - 50"H	139	2,582.00
5342DLH	42 x 30"	24 1/2" - 50"H	149	2,697.00
Accessories 				
524MC	4-Position Memory Control (for ML series only)		2	152.00




5323072H



5348CSLH



5348DLH



ML-Series Height-Adjustable Tables - Quick Ship Kits

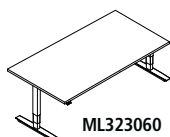
Quick Ship Kits

- Tops available in Fusion Maple HPL laminate with 3mm White edge band (FUMPWI) only
- Base options: 2 stage, 2 leg or 3 stage, 2 leg in Black (BL), White (WH) or Silver (SL)
- Example: ML222460-WH-FUMPWI (or ML222460WHFUMPWI) ML 2 stage, 2 leg base in White (WH) with 24x60" Fusion Maple top with White edge band (FUMPWI)

Model No.	Description	Height Range	Wt.	List Price
ML-Series Base & Top				
ML222460	24 x 60" 2 Stage, 2 Legs	28" to 47 1/2"H	104	2,049.00
ML223060	30 x 60" 2 Stage, 2 Legs	28" to 47 1/2"H	111	2,064.00
ML322460	24 x 60" 3 Stage, 2 Legs	24 1/2" - 50"H	110	2,188.00
ML323060	30 x 60" 3 Stage, 2 Legs	24 1/2" - 50"H	117	2,202.00



ML222460



ML323060