

# Office Doctor Discount Office Furniture

www.OfficeDr.com 856-368-9085

Safco Products are on Sale for Half Price

Take Half Off the List Prices in this PDF

**Call 856-368-9085 Now to Order**

#### **LIMITED LIFETIME WARRANTY**

Safco-warranty obligation: We pledge to repair or replace, at Safco's option, any Safco product or component that is defective in material or workmanship for as long as you, the original purchaser, own it.

#### **LIABILITY LIMITATIONS**

The following listed parts, components and supplies are covered under warranty in accordance with the below schedule following the product purchase date.

**Ten Years:** Seating controls and cylinders, Rumba™, Cha-Cha™, electric height-adjustable table series laminates, and wood seating components. All parts (excluding motor) on the XR, ML and E Series Height-Adjustable Tables.

**Five Years:** Glides, casters, polymer-based components, seating upholstery (fabrics and leather), foam, armrests, chrome seating components, user-adjustable work surface mechanisms, laminates, veneer finishes and other covering materials, drawer glides, electrical components, Event Series, cabinets or mobile systems, components that are either moving parts or controls (guides that are in contact with moving parts), and motors on the ML-Series, E-Series and XR-Series Height-Adjustable Tables.

**Three Years:** Outdoor Products (Evos™, Canmeleon™ and CoGo™ Product Lines), High Density 4-Post wire shelving and wire components, and electrical components, Dry Erase Surfaces.

[See website for complete Warranty Information](#)

A complete starter section unit includes two uprights, five shelves (24", 30", 36", 42" or 48" wide), five common stops, twelve shelf supports, shelf reinforcements as required, and one canopy top. Shelves are 18-gauge steel. An adder unit includes the previously mentioned paired with one closed upright.

Choose from either closed "L" uprights or closed "T" uprights. "T" uprights are normally for internal range support, while closed "L" uprights provide a more finished external appearance.

- 800 lb. weight capacity per shelf
- 15¼" clearance between shelves
- Standard Safco® Corporate colors, see page 10

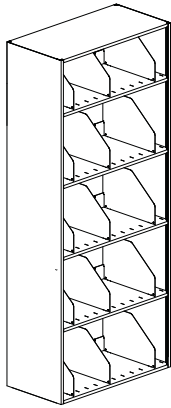
Dividers are required when using standard common stops, add "DV" suffix when ordering with dividers

**Option of ordering with and without Dividers, add "DV" suffix if ordering with dividers**

Compatible with Mobile Aisle 1000 and Mobile Lite, but not Kwik-Track

## Product Numbering System for 4-Post Shelving

Product No. Example: **EXL3618865S**  
**EX:** Heavy-Duty Shelving  
**L or T:** Shelving Type: ("L" for Closed L-Uprights, "T" for Closed T-Uprights)  
**36:** Shelving Width in Inches (24, 30, 36, 42, and 48)  
**18:** Shelving Depth in Inches (18 and 36)  
**86:** Upright Height in Inches (only one height)  
**5:** Number of shelves  
**S:** Starter

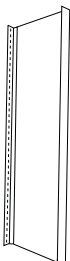


Starter Units with Two Closed "L" Uprights <span style="border: 1px solid black; border-radius: 50%; padding: 2px;">GSA</span>				Without Dividers	With Dividers
Model No.	W	D	H	List Price	Add "DV" Suffix List Price
EXL2418865S	24"	18"	86"	1,729.00	2,205.00
EXL2436865S	24"	36"	86"	2,799.00	3,753.00
EXL3018865S	30"	18"	86"	1,648.00	2,115.00
EXL3036865S	30"	36"	86"	2,821.00	3,775.00
EXL3618865S	36"	18"	86"	1,725.00	2,236.00
EXL3636865S	36"	36"	86"	2,849.00	3,732.00
EXL4218865S	42"	18"	86"	1,714.00	2,183.00
EXL4236865S	42"	36"	86"	2,861.00	3,814.00
EXL4818865S	48"	18"	86"	1,761.00	2,226.00
EXL4836865S	48"	36"	86"	2,920.00	3,874.00

## Option of ordering with and without Dividers, add "DV" suffix if ordering with dividers

Adder units with Closed "T" Uprights <span style="border: 1px solid black; border-radius: 50%; padding: 2px;">GSA</span>				Without Dividers	With Dividers
Model No.	W	D	H	List Price	Add "DV" Suffix List Price
<b>Adder units with Closed "T" Uprights</b>					
EXT2418865A	24"	18"	86"	1,619.00	2,097.00
EXT2436865A	24"	36"	86"	2,455.00	3,410.00
EXT3018865A	30"	18"	86"	1,542.00	2,050.00
EXT3036865A	30"	36"	86"	2,477.00	3,430.00
EXT3618865A	36"	18"	86"	1,618.00	2,130.00
EXT3636865A	36"	36"	86"	2,509.00	3,394.00
EXT4218865A	42"	18"	86"	1,642.00	2,118.00
EXT4236865A	42"	36"	86"	2,519.00	3,471.00
EXT4818865A	48"	18"	86"	1,656.00	2,165.00
EXT4836865A	48"	36"	86"	2,577.00	3,532.00

Model No.	W	D	Wt.	List Price
<b>Closed "L" Uprights – 86" Height <span style="border: 1px solid black; border-radius: 50%; padding: 2px;">GSA</span></b>				
X1886L		18"	31	257.00



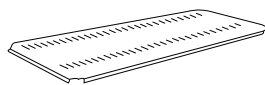
Office Suites  
Seating  
Tables & Desks  
Meeting Essentials  
Personal Organization  
Ergonomics  
High Density Storage  
Storage & Filing  
Facilities  
Technology Furniture  
Art & Engineering  
K-12 Education  
SAFE Collection Addendum

Model No.	W	D	Wt.	List Price
<b>Slotted Shelves</b>				
<b>18" Depth</b>				
EX3018S	30"	18"	8.75	83.00
EX3618S	36"	18"	10.25	98.00
EX4218S	42"	18"	12	93.00
EX4818S	48"	18"	13.75	103.00
<b>36" Depth</b>				
EX3036S	30"	36"	16.5	175.00
EX3636S	36"	36"	19.75	179.00
EX4236S	42"	36"	22.75	179.00
EX4836S	48"	36"	26	192.00

Note: Order three supports per shelf. Shelves are 18-gauge.

<b>Unslotted Shelves, or Canopy Top</b>				
<b>18" Depth</b>				
EF3018U18GA	30"	18"	8.75	98.00
EF3618U18GA	36"	18"	10.25	105.00
EF4218U18GA	42"	18"	12	105.00
EF4818U18GA	48"	18"	13.75	101.00
<b>36" Depth</b>				
EF3036U18GA	30"	36"	16.5	204.00
EF3636U18GA	36"	36"	19.5	203.00
EF4236U18GA	42"	36"	22.75	203.00
EF4836U18GA	48"	36"	26	208.00

Note: Shelves are 18-gauge. Shelf Reinforcements are not required for the Canopy tops.



Model No.	W	H	Wt.	List Price
<b>Common Stops (CS)</b>				
EF24CS	24"	3 1/2"	1.25	14.00
EF30CS	30"	3 1/2"	1.5	14.00
EF36CS	36"	3 1/2"	1.5	14.00
EF42CS	42"	3 1/2"	1.75	15.00
EF48CS	48"	3 1/2"	2	15.00

Note: Dividers are required when using common stops.

<b>Shelf Supports (SS)</b>				
EX30SS	30"	1 1/4"	3	34.00
EX36SS	36"	1 1/4"	3.5	34.00
EX42SS	42"	1 1/4"	4	34.00
EX48SS	48"	1 1/4"	4.5	34.00

Note: Shelf supports are not interchangeable with bottom shelf supports.

Model No.	W	H	Wt.	List Price
<b>Shelf Support Bottom (SSB)</b>				
EF2411SSB	24"	3/4"	3.66	18.00
EF3011SSB	30"	3/4"	2.25	18.00
EF3611SSB	36"	3/4"	2.714	18.00
EF4211SSB	42"	3/4"	3.25	18.00
EF4811SSB	48"	3/4"	3.66	25.00

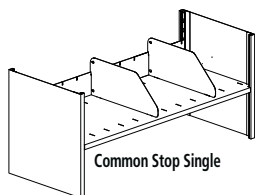
Note: Bottom shelf must be supported by bottom shelf. Graphite Gray only.

Model No.	D	H	Wt.	List Price
<b>Shelf Reinforcements (SR) - Indicate color to match system</b>				
X18SR	18"	1 1/8"	1	24.00
X36SR	36"	1 1/8"	1.5	24.00

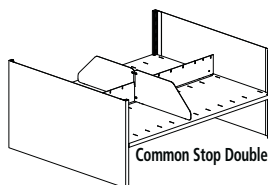
Note: (SR) Painted to match shelving ordered.

<b>Shelf Reinforcements (SRA) - Bottom shelf reinforcements for heavy-duty applications</b>				
F18SRA	18"	3/4"	.75	14.00
F36SRA	36"	3/4"	1.5	17.00

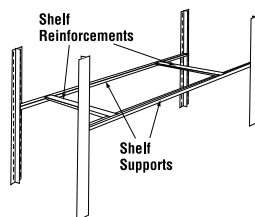
<b>Adjustable File Dividers (DV) Standard Pack of 5:</b>				
X18DV5	18"	12"	13 lbs. per pack	164.00



Common Stop Single



Common Stop Double



	24"	30"	36"	42"	48"
18"	2	2	2	2	2
36"	3	3	3	3	3

Number of Shelf Reinforcements required per loaded shelf.