

Office Doctor Discount Office Furniture

[www.OfficeDr.com](http://www.OfficeDr.com) 856-368-9085

Groupe Lacasse Half Price Sale On Now

Take Half Off the List Prices in this PDF

**Call 856-368-9085 Now**

Free Layout & Design Service

**C.A. Series**






## EDGEBANDING

Furniture with 1" (25 mm) thick tops.

### N EDGE




Smooth 1/16" (1,5 mm) thick edge.

The **N edge** is matched with the finish specified for the surface.

## HANDLE

Metal handle.

### E – Square, Silver



## LACASSE QUICKSHIP PROGRAM\*

Products and suggested layouts identified by this pictogram are part of the Lacasse quick delivery program.

Please refer to page 3 for complete program details.

\* Due to current market conditions, always refer to our Lead-Time Guide for a confirmation of our current Lacasse QuickShip lead-times.



## CODIFICATION

| Series | Options                   |          |              |
|--------|---------------------------|----------|--------------|
|        | Thickness                 | Handle   | Accent color |
| CA     | 1 Thermofused laminate 1" | E Square | S Silver     |

## REVERSIBLE

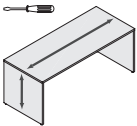
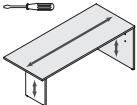
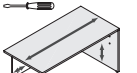
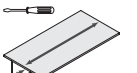
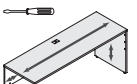




All C.A. storage and work surfaces are reversible and fit together left or right. A big plus if you change your space... or change your mind!

## IMPORTANT


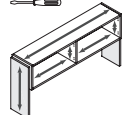
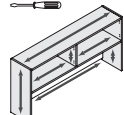
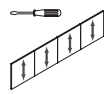

All LACASSE laminate colors are available except for the modular pedestal and the lateral file unit which come in Snow (SNO) finish only. All furniture is shipped ready-to-assemble, except the modular pedestal and the lateral file unit which ship assembled.

Casegoods are made of particleboard panels finished on both sides with mar-resistant high-performance thermofused laminate (45 lbs/ft<sup>3</sup>). The black full extension ball bearing suspensions have a load capacity of 100 lbs to 150 lbs depending on the type of drawer. The lateral file unit has an anti-tipping system. All door hinges are 110°. Levelers allow up to 1 1/2" (38 mm) height adjustment.

|   | W x D x H (in)   | W x D x H (mm)   | Code           | Price (\$) |
|---|--|------------------|----------------|------------|
| <b>Desk shell</b><br>                                     | <i>Recessed half-height modesty panel.</i>   |                  |                |            |
|   | 72 x 30 x 29   | 1800 x 750 x 735 | CA1NN-TDM3072  | 890        |
| <b>Rectangular table with modesty panel</b><br>          | <i>Reversible. Half-height laminate modesty panel.</i>   |                  |                |            |
|   | 72 x 30 x 29   | 1800 x 750 x 735 | CA1NN-RTM3072  | 836        |
| <b>Rectangular surface-return with modesty panel</b><br> | <i>Reversible. Recessed half-height modesty panel. Can accommodate 1 modular pedestal or 1 lateral file unit.</i>                      |                  |                |            |
|   | 60 x 30 x 29   | 1500 x 750 x 735 | CA1NN-RTS3060  | 654        |
| <b>Rectangular surface with modesty panel</b><br>        | <i>Recessed half-height modesty panel. Can accommodate 2 modular pedestals or 2 lateral file units.</i>                                |                  |                |            |
|   | 60 x 30 x 29   | 1500 x 750 x 735 | CA1NN-BD3060   | 530        |
| <b>Return shells</b><br>                                 | <i>Reversible. Half-height modesty panel. Can accommodate 1 modular pedestal or 1 lateral file unit. Grommet.</i>                      |                  |                |            |
|   | 72 x 24 x 29   | 1800 x 600 x 735 | CA1NS-R2472S   | 627        |
|   | 60 x 24 x 29   | 1500 x 600 x 735 | CA1NS-R2460S   | 609        |
|   | 48 x 24 x 29   | 1200 x 600 x 735 | CA1NS-R2448S   | 584        |
| <b>Bridge-return</b><br>                                 | <i>Reversible. Half-height modesty panel. Grommet.</i>   |                  |                |            |
|   | 42 x 24 x 29   | 1050 x 610 x 735 | CA1NS-BR2442   | 402        |
| <b>Modular pedestal</b><br>                              | <i>2 box drawers, 1 file drawer with suspension bar. Pencil tray. Lock. Must be installed under a surface. Snow (SNO) finish only.</i> |                  |                |            |
|   | 16 x 23 x 28   | 400 x 598 x 713  | CANES-P1623UFL | 1,080      |

 = QUICKSHIP PROGRAM

 = ASSEMBLY REQUIRED

|   | W x D x H (in)   | W x D x H (mm)   | Code           | Price (\$) |
|---|--|------------------|----------------|------------|
| <b>Lateral file unit</b><br>                                 | <i>2 file drawers with suspension bar. Lock. Can be used freestanding or can be installed under a surface. Snow (SNO) finish only.</i> |                  |                |            |
|   | 36 x 23 x 28   | 900 x 598 x 713  | CANES-2336LFL  | 1,386      |
| <b>Hutches with open back, adjustable sides – 36" H</b><br> | <i>Clearance: 19 3/16" (488 mm). Side panels allow up to 1" (25 mm) height adjustment. Can accommodate a set of 2 or 4 doors.</i>      |                  |                |            |
|   | 72 x 16 x 36   | 1800 x 400 x 900 | CANNN-EA723616 | 873        |
|   | 60 x 16 x 36   | 1500 x 400 x 900 | CANNN-EA603616 | 836        |
| <b>Hutches with closed back – 36" H</b><br>                 | <i>Clearance: 19 3/16" (488 mm). Grommet on the back. Can accommodate a set of 2 or 4 doors.</i>                                       |                  |                |            |
|   | 72 x 16 x 36   | 1800 x 400 x 900 | CANNN-E723616  | 873        |
|   | 60 x 16 x 36   | 1500 x 400 x 900 | CANNN-E603616  | 836        |
| <b>Sets of 4 doors for hutches</b><br>                      | <i>Hardware included.</i>  |                  |                |            |
|   | <i>For hutches with open back.</i>   |                  |                |            |
|   | 72 x 16 x 3/8  | 1800 x 400 x 16  | CANNN-EA72P4   | 366        |
|   | 60 x 16 x 3/8  | 1500 x 400 x 16  | CANNN-EA60P4   | 349        |
|   | <i>For hutches with closed back.</i>   |                  |                |            |
|   | 72 x 16 x 3/8  | 1800 x 400 x 16  | CANNN-E72P4    | 366        |
|   | 60 x 16 x 3/8  | 1500 x 400 x 16  | CANNN-E60P4    | 349        |
| <b>Sets of 2 doors for hutches</b><br>                       | <i>Hardware included.</i>  |                  |                |            |
|   | <i>For hutches with open back.</i>   |                  |                |            |
|   | 36 x 16 x 3/8  | 900 x 400 x 16   | CANNN-EA72P2   | 182        |
|   | 30 x 16 x 3/8  | 750 x 400 x 16   | CANNN-EA60P2   | 173        |
|   | <i>For hutches with closed back.</i>   |                  |                |            |
|   | 36 x 16 x 3/8  | 900 x 400 x 16   | CANNN-E72P2    | 182        |
|   | 30 x 16 x 3/8  | 750 x 400 x 16   | CANNN-E60P2    | 173        |