

Office Doctor Discount Office Furniture

www.OfficeDr.com 856-368-9085

**Lacasse Office Furniture Products are
On Sale for 50% OFF**

Take Half Off the List Prices in this PDF

To Order Call 856-368-9085 Now

OfficeDr.com/Lacasse-Office-Furniture.html

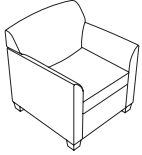
LOUNGE

SPECIFICATIONS

- All models ship assembled.
- Available in one tone only.
- Please consult page 51 for frame finishes.
- C.O.M./C.O.V. available. Please refer to page 47.

SAMPLE ORDER: BB2-ML-TN382

BB1




One upholstery:
C.O.M.: 5.6 yd – 5,1 m

Description	Dimensions	(in)	(mm)	Dimensions	(in)	(mm)
Armchair	Seat width	22	559	Overall width	32	813
Aluminum legs	Seat depth	21 ½	546	Overall depth	33	838
	Seat height	17 ¼	438	Overall height	37	940
	Back height	16	432			

Model	Frame	Upholstery / List (\$)
BB1	ML Std	Grade 1 2,567
		Grade 2 2,603
		Grade 3 2,723
		Grade 4 2,824
		Grade 5 2,982
		Grade 6 3,282
		Grade 7 4,305
		Grade 8 3,634

BB2

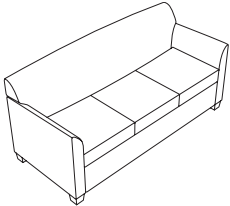


One upholstery:
C.O.M.: 7.6 yd – 6,9 m

Description	Dimensions	(in)	(mm)	Dimensions	(in)	(mm)
Loveseat	Seat width	44	1100	Overall width	54	1372
Aluminum legs	Seat depth	21 ½	546	Overall depth	33	838
	Seat height	17 ¼	438	Overall height	37	940
	Back height	16	432			

Model	Frame	Upholstery / List (\$)
BB2	ML Std	Grade 1 3,303
		Grade 2 3,347
		Grade 3 3,511
		Grade 4 3,647
		Grade 5 3,862
		Grade 6 4,268
		Grade 7 6,328
		Grade 8 4,734

BB3



One upholstery:
C.O.M.: 10.4 yd – 9,5 m

Description	Dimensions	(in)	(mm)	Dimensions	(in)	(mm)
Sofa	Seat width	66	1676	Overall width	76	1930
Aluminum legs	Seat depth	21 ½	546	Overall depth	33	838
	Seat height	17 ¼	438	Overall height	37	940
	Back height	16	432			

Model	Frame	Upholstery / List (\$)
BB3	ML Std	Grade 1 4,026
		Grade 2 4,082
		Grade 3 4,320
		Grade 4 4,498
		Grade 5 4,790
		Grade 6 5,350
		Grade 7 8,523
		Grade 8 5,993

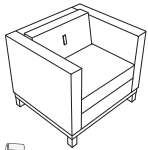
LOUNGE

SPECIFICATIONS

- All models ship assembled.
- Fabric/fabric, fabric/vinyl and vinyl/vinyl dual upholstery is available. The first upholstery code is the backrest and a seat cushion, the second upholstery code is for the arms and structure.
- If dual upholstery combination is from two different grades, list price is the highest grade of the two.
- Higher back optional feature adds 3" (76 mm) to the back cushion only.
- Tablet arm cannot be retrofitted on existing model.
- Electrical modules in Metallic Silver feature two electrical outlets and two 2.1 USB ports. If the optional module is selected, it will be placed on the front right, once seated.
- Steel support belt.
- Levelers allow up to 1 ½" (38 mm) height adjustment.
- Please refer to your Lacasse Sampler for laminate choices.
- Please consult page 51 for frame finishes.
- C.O.M./C.O.V. available. Please refer to page 47.
- For an example of a combination of upholsteries, please see the Cube 300 on page 9.

SAMPLE ORDER: CU110-E8-TN609-TN609-SA-TAL-TWT-DH

CU110

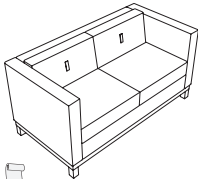


One upholstery – upholsteries 1/2:
C.O.M.: 5.4 yd – 5 m
Dual upholstery – upholstery 1:
C.O.M.: 2.5 yd – 2,3 m
Dual upholstery – upholstery 2:
C.O.M.: 3.8 yd – 3,5 m

Description	Dimensions	(in)	(mm)	Dimensions	(in)	(mm)
Armchair	Seat width	24	609	Overall width	32 ¾	832
Metal base included	Seat depth	18 ½	470	Overall depth	29 ½	750
	Seat height	17 ¼	438	Overall height	28	712
	Back height	10 ¾	273			

Model	Frame	Upholstery / List (\$)	Button (\$)	Tablet arm (\$)	Tablet finish	Other options (\$)	
CU110	E8 Std	Grade 1	2,095	A Std	NA Std	NA Std	DH 64
		Grade 2	2,132	SA N/C	TAL 615	Specify laminate code	PC 858
		Grade 3	2,253		TAR 615		CSB 64
		Grade 4	2,346				CSW 64
		Grade 5	2,495				
		Grade 6	2,788				
		Grade 7	4,291				
		Grade 8	3,124				

CU120

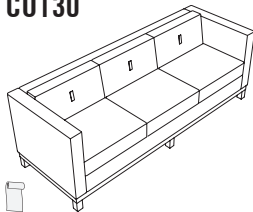


One upholstery – upholsteries 1/2:
C.O.M.: 8.5 yd – 7,8 m
Dual upholstery – upholstery 1:
C.O.M.: 5.1 yd – 4,6 m
Dual upholstery – upholstery 2:
C.O.M.: 4.8 yd – 4,4 m

Description	Dimensions	(in)	(mm)	Dimensions	(in)	(mm)
Loveseat	Seat width	48	1219	Overall width	56 ½	1535
Metal base included	Seat depth	18 ½	470	Overall depth	29 ½	750
	Seat height	17 ¼	438	Overall height	28	712
	Back height	10 ¾	273			

Model	Frame	Upholstery / List (\$)	Button (\$)	Tablet arm (\$)	Tablet finish	Other options (\$)	
CU120	E8 Std	Grade 1	3,203	A Std	NA Std	NA Std	DH 129
		Grade 2	3,253	SA N/C	TAL 615	Specify laminate code	PC 858
		Grade 3	3,446		TAR 615		CSB 129
		Grade 4	3,589				CSW 129
		Grade 5	3,832				
		Grade 6	4,291				
		Grade 7	6,485				
		Grade 8	4,820				

CU130



One upholstery – upholsteries 1/2:
C.O.M.: 10.8 yd – 9,9 m
Dual upholstery – upholstery 1:
C.O.M.: 7.6 yd – 6,9 m
Dual upholstery – upholstery 2:
C.O.M.: 5.9 yd – 5,4 m

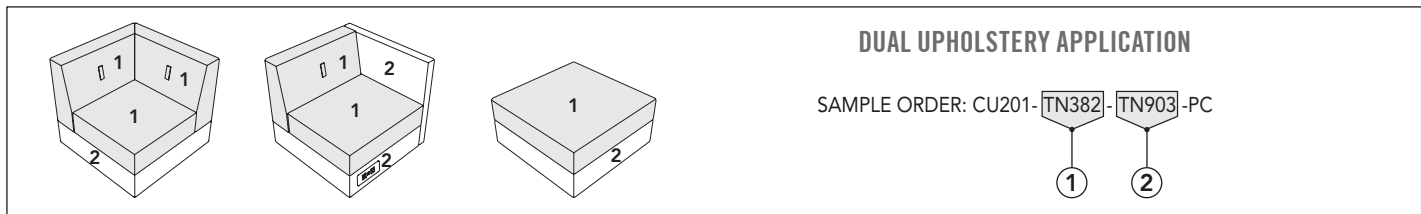
Description	Dimensions	(in)	(mm)	Dimensions	(in)	(mm)
Sofa	Seat width	71 ½	1816	Overall width	79 ½	2019
Metal base included	Seat depth	18 ½	470	Overall depth	29 ½	750
	Seat height	17 ¼	438	Overall height	28	712
	Back height	10 ¾	273			

Model	Frame	Upholstery / List (\$)	Button (\$)	Tablet arm (\$)	Tablet finish	Other options (\$)	
CU130	E8 Std	Grade 1	4,205	A Std	NA Std	NA Std	DH 192
		Grade 2	4,268	SA N/C	TAL 615	Specify laminate code	PC 858
		Grade 3	4,505		TAR 615		CSB 192
		Grade 4	4,698				CSW 192
		Grade 5	4,998				
		Grade 6	5,578				
		Grade 7	9,304				
		Grade 8	6,250				

MODULAR / CONFERENCE AND PUBLIC AREAS

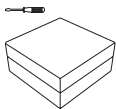
SPECIFICATIONS

- Storage units and tables ship assembled. Minimum assembly is required to mount units to the base.
- Fabric/fabric, fabric/vinyl and vinyl/vinyl dual upholstery is available. The first upholstery code is the backrest and a seat cushion, the second upholstery code is for the arms and structure. As for the ottoman, the first upholstery code is seat cushion, the second upholstery code is for the structure.
- If dual upholstery combination is from two different grades, list price is the highest grade of the two.
- Higher back optional feature adds 3" (76 mm) to the back cushion only.
- Tablet arm cannot be retrofitted on existing model.
- Electrical modules in Metallic Silver feature two electrical outlets and two 2.1 USB ports. If the optional module is selected, it will be placed on the front right, once seated. On a covered storage module, the electrical module is placed in the middle of the surface.
- Steel support belt.
- Levelers allow up to 1 ½" (38 mm) height adjustment.
- Please refer to your Lacasse Sampler for laminate choices.
- Please refer to Accessories on page 46 for ganging brackets and floor anchors.
- Please consult page 51 for frame finishes.
- C.O.M./C.O.V. available. Please refer to page 47.



SAMPLE ORDER: CU201-TN382-TN903-PC

CU201

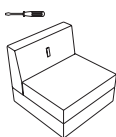


One upholstery – upholsteries 1/2:
C.O.M.: 1.6 yd – 1,5 m
Dual upholstery – upholstery 1:
C.O.M.: 0.98 yd – 0,9 m
Dual upholstery – upholstery 2:
C.O.M.: 0.66 yd – 0,6 m

Description	Dimensions (in)	(mm)	Dimensions (in)	(mm)		
Ottoman	Seat width	24 ½	622	Overall width (with base)	24 ½	622
	Seat depth	24 ½	622	Overall depth (with base)	24 ½	622
	Seat height	17 ¾	438	Overall height (with base)	17 ¾	438

Model	Upholstery / List (\$)	Other options (\$)	
CU201	Grade 1	772	PC 858
	Grade 2	788	CSB 64
	Grade 3	822	CSW 64
	Grade 4	858	
	Grade 5	906	
	Grade 6	1,002	
	Grade 7	1,495	
	Grade 8	1,115	

CU202

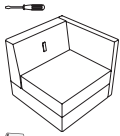


One upholstery – upholsteries 1/2:
C.O.M.: 2.7 yd – 2,45 m
Dual upholstery – upholstery 1:
C.O.M.: 2 yd – 1,9 m
Dual upholstery – upholstery 2:
C.O.M.: 0.66 yd – 0,6 m

Description	Dimensions (in)	(mm)	Dimensions (in)	(mm)		
Armless chair	Seat width	24 ½	622	Overall width (with base)	24 ½	622
	Seat depth	18 ½	470	Overall depth (with base)	24 ½	622
	Seat height	17 ¾	438	Overall height (with base)	28	712
	Back height	10 ¾	273			

Model	Upholstery / List (\$)	Button (\$)	Other options (\$)
CU202	Grade 1	1,208	A Std DH 64
	Grade 2	1,231	SA N/C CSB 64
	Grade 3	1,287	CSW 64
	Grade 4	1,330	PC 858
	Grade 5	1,401	
	Grade 6	1,544	
	Grade 7	2,325	
	Grade 8	1,711	

CU203



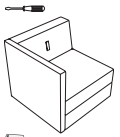
Description	Dimensions (in)	(mm)	Dimensions (in)	(mm)		
Left-side armchair	Seat width	22	558	Overall width (with base)	24 1/2	622
	Seat depth	18 1/2	470	Overall depth (with base)	24 1/2	622
	Seat height	17 1/4	438	Overall height (with base)	28	712
	Back height	10 3/4	273			



One upholstery – upholsteries 1/2:
C.O.M.: 3.1 yd – 2,85 m
Dual upholstery – upholstery 1:
C.O.M.: 2 yd – 1,85 m
Dual upholstery – upholstery 2:
C.O.M.: 2.2 yd – 2 m

Model	Upholstery / List (\$)	Button (\$)	Tablet arm (\$)	Tablet finish	Other options (\$)	
CU203	Grade 1	1,451	A Std	NA Std	NA Std	DH 64
	Grade 2	1,473	SA N/C	TAL 615	Specify laminate code	CSB 64
	Grade 3	1,544				CSW 64
	Grade 4	1,609				PC 858
	Grade 5	1,702				
	Grade 6	1,888				
	Grade 7	2,567				
	Grade 8	2,103				

CU204



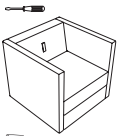
Description	Dimensions (in)	(mm)	Dimensions (in)	(mm)		
Right-side armchair	Seat width	22	712	Overall width (with base)	24 1/2	622
	Seat depth	18 1/2	470	Overall depth (with base)	24 1/2	622
	Seat height	17 1/4	438	Overall height (with base)	28	712
	Back height	10 3/4	273			



One upholstery – upholsteries 1/2:
C.O.M.: 3.1 yd – 2,85 m
Dual upholstery – upholstery 1:
C.O.M.: 2 yd – 1,85 m
Dual upholstery – upholstery 2:
C.O.M.: 2.2 yd – 2 m

Model	Upholstery / List (\$)	Button (\$)	Tablet arm (\$)	Tablet finish	Other options (\$)	
CU204	Grade 1	1,451	A Std	NA Std	NA Std	DH 64
	Grade 2	1,473	SA N/C	TAR 615	Specify laminate code	CSB 64
	Grade 3	1,544				CSW 64
	Grade 4	1,609				PC 858
	Grade 5	1,702				
	Grade 6	1,888				
	Grade 7	2,567				
	Grade 8	2,103				

CU205



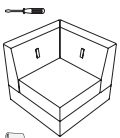
Description	Dimensions (in)	(mm)	Dimensions (in)	(mm)		
Armchair	Seat width	18	457	Overall width (with base)	24 1/2	622
	Seat depth	18 1/2	470	Overall depth (with base)	24 1/2	622
	Seat height	17 1/4	438	Overall height (with base)	28	712
	Back height	10 3/4	273			



One upholstery – upholsteries 1/2:
C.O.M.: 4 yd – 3,7 m
Dual upholstery – upholstery 1:
C.O.M.: 1.9 yd – 1,75 m
Dual upholstery – upholstery 2:
C.O.M.: 2.6 yd – 2,4 m

Model	Upholstery / List (\$)	Button (\$)	Tablet arm (\$)	Tablet finish	Other options (\$)	
CU205	Grade 1	1,688	A Std	NA Std	NA Std	DH 64
	Grade 2	1,711	SA N/C	TAL 615	Specify laminate code	CSB 64
	Grade 3	1,801		TAR 615		CSW 64
	Grade 4	1,873				PC 858
	Grade 5	1,994				
	Grade 6	2,216				
	Grade 7	3,096				
	Grade 8	2,475				

CU206



Description	Dimensions (in)	(mm)	Dimensions (in)	(mm)		
Corner armchair	Seat width	18 1/2	470	Overall width (with base)	24 1/2	622
	Seat depth	18 1/2	470	Overall depth (with base)	24 1/2	622
	Seat height	17 1/4	438	Overall height (with base)	28	712
	Back height	10 3/4	273			



One upholstery – upholsteries 1/2:
C.O.M.: 3.2 yd – 2,95 m
Dual upholstery – upholstery 1:
C.O.M.: 2.9 yd – 2,65 m
Dual upholstery – upholstery 2:
C.O.M.: 0.33 yd – 0,3 m

Model	Upholstery / List (\$)	Button (\$)	Other options (\$)
CU206	Grade 1	1,622	A Std DH 64
	Grade 2	1,645	SA N/C CSB 64
	Grade 3	1,723	CSW 64
	Grade 4	1,788	
	Grade 5	1,888	
	Grade 6	2,081	
	Grade 7	2,910	
	Grade 8	2,295	

STORAGE UNITS

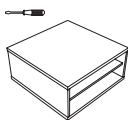
CU2-TS



Description	Dimensions (in)	(mm)	
Single access storage unit Metal base not included	Overall width (with base)	24 1/2	622
	Overall depth (with base)	24 1/2	622
	Overall height (with base)	17 1/4	438

Model	List (\$)	Laminate finish
CU2-TS	593	Specify code

CU2-TD



Description	Dimensions (in)	(mm)	
Double access storage unit Metal base not included	Overall width (with base)	24 1/2	622
	Overall depth (with base)	24 1/2	622
	Overall height (with base)	17 1/4	438

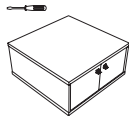
Model	List (\$)	Laminate finish
CU2-TD	643	Specify code

CU2-TSP



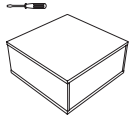
Description		Dimensions	(in)	(mm)
Single access storage unit with doors Metal base not included		Overall width (with base)	24 ½	622
		Overall depth (with base)	24 ½	622
		Overall height (with base)	17 ¼	438
Model	List (\$)	Laminate finish		
CU2-TSP	729	Specify code		

CU2-TDP



Description		Dimensions	(in)	(mm)
Double access storage unit with doors Metal base not included		Overall width (with base)	24 ½	622
		Overall depth (with base)	24 ½	622
		Overall height (with base)	17 ¼	438
Model	List (\$)	Laminate finish		
CU2-TDP	800	Specify code		

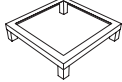
CU2-TF



Description		Dimensions	(in)	(mm)
Closed unit Metal base not included		Overall width (with base)	24 ½	622
		Overall depth (with base)	24 ½	622
		Overall height (with base)	17 ¼	438
Model	List (\$)	Laminate finish	Other options (\$)	
CU2-TF	558	Specify code	PC	858

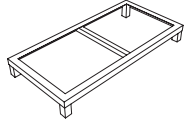
BASES

CU2B1M



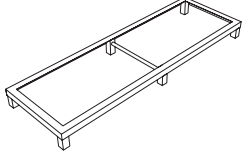
Description		Dimensions	(in)	(mm)
Single-section metal base Hardware included		Overall width	23 ¾	603
		Overall depth	23 ¾	603
		Overall height	5 ⅞	136
Model	Frame	List (\$)		
CU2B1M	E3 Std	380		
	E8 N/C			

CU2B2M



Description		Dimensions	(in)	(mm)
Double-section metal base Hardware included		Overall width	48 ¼	1226
		Overall depth	23 ¾	603
		Overall height	5 ⅞	136
Model	Frame	List (\$)		
CU2B2M	E3 Std	460		
	E8 N/C			

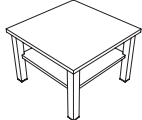
CU2B3M



Description		Dimensions	(in)	(mm)
Triple-section metal base Hardware included		Overall width	72 ¾	1848
		Overall depth	23 ¾	603
		Overall height	5 ⅞	136
Model	Frame	List (\$)		
CU2B3M	E3 Std	595		
	E8 N/C			

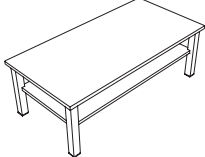
TABLES

CU2-T2424



Description		Dimensions	(in)	(mm)
Square table		Overall width	24 ½	622
		Overall depth	24 ½	622
		Overall height	17 ¼	438
Model	Frame	List (\$)	Laminate finish	
CU2-T2424	E3 Std	601	Specify code	
	E8 N/C			

CU2-T2448



Description		Dimensions	(in)	(mm)
Rectangular table		Overall width	49	1245
		Overall depth	24 ½	622
		Overall height	17 ¼	438
Model	Frame	List (\$)	Laminate finish	
CU2-T2448	E3 Std	716	Specify code	
	E8 N/C			

Please see page 12 for configuration suggestions of Cube 200 products.

MODULAR / CONFERENCE AND PUBLIC AREAS

SPECIFICATIONS

- Storage units and tables ship assembled. Minimum assembly is required to mount units to the base.
- Fabric/fabric, fabric/vinyl and vinyl/vinyl dual upholstery is available. The first upholstery code is the backrest and a seat cushion, the second upholstery code is for the arms and structure. As for the ottoman, the first upholstery code is seat cushion, the second upholstery code is for the structure.
- If dual upholstery combination is from two different grades, list price is the highest grade of the two.
- Tablet arm cannot be retrofitted on existing model.
- Electrical modules in Metallic Silver feature two electrical outlets and two 2.1 USB ports. If the optional module is selected, it will be placed on the front right, once seated. On a covered storage module, the electrical module is placed in the middle of the surface.
- Steel support belt.
- Levelers allow up to 1 ½" (38 mm) height adjustment.
- Please refer to your Lacasse Sampler for laminate choices.
- Please refer to Accessories on page 46 for ganging brackets and floor anchors.
- Please consult page 51 for frame finishes.
- C.O.M./C.O.V. available. Please refer to page 47.

DUAL UPHOLSTERY APPLICATION

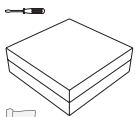
SAMPLE ORDER: CU302-TN382-TN903-PC-CSW

1

2

SAMPLE ORDER: CU302-TN382-TN903-PC-CSW

CU301

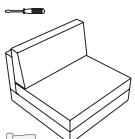


One upholstery – upholsteries 1/2:
C.O.M.: 2.62 yd – 2,41 m
Dual upholstery – upholstery 1:
C.O.M.: 1.89 yd – 1,74 m
Dual upholstery – upholstery 2:
C.O.M.: 0.95 yd – 0,88 m

Description		Dimensions		(in)	(mm)	Dimensions		(in)	(mm)
Ottoman		Seat width	30 ½	781	Overall width (with base)	30 ½	775		
		Seat depth	30 ½	781	Overall depth (with base)	30 ½	775		
		Seat height	18	457	Overall height (with base)	18	457		

Model	Upholstery / List (\$)	Other options (\$)	
CU301	Grade 1	930	PC 858
	Grade 2	935	CSB 64
	Grade 3	987	CSW 64
	Grade 4	1,024	
	Grade 5	1,079	
	Grade 6	1,194	
	Grade 7	1,739	
	Grade 8	1,322	

CU302

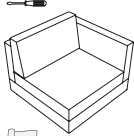


One upholstery – upholsteries 1/2:
C.O.M.: 3.88 yd – 3,58 m
Dual upholstery – upholstery 1:
C.O.M.: 2.42 yd – 2,22 m
Dual upholstery – upholstery 2:
C.O.M.: 1.95 yd – 1,79 m

Description		Dimensions		(in)	(mm)	Dimensions		(in)	(mm)
Armless chair		Seat width	30	762	Overall width (with base)	30 ½	775		
		Seat depth	19 ¾	502	Overall depth (with base)	30 ½	775		
		Seat height	18	457	Overall height (with base)	32 ¾	832		
		Back height	14 ¾	375					

Model	Upholstery / List (\$)	Other options (\$)	
CU302	Grade 1	1,459	PC 858
	Grade 2	1,480	CSB 64
	Grade 3	1,580	CSW 64
	Grade 4	1,650	
	Grade 5	1,774	
	Grade 6	2,009	
	Grade 7	2,810	
	Grade 8	2,275	

CU303

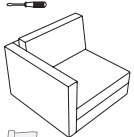


One upholstery – upholsteries 1/2:
C.O.M.: 4.47 yd – 4,11 m
Dual upholstery – upholstery 1:
C.O.M.: 2.24 yd – 2,06 m
Dual upholstery – upholstery 2:
C.O.M.: 3.18 yd – 2,93 m

Description	Dimensions	(in)	(mm)	Dimensions	(in)	(mm)
Left-side armchair	Seat width	27	686	Overall width (with base)	30 ½	775
	Seat depth	19 ¾	502	Overall depth (with base)	30 ½	775
	Seat height	18	457	Overall height (with base)	32 ¾	832
	Back height	14 ¾	375			

Model	Upholstery / List (\$)	Tablet arm (\$)	Tablet finish	Other options (\$)
CU303	Grade 1	1,674	NA Std	PC 858
	Grade 2	1,702	TAL 615	CSB 64
	Grade 3	1,809		CSW 64
	Grade 4	1,895		
	Grade 5	2,026		
	Grade 6	2,280		
	Grade 7	3,804		
	Grade 8	2,574		

CU304

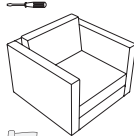


One upholstery – upholsteries 1/2:
C.O.M.: 4.47 yd – 4,11 m
Dual upholstery – upholstery 1:
C.O.M.: 2.24 yd – 2,06 m
Dual upholstery – upholstery 2:
C.O.M.: 3.18 yd – 2,93 m

Description	Dimensions	(in)	(mm)	Dimensions	(in)	(mm)
Right-side armchair	Seat width	27	686	Overall width (with base)	30 ½	775
	Seat depth	19 ¾	502	Overall depth (with base)	30 ½	775
	Seat height	18	457	Overall height (with base)	32 ¾	832
	Back height	14 ¾	375			

Model	Upholstery / List (\$)	Tablet arm (\$)	Tablet finish	Other options (\$)
CU304	Grade 1	1,674	NA Std	PC 858
	Grade 2	1,702	TAR 615	CSB 64
	Grade 3	1,809		CSW 64
	Grade 4	1,895		
	Grade 5	2,026		
	Grade 6	2,280		
	Grade 7	3,804		
	Grade 8	2,574		

CU305

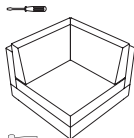


One upholstery – upholsteries 1/2:
C.O.M.: 5.02 yd – 4,62 m
Dual upholstery – upholstery 1:
C.O.M.: 2.06 yd – 1,89 m
Dual upholstery – upholstery 2:
C.O.M.: 3.06 yd – 2,82 m

Description	Dimensions	(in)	(mm)	Dimensions	(in)	(mm)
Armchair	Seat width	24	610	Overall width (with base)	30 ½	775
	Seat depth	19 ¾	502	Overall depth (with base)	30 ½	775
	Seat height	18	457	Overall height (with base)	32 ¾	832
	Back height	14 ¾	375			

Model	Upholstery / List (\$)	Tablet arm (\$)	Tablet finish	Other options (\$)
CU305	Grade 1	1,909	NA Std	PC 858
	Grade 2	1,937	TAL 615	CSB 64
	Grade 3	2,061	TAR 615	CSW 64
	Grade 4	2,152		
	Grade 5	2,309		
	Grade 6	2,596		
	Grade 7	4,133		
	Grade 8	2,932		

CU306



One upholstery – upholsteries 1/2:
C.O.M.: 5.34 yd – 4,91 m
Dual upholstery – upholstery 1:
C.O.M.: 2.62 yd – 2,41 m
Dual upholstery – upholstery 2:
C.O.M.: 2.83 yd – 2,61 m

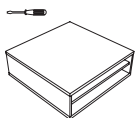
Description	Dimensions	(in)	(mm)	Dimensions	(in)	(mm)
Corner armchair	Seat width	19 ¾	502	Overall width (with base)	30 ½	775
	Seat depth	19 ¾	502	Overall depth (with base)	30 ½	775
	Seat height	18	457	Overall height (with base)	32 ¾	832
	Back height	14 ¾	375			

Model	Upholstery / List (\$)	Other options (\$)
CU306	Grade 1	CSB 64
	Grade 2	1,924
	Grade 3	1,953
	Grade 4	2,073
	Grade 5	2,167
	Grade 6	2,325
	Grade 7	2,610
	Grade 8	4,012

STORAGE UNITS

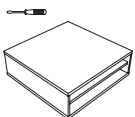
SAMPLE ORDER: CU3-TS-SNO

CU3-TS



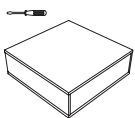
Description		Dimensions	(in)	(mm)
Single access storage unit Metal base not included		Overall width (with base)	30 ½	775
		Overall depth (with base)	30 ½	775
		Overall height (with base)	18	457
Model	List (\$)	Laminate finish		
CU3-TS	692	Specify code		

CU3-TD



Description		Dimensions	(in)	(mm)
Double access storage unit Metal base not included		Overall width (with base)	30 ½	775
		Overall depth (with base)	30 ½	775
		Overall height (with base)	18	457
Model	List (\$)	Laminate finish		
CU3-TD	788	Specify code		

CU3-TF

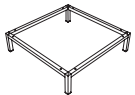


Description		Dimensions	(in)	(mm)
Closed unit Metal base not included		Overall width (with base)	30 ½	775
		Overall depth (with base)	30 ½	775
		Overall height (with base)	18	457
Model	List (\$)	Laminate finish	Other options (\$)	
CU3-TF	729	Specify code	PC	858

BASES

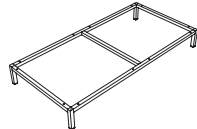
SAMPLE ORDER: CU3B1M-E8

CU3B1M



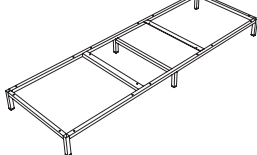
Description		Dimensions	(in)	(mm)
Single-section metal base Hardware included		Overall width	29 ¾	756
		Overall depth	29 ¾	756
		Overall height	7 ¾	197
Model	Frame	List (\$)		
CU3B1M	E3 Std	585		
	E8 N/C			

CU3B2M



Description		Dimensions	(in)	(mm)
Double-section metal base Hardware included		Overall width	60 ¾	1530
		Overall depth	29 ¾	756
		Overall height	7 ¾	197
Model	Frame	List (\$)		
CU3B2M	E3 Std	736		
	E8 N/C			

CU3B3M

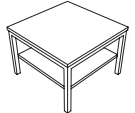


Description		Dimensions	(in)	(mm)
Triple-section metal base Hardware included		Overall width	90 ¾	2306
		Overall depth	29 ¾	756
		Overall height	7 ¾	197
Model	Frame	List (\$)		
CU3B3M	E3 Std	1,033		
	E8 N/C			

TABLES

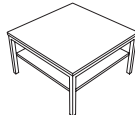
SAMPLE ORDER: CU3-T2424-E8-CER

CU3-T2424



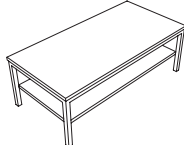
Description		Dimensions	(in)	(mm)
Square table Metal frame		Overall width	24 ½	622
		Overall depth	24 ½	622
		Overall height	18	457
Model	Frame	List (\$)	Laminate finish	
CU3-T2424	E3 Std	579	Specify code	
	E8 N/C			

CU3-T3030



Description		Dimensions	(in)	(mm)
Square table Metal frame		Overall width	30 ½	775
		Overall depth	30 ½	775
		Overall height	18	457
Model	Frame	List (\$)	Laminate finish	
CU3-T3030	E3 Std	665	Specify code	
	E8 N/C			

CU3-T2448



Description		Dimensions	(in)	(mm)
Rectangular table Metal frame		Overall width	49	1245
		Overall depth	24 ½	622
		Overall height	18	457
Model	Frame	List (\$)	Laminate finish	
CU3-T2448	E3 Std	772	Specify code	
	E8 N/C			

CUBE 200 AND CUBE 300 – SUGGESTIONS

Replace "CU2" by "CU3" at the beginning of each model number to switch to Cube 300 solutions.

Replace "CU3" by "CU2" at the beginning of each model number to switch to Cube 200 solutions.

CUBE 200 – S1

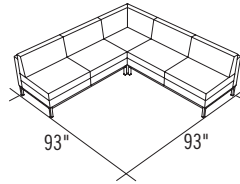
\$2,682



- 1 CU205-A-TAR
- 1 CU2B1M

CUBE 300 – S1

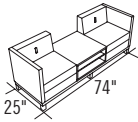
\$9,812



- 4 CU302
- 1 CU306
- 1 CU3B1M
- 2 CU3B2M

CUBE 200 – S2

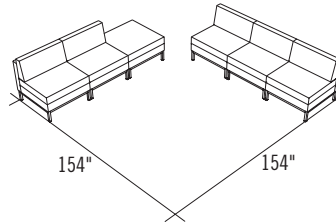
\$4,090



- 1 CU203
- 1 CU204
- 1 CU2-TS
- 1 CU2B3M

CUBE 300 – S2

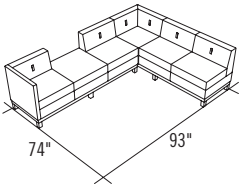
\$11,739



- 1 CU301
- 5 CU302
- 6 CU3B1M

CUBE 200 – S3

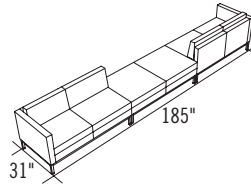
\$8,661



- 1 CU201
- 3 CU202
- 1 CU204
- 1 CU206
- 2 CU2B3M

CUBE 300 – S3

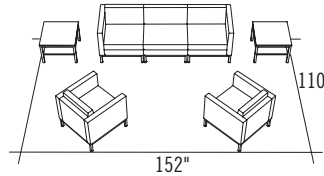
\$10,329



- 2 CU301
- 2 CU302
- 2 CU304
- 3 CU3B2M

CUBE 300 – S4

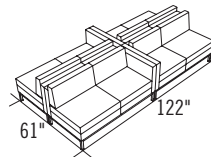
\$12,713



- 1 CU302
- 1 CU303
- 1 CU304
- 2 CU305
- 5 CU3B1M
- 2 CU3-T2424

CUBE 300 – S5

\$15,468



- 4 CU302
- 2 CU303
- 2 CU304
- 4 CU3B2M

HIP HOP, HIP HOP HIGH BACK AND HIP HOP JUNIOR

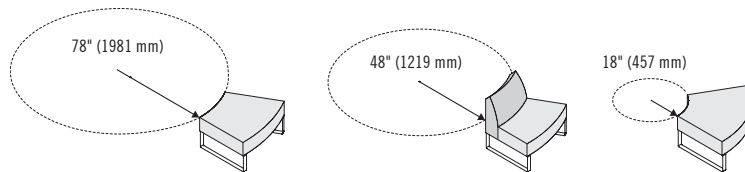
MODULAR / CONFERENCE AND PUBLIC AREAS

SPECIFICATIONS

- All models ship assembled except high back and wood leg models. Assembly of legs and the optional tablet is required on site.
- Fabric/fabric, fabric/vinyl and vinyl/vinyl upholstery is only available for the double ogive and armchairs. The first upholstery code is for the backrest, the second upholstery code is for the seat.
- If dual upholstery combination is from two different grades, list price is the highest grade of the two.
- Leather is not available.
- Metallic Silver electrical modules provide 2 power outlets and 2 USB 2.1 connectors. All electrical modules are rectangular (including the one for HRTM36), with the exception of ottomans and round tables that will include a circular module. Specify this option by adding **PC**, **PCL** or **PCR** depending on the model (maximum of 1 per unit). The modules come installed.
- The optional 9" (229 mm) deep laminate back tablets are installed at a height of 42" (1067 mm).
- Please refer to the Lacasse Sampler for laminate choices.
- Please refer to the Arold Accessories Addendum for information on ganging brackets.
- C.O.M./C.O.V. available. Please refer to page 47 of the current Arold Price Book.

CALCULATING RADIUS:

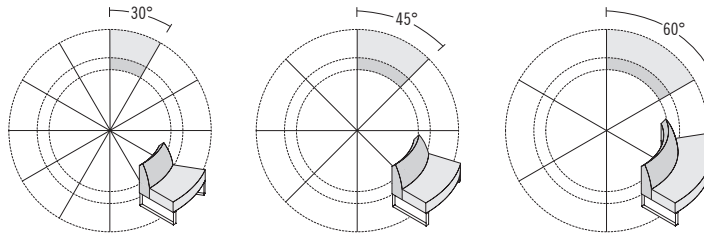
The radius is the linear distance calculated from the center of the circle (point 0) to the inner circumference of the module.



CALCULATING DEGREES:

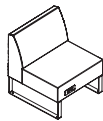
The degree of the angle is calculated by dividing the entire circumference (360°) by the number of modules. E.g.: 360° divided by 6 modular units provides an angle of 60°.

Thus, 12 modules of 30° form a circle (360°).

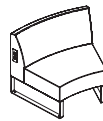


ELECTRICAL MODULE:

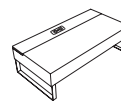
Specify the position of the electrical module based on the model type.



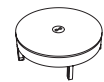
Rectangular electrical module **PC**. Positioned on the front right side, once seated.



Rectangular electrical module **PCL** and **PCR**. Positioned on the side of the back of a wedge chair, once seated. Specify PCL (PC module on left) or PCR (PC module on right).



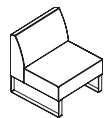
Rectangular electrical module **PC**. Positioned in the middle of the laminate surface, with the exception of the HRTM36, which will be positioned near the middle of the half-moon shaped surface.



Round electrical module **PC**. Positioned in the center of the laminate surface.

LEG OPTIONS:

9½" (241 mm) height for Hip Hop and Hip Hop High Back products and 6" (152 mm) Hip Hop Junior products.



Standard leg **E**
Steel, curved.



Optional leg **K**
Laser cut steel. (Not offered on Hip Hop Junior products.)



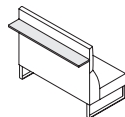
Optional leg **W**
Wood, stained. 2 colors are offered. Hip Hop products with metal legs cannot be retrofitted with wood legs. (Not offered on Hip Hop Junior products.)

LAMINATE BACK TABLET:

To order and indicate an optional laminate back tablet, simply add a laminate code.

Order example: HC60H-E8-AM24-AM24-SNO

When a back laminate tablet is not required, specify **NA**.

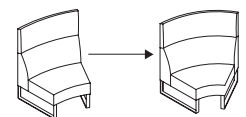


GANGING RULE:

As indicated in this list, and for stability purposes, some modules must be ganged to another module.

The HC30HBA and HC60HBA modules cannot be ganged because they are separated by lateral privacy arms.

Please refer to the Arold Accessories Addendum for information on ganging brackets.



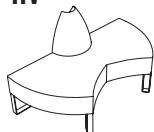
DUAL UPHOLSTERY APPLICATION

SAMPLE ORDER: HC60H-E8-AM24-AM46-NA-PCR

AM24
1

AM46
2

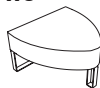
HV



One upholstery – upholsteries 1/2:
C.O.M.: 4.3 yd – 4 m
Dual upholstery – upholstery 1:
C.O.M.: 1 yd – 0,9 m
Dual upholstery – upholstery 2:
C.O.M.: 2.8 yd – 2,5 m

Description		Dimensions (in) (mm)		Dimensions (in) (mm)	
Double ogive seat		Seat width	60 1524	Overall width	60 1524
		Seat depth	21 533	Overall depth	30 762
		Seat height	18 457	Overall height	31 ¾ 806
		Back height	16 406		
Model	Legs (\$)	Upholstery / List (\$)			
HV	E8 Silver Std	Grade 1	3,568	Grade 5	3,905
	K8 Silver 300	Grade 2	3,598	Grade 6	4,148
		Grade 3	3,697	Grade 8	4,434
		Grade 4	3,777		

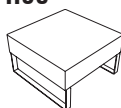
HO



One upholstery:
C.O.M.: 2.3 yd – 2,1 m

Description		Dimensions (in) (mm)		Dimensions (in) (mm)	
Ogive		Seat width	30 762	Overall width	30 762
		Seat depth	30 762	Overall depth	30 762
		Seat height	18 457	Overall height	18 457
Model	Legs (\$)	Upholstery / List (\$)			
HO	E8 Silver Std	Grade 1	1,711	Grade 5	2,009
	K8 Silver 272	Grade 2	1,729	Grade 6	2,224
		Grade 3	1,823	Grade 8	2,475
		Grade 4	1,895		

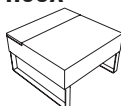
H30



One upholstery:
C.O.M.: 1.9 yd – 1,8 m

Description		Dimensions (in) (mm)		Dimensions (in) (mm)	
Square bench		Seat width	30 762	Overall width	30 762
		Seat depth	30 762	Overall depth	30 762
		Seat height	18 457	Overall height	18 457
Model	Legs (\$)	Upholstery / List (\$)		Other Options (\$)	
H30	E8 Silver Std W20 Wild Cherry 544	Grade 1	1,694	Grade 5	1,866
	K8 Silver 272 W21 Terra Cherry 544	Grade 2	1,711	Grade 6	1,994
		Grade 3	1,765	Grade 8	2,138
		Grade 4	1,801		
				PC	858

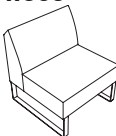
H30X



One upholstery:
C.O.M.: 1.4 yd – 1,3 m

Description		Dimensions (in) (mm)		Dimensions (in) (mm)	
Mixed square bench		Seat width	30 762	Overall width	30 762
		Seat depth	21 533	Overall depth	30 762
		Seat height	18 457	Overall height	18 457
Model	Legs (\$)	Upholstery / List (\$)		Laminate Finish	Other Options (\$)
H30X	E8 Silver Std W20 Wild Cherry 544	Grade 1	1,953	Grade 5	2,073
	K8 Silver 272 W21 Terra Cherry 544	Grade 2	1,960	Grade 6	2,160
		Grade 3	1,994	Grade 8	2,266
		Grade 4	2,026		
				Specify code	PC 858

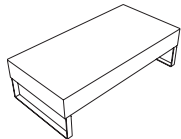
HC30



One upholstery – upholsteries 1/2:
C.O.M.: 3.1 yd – 2,9 m
Dual upholstery – upholstery 1:
C.O.M.: 1.7 yd – 1,5 m
Dual upholstery – upholstery 2:
C.O.M.: 1.4 yd – 1,3 m

Description		Dimensions (in) (mm)		Dimensions (in) (mm)	
Straight chair		Seat width	30 762	Overall width	30 762
		Seat depth	21 533	Overall depth	30 762
		Seat height	18 457	Overall height	31 ¾ 806
		Back height	16 406		
		Back width	30 762		
Model	Legs (\$)	Upholstery / List (\$)		Other Options (\$)	
HC30	E8 Silver Std W20 Wild Cherry 544	Grade 1	2,360	Grade 5	2,639
	K8 Silver 272 W21 Terra Cherry 544	Grade 2	2,381	Grade 6	2,838
		Grade 3	2,467	Grade 8	3,068
		Grade 4	2,532		
				PC	858

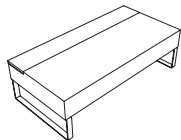
H60



One upholstery:
C.O.M.: 2.5 yd – 2,3 m

Description				Dimensions (in) (mm)		Dimensions (in) (mm)	
Rectangular bench				Seat width	60 1524	Overall width	60 1524
				Seat depth	30 762	Overall depth	30 762
				Seat height	18 457	Overall height	18 864
Model	Legs (\$)			Upholstery / List (\$)		Other Options (\$)	
H60	E8 Silver	Std	W20 Wild Cherry	Grade 1	2,052	Grade 5	2,275
	K8 Silver	272	W21 Terra Cherry	Grade 2	2,066	Grade 6	2,438
				Grade 3	2,138	Grade 8	2,622
				Grade 4	2,189		
						PC	858

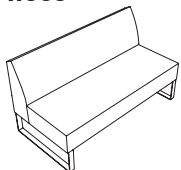
H60X



One upholstery:
C.O.M.: 1.9 yd – 1,8 m

Description				Dimensions (in) (mm)		Dimensions (in) (mm)	
Mixed rectangular bench				Seat width	60 1524	Overall width	60 1524
				Seat depth	30 762	Overall depth	30 762
				Seat height	18 457	Overall height	18 457
Model	Legs (\$)			Upholstery / List (\$)		Laminate Finish	Other Options (\$)
H60X	E8 Silver	Std	W20 Wild Cherry	Grade 1	2,325	Grade 5	2,495
	K8 Silver	272	W21 Terra Cherry	Grade 2	2,337	Grade 6	2,617
				Grade 3	2,388	Grade 8	2,759
				Grade 4	2,432		
						Specify code	PC 858

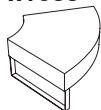
HC60



One upholstery – upholsteries 1/2:
C.O.M.: 4.8 yd – 4,3 m
Dual upholstery – upholstery 1:
C.O.M.: 2.8 yd – 2,6 m
Dual upholstery – upholstery 2:
C.O.M.: 1.9 yd – 1,8 m

Description				Dimensions (in) (mm)		Dimensions (in) (mm)	
Straight chair				Seat width	60 1524	Overall width	60 1524
				Seat depth	21 533	Overall depth	30 762
				Seat height	18 457	Overall height	31 ¼ 806
				Back height	16 406		
				Back width	60 1524		
Model	Legs (\$)			Upholstery / List (\$)		Other Options (\$)	
HC60	E8 Silver	Std	W20 Wild Cherry	Grade 1	2,918	Grade 5	3,333
	K8 Silver	272	W21 Terra Cherry	Grade 2	2,946	Grade 6	3,640
				Grade 3	3,074	Grade 8	3,991
				Grade 4	3,175		
						PC	858

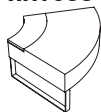
H1860



One upholstery:
C.O.M.: 2 yd – 1,8 m

Description				Dimensions (in) (mm)		Dimensions (in) (mm)	
Wedge bench				Seat width	48 1219	Overall width	48 1219
Radius = 18" (457 mm)				Seat depth	30 762	Overall depth	32 ½ 826
Degree = 60°				Seat height	18 457	Overall height	18 457
Model	Legs (\$)			Upholstery / List (\$)		Other Options (\$)	
H1860	E8 Silver	Std	W20 Wild Cherry	Grade 1	2,095	Grade 5	2,266
	K8 Silver	272	W21 Terra Cherry	Grade 2	2,109	Grade 6	2,396
				Grade 3	2,160	Grade 8	2,545
				Grade 4	2,203		

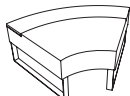
HX1860



One upholstery:
C.O.M.: 2 yd – 1,8 m

Description				Dimensions (in) (mm)		Dimensions (in) (mm)	
Mixed wedge bench				Seat width	48 1219	Overall width	48 1219
Radius = 18" (457 mm)				Seat depth	21 533	Overall depth	32 ½ 826
Degree = 60°				Seat height	18 457	Overall height	18 457
Model	Legs (\$)			Upholstery / List (\$)		Laminate Finish	Other Options (\$)
HX1860	E8 Silver	Std	W20 Wild Cherry	Grade 1	2,444	Grade 5	2,622
	K8 Silver	272	W21 Terra Cherry	Grade 2	2,460	Grade 6	2,753
				Grade 3	2,516	Grade 8	2,896
				Grade 4	2,560		
						Specify code	PC 858

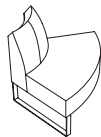
H1860X



One upholstery:
C.O.M.: 1.9 yd – 1,7 m

Description				Dimensions (in) (mm)		Dimensions (in) (mm)	
Mixed wedge bench				Seat width	39 991	Overall width	48 1219
Radius = 18" (457 mm)				Seat depth	21 533	Overall depth	32 ½ 826
Degree = 60°				Seat height	18 457	Overall height	18 457
Model	Legs (\$)			Upholstery / List (\$)		Laminate Finish	Other Options (\$)
H1860X	E8 Silver	Std	W20 Wild Cherry	Grade 1	2,475	Grade 5	2,639
	K8 Silver	272	W21 Terra Cherry	Grade 2	2,489	Grade 6	2,759
				Grade 3	2,539	Grade 8	2,896
				Grade 4	2,581		
						Specify code	PC 858

HC1860



One upholstery – upholsteries 1/2:
C.O.M.: 2.9 yd – 2,7 m
Dual upholstery – upholstery 1:
C.O.M.: 1.3 yd – 1,2 m
Dual upholstery – upholstery 2:
C.O.M.: 1.6 yd – 1,5 m

Description		Dimensions (in) (mm)		Dimensions (in) (mm)					
Wedge chair	Radius = 18" (457 mm) Degree = 60°	Seat width	48	1219	Overall width	48	1219		
		Seat depth	21	533	Overall depth	32 ½	826		
		Seat height	18	457	Overall height	31 ¾	806		
		Back height	16	406					
		Back width	27	686					
Model	Legs (\$)	Upholstery / List (\$)		Other Options (\$)					
HC1860	E8 Silver Std	W20 Wild Cherry	544	Grade 1	2,704	Grade 5	2,967	PCL	858
	K8 Silver	272	W21 Terra Cherry	544	Grade 2	2,723	Grade 6	3,152	PCR
				Grade 3	2,804	Grade 8	3,375		
				Grade 4	2,866				

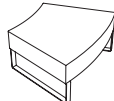
H1860C



One upholstery – upholsteries 1/2:
C.O.M.: 3.8 yd – 3,5 m
Dual upholstery – upholstery 1:
C.O.M.: 2.4 yd – 2,2 m
Dual upholstery – upholstery 2:
C.O.M.: 1.4 yd – 1,3 m

Description		Dimensions (in) (mm)		Dimensions (in) (mm)					
Wedge chair	Radius = 18" (457 mm) Degree = 60°	Seat width	39	991	Overall width	48	1219		
		Seat depth	21	533	Overall depth	32 ½	826		
		Seat height	18	457	Overall height	31 ¾	806		
		Back height	16	406					
		Back width	39	991					
Model	Legs (\$)	Upholstery / List (\$)		Other Options (\$)					
H1860C	E8 Silver Std	W20 Wild Cherry	544	Grade 1	2,854	Grade 5	3,190	PCL	858
	K8 Silver	272	W21 Terra Cherry	544	Grade 2	2,875	Grade 6	3,439	PCR
				Grade 3	2,982	Grade 8	3,725		
				Grade 4	3,061				

H4830



One upholstery:
C.O.M.: 2 yd – 1,9 m

Description		Dimensions (in) (mm)		Dimensions (in) (mm)			
Wedge bench	Radius = 48" (1219 mm) Degree = 30°	Seat width	40 ¼	1022	Overall width	40 ¼	1022
		Seat depth	30	762	Overall depth	31 ¾	806
		Seat height	18	457	Overall height	18	457
Model	Legs (\$)	Upholstery / List (\$)					
H4830	E8 Silver Std	W20 Wild Cherry	544	Grade 1	2,031	Grade 5	2,216
	K8 Silver	272	W21 Terra Cherry	544	Grade 2	2,044	Grade 6
				Grade 3	2,103	Grade 8	2,495
				Grade 4	2,144		

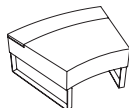
HX4830



One upholstery:
C.O.M.: 2 yd – 1,9 m

Description		Dimensions (in) (mm)		Dimensions (in) (mm)						
Mixed wedge bench	Radius = 48" (1219 mm) Degree = 30°	Seat width	40 ¼	1022	Overall width	40 ¼	1022			
		Seat depth	21	533	Overall depth	31 ¾	806			
		Seat height	18	457	Overall height	18	457			
Model	Legs (\$)	Upholstery / List (\$)		Laminate Finish	Other Options (\$)					
HX4830	E8 Silver Std	W20 Wild Cherry	544	Grade 1	2,388	Grade 5	2,567	Specify code	PC	858
	K8 Silver	272	W21 Terra Cherry	544	Grade 2	2,403	Grade 6			
				Grade 3	2,453	Grade 8	2,854			
				Grade 4	2,495					

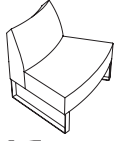
H4830X



One upholstery:
C.O.M.: 1.9 yd – 1,8 m

Description		Dimensions (in) (mm)		Dimensions (in) (mm)						
Mixed wedge bench	Radius = 48" (1219 mm) Degree = 30°	Seat width	35 ¾	909	Overall width	40 ¼	1022			
		Seat depth	21	533	Overall depth	31 ¾	806			
		Seat height	18	457	Overall height	18	457			
Model	Legs (\$)	Upholstery / List (\$)		Laminate Finish	Other Options (\$)					
H4830X	E8 Silver Std	W20 Wild Cherry	544	Grade 1	2,480	Grade 5	2,746	Specify code	PC	858
	K8 Silver	272	W21 Terra Cherry	544	Grade 2	2,504	Grade 6			
				Grade 3	2,581	Grade 8	3,161			
				Grade 4	2,646					


HC4830



One upholstery – upholsteries 1/2:
C.O.M.: 3.2 yd – 3 m
Dual upholstery – upholstery 1:
C.O.M.: 1.7 yd – 1,6 m
Dual upholstery – upholstery 2:
C.O.M.: 1.5 yd – 1,4 m

Description				Dimensions (in)		Dimensions (mm)		Dimensions (in)		Dimensions (mm)					
Wedge chair		Radius = 48" (1219 mm) Degree = 30°		Seat width	40 ¼	1022	Overall width	40 ¼	1022	Overall depth	31 ¾	806	Overall height	31 ¾	806
Seat depth	21	533	Seat height	18	457	Back height	16	406	Back width	29 ½	749				
Model	Legs (\$)			Upholstery / List (\$)				Other Options (\$)							
HC4830	E8 Silver	Std	W20 Wild Cherry	544	Grade 1	2,704	Grade 5	2,989	PCL	858					
	K8 Silver	272	W21 Terra Cherry	544	Grade 2	2,723	Grade 6	3,196	PCR	858					
					Grade 3	2,810	Grade 8	3,439							
					Grade 4	2,882									

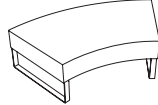
H4830C



One upholstery – upholsteries 1/2:
C.O.M.: 3.7 yd – 3,4 m
Dual upholstery – upholstery 1:
C.O.M.: 2.2 yd – 2 m
Dual upholstery – upholstery 2:
C.O.M.: 1.6 yd – 1,4 m

Description				Dimensions (in)		Dimensions (mm)		Dimensions (in)		Dimensions (mm)					
Wedge chair		Radius = 48" (1219 mm) Degree = 30°		Seat width	35 ¾	909	Overall width	40 ¼	1022	Overall depth	31 ¾	806	Overall height	31 ¾	806
Seat depth	21	533	Seat height	18	457	Back height	16	406	Back width	35 ¾	909				
Model	Legs (\$)			Upholstery / List (\$)				Other Options (\$)							
H4830C	E8 Silver	Std	W20 Wild Cherry	544	Grade 1	2,810	Grade 5	3,161	PCL	858					
	K8 Silver	272	W21 Terra Cherry	544	Grade 2	2,838	Grade 6	3,417	PCR	858					
					Grade 3	2,946	Grade 8	3,711							
					Grade 4	3,024									

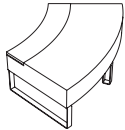
H4845



One upholstery:
C.O.M.: 2.9 yd – 2,6 m

Description				Dimensions (in)		Dimensions (mm)		Dimensions (in)		Dimensions (mm)					
Wedge bench		Radius = 48" (1219 mm) Degree = 45°		Seat width	60	1524	Overall width	60	1524	Overall depth	34	864	Overall height	18	457
Seat depth	30	762	Seat height	18	457										
Model	Legs (\$)			Upholstery / List (\$)											
H4845	E8 Silver	Std	W20 Wild Cherry	672	Grade 1	2,560	Grade 5	2,838							
	K8 Silver	300	W21 Terra Cherry	672	Grade 2	2,581	Grade 6	3,038							
					Grade 3	2,668	Grade 8	3,275							
					Grade 4	2,731									

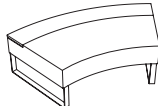
HX4845



One upholstery:
C.O.M.: 2.8 yd – 2,5 m

Description				Dimensions (in)		Dimensions (mm)		Dimensions (in)		Dimensions (mm)					
Mixed wedge bench		Radius = 48" (1219 mm) Degree = 45°		Seat width	60	1524	Overall width	60	1524	Overall depth	34	864	Overall height	18	457
Seat depth	21	533	Seat height	18	457										
Model	Legs (\$)			Upholstery / List (\$)				Laminate Finish		Other Options (\$)					
HX4845	E8 Silver	Std	W20 Wild Cherry	672	Grade 1	3,046	Grade 5	3,297	Specify code	PC	858				
	K8 Silver	300	W21 Terra Cherry	672	Grade 2	3,074	Grade 6	3,475							
					Grade 3	3,147	Grade 8	3,681							
					Grade 4	3,203									

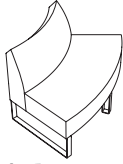
H4845X



One upholstery:
C.O.M.: 2.6 yd – 2,4 m

Description				Dimensions (in)		Dimensions (mm)		Dimensions (in)		Dimensions (mm)					
Mixed wedge bench		Radius = 48" (1219 mm) Degree = 45°		Seat width	53	1346	Overall width	60	1524	Overall depth	34	864	Overall height	18	457
Seat depth	21	533	Seat height	18	457										
Model	Legs (\$)			Upholstery / List (\$)				Laminate Finish		Other Options (\$)					
H4845X	E8 Silver	Std	W20 Wild Cherry	672	Grade 1	3,052	Grade 5	3,282	Specify code	PC	858				
	K8 Silver	300	W21 Terra Cherry	672	Grade 2	3,068	Grade 6	3,453							
					Grade 3	3,139	Grade 8	3,653							
					Grade 4	3,196									

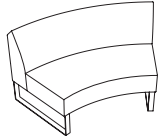
HC4845



One upholstery – upholsteries 1/2:
C.O.M.: 4 yd – 3,7 m
Dual upholstery – upholstery 1:
C.O.M.: 2.3 yd – 2,1 m
Dual upholstery – upholstery 2:
C.O.M.: 1.9 yd – 1,7 m

Description		Dimensions (in) (mm)		Dimensions (in) (mm)	
Wedge chair	Radius = 48" (1219 mm) Degree = 45°	Seat width	44 1118	Overall width	60 1524
		Seat depth	21 533	Overall depth	34 864
		Seat height	18 457	Overall height	31 ¾ 806
		Back height	16 406		
		Back width	43 ⅜ 1108		
Model	Legs (\$)	Upholstery / List (\$)		Other Options (\$)	
HC4845	E8 Silver Std W20 Wild Cherry 672	Grade 1	3,504	Grade 5	3,876
	K8 Silver 300 W21 Terra Cherry 672	Grade 2	3,534	Grade 6	4,140
		Grade 3	3,647	Grade 8	4,447
		Grade 4	3,732		
				PCL	858
				PCR	858

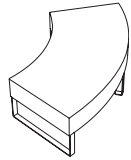
H4845C



One upholstery – upholsteries 1/2:
C.O.M.: 4.3 yd – 4 m
Dual upholstery – upholstery 1:
C.O.M.: 2.6 yd – 2,4 m
Dual upholstery – upholstery 2:
C.O.M.: 1.8 yd – 1,7 m

Description		Dimensions (in) (mm)		Dimensions (in) (mm)	
Wedge chair	Radius = 48" (1219 mm) Degree = 45°	Seat width	53 1346	Overall width	60 1524
		Seat depth	21 533	Overall depth	34 864
		Seat height	18 457	Overall height	31 ¾ 806
		Back height	16 406		
		Back width	53 1346		
Model	Legs (\$)	Upholstery / List (\$)		Other Options (\$)	
H4845C	E8 Silver Std W20 Wild Cherry 672	Grade 1	3,517	Grade 5	3,982
	K8 Silver 300 W21 Terra Cherry 672	Grade 2	3,547	Grade 6	4,375
		Grade 3	3,669	Grade 8	4,835
		Grade 4	3,777		
				PCL	858
				PCR	858

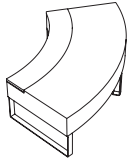
H4860



One upholstery:
C.O.M.: 3.7 yd – 2,6 m

Description		Dimensions (in) (mm)		Dimensions (in) (mm)	
Wedge bench	Radius = 48" (1219 mm) Degree = 60°	Seat width	78 1981	Overall width	78 1981
		Seat depth	30 762	Overall depth	37 940
		Seat height	18 457	Overall height	18 457
Model	Legs (\$)	Upholstery / List (\$)		Other Options (\$)	
H4860	E8 Silver Std W20 Wild Cherry 672	Grade 1	2,954	Grade 5	3,282
	K8 Silver 300 W21 Terra Cherry 672	Grade 2	2,982	Grade 6	3,526
		Grade 3	3,082	Grade 8	3,804
		Grade 4	3,161		

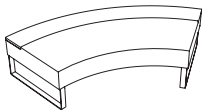
HX4860



One upholstery:
C.O.M.: 3.7 yd – 2,5 m

Description		Dimensions (in) (mm)		Dimensions (in) (mm)	
Mixed wedge bench	Radius = 48" (1219 mm) Degree = 60°	Seat width	78 1981	Overall width	78 1981
		Seat depth	21 533	Overall depth	37 940
		Seat height	18 457	Overall height	18 457
Model	Legs (\$)	Upholstery / List (\$)		Laminate Finish	Other Options (\$)
HX4860	E8 Silver Std W20 Wild Cherry 672	Grade 1	3,497	Grade 5	3,826
	K8 Silver 300 W21 Terra Cherry 672	Grade 2	3,526	Grade 6	4,068
		Grade 3	3,624	Grade 8	4,340
		Grade 4	3,705		
				Specify code	PC 858

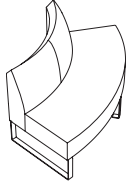
H4860X



One upholstery:
C.O.M.: 3 yd – 2,4 m

Description		Dimensions (in) (mm)		Dimensions (in) (mm)	
Mixed wedge bench	Radius = 48" (1219 mm) Degree = 60°	Seat width	57 1448	Overall width	78 1981
		Seat depth	21 533	Overall depth	37 940
		Seat height	18 457	Overall height	18 457
Model	Legs (\$)	Upholstery / List (\$)		Laminate Finish	Other Options (\$)
H4860X	E8 Silver Std W20 Wild Cherry 672	Grade 1	3,511	Grade 5	3,790
	K8 Silver 300 W21 Terra Cherry 672	Grade 2	3,534	Grade 6	3,991
		Grade 3	3,618	Grade 8	4,220
		Grade 4	3,681		
				Specify code	PC 858

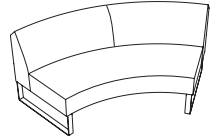
HC4860



One upholstery – upholsteries 1/2:
C.O.M.: 4.4 yd – 4 m
Dual upholstery – upholstery 1:
C.O.M.: 2.7 yd – 2,5 m
Dual upholstery – upholstery 2:
C.O.M.: 2.5 yd – 2,3 m

Description				Dimensions (in) (mm)		Dimensions (in) (mm)	
Wedge chair		Radius = 48" (1219 mm) Degree = 60°		Seat width	78 1981	Overall width	78 1981
				Seat depth	21 533	Overall depth	37 940
				Seat height	18 457	Overall height	31 ¾ 806
				Back height	16 406		
				Back width	57 1448		
Model	Legs (\$)			Upholstery / List (\$)		Other Options (\$)	
HC4860	E8 Silver	Std	W20 Wild Cherry	Grade 1	3,982	Grade 5	4,405
	K8 Silver	300	W21 Terra Cherry	Grade 2	4,018	Grade 6	4,706
				Grade 3	4,140	Grade 8	5,054
				Grade 4	4,240		
						PCL	858
						PCR	858

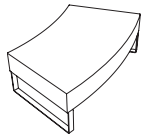
H4860C



One upholstery – upholsteries 1/2:
C.O.M.: 5.1 yd – 4,6 m
Dual upholstery – upholstery 1:
C.O.M.: 3.3 yd – 3 m
Dual upholstery – upholstery 2:
C.O.M.: 2.2 yd – 2 m

Description				Dimensions (in) (mm)		Dimensions (in) (mm)	
Wedge chair		Radius = 48" (1219 mm) Degree = 60°		Seat width	69 ¼ 1759	Overall width	78 1981
				Seat depth	21 533	Overall depth	37 940
				Seat height	18 457	Overall height	31 ¾ 806
				Back height	16 406		
				Back width	69 ¼ 1759		
Model	Legs (\$)			Upholstery / List (\$)		Other Options (\$)	
H4860C	E8 Silver	Std	W20 Wild Cherry	Grade 1	4,063	Grade 5	4,511
	K8 Silver	300	W21 Terra Cherry	Grade 2	4,097	Grade 6	4,835
				Grade 3	4,233	Grade 8	5,213
				Grade 4	4,340		
						PCL	858
						PCR	858

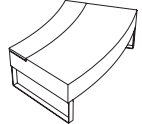
H7830



One upholstery:
C.O.M.: 2.6 yd – 2,4 m

Description				Dimensions (in) (mm)		Dimensions (in) (mm)	
Wedge bench		Radius = 78" (1981 mm) Degree = 60°		Seat width	56 1422	Overall width	56 1422
				Seat depth	30 762	Overall depth	32 ¾ 832
				Seat height	18 457	Overall height	18 457
Model	Legs (\$)			Upholstery / List (\$)			
H7830	E8 Silver	Std	W20 Wild Cherry	Grade 1	2,266	Grade 5	2,504
	K8 Silver	272	W21 Terra Cherry	Grade 2	2,290	Grade 6	2,674
				Grade 3	2,360	Grade 8	2,866
				Grade 4	2,408		

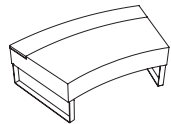
HX7830



One upholstery:
C.O.M.: 2.8 yd – 2,5 m

Description				Dimensions (in) (mm)		Dimensions (in) (mm)	
Mixed wedge bench		Radius = 78" (1981 mm) Degree = 30°		Seat width	56 1422	Overall width	56 1422
				Seat depth	21 533	Overall depth	32 ¾ 832
				Seat height	18 457	Overall height	18 457
Model	Legs (\$)			Upholstery / List (\$)		Laminate Finish	Other Options (\$)
HX7830	E8 Silver	Std	W20 Wild Cherry	Grade 1	2,795	Grade 5	3,024
	K8 Silver	272	W21 Terra Cherry	Grade 2	2,810	Grade 6	3,196
				Grade 3	2,882	Grade 8	3,396
				Grade 4	2,937		
						Specify code	PC 858

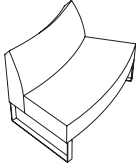
H7830X



One upholstery:
C.O.M.: 2.8 yd – 2,6 m

Description				Dimensions (in) (mm)		Dimensions (in) (mm)	
Mixed wedge bench		Radius = 78" (1981 mm) Degree = 30°		Seat width	51 1295	Overall width	56 1422
				Seat depth	21 533	Overall depth	32 ¾ 832
				Seat height	18 457	Overall height	18 457
Model	Legs (\$)			Upholstery / List (\$)		Laminate Finish	Other Options (\$)
H7830X	E8 Silver	Std	W20 Wild Cherry	Grade 1	2,838	Grade 5	3,074
	K8 Silver	272	W21 Terra Cherry	Grade 2	2,860	Grade 6	3,247
				Grade 3	2,932	Grade 8	3,439
				Grade 4	2,989		
						Specify code	PC 858


HC7830



One upholstery – upholsteries 1/2:
C.O.M.: 3.9 yd – 3,6 m
Dual upholstery – upholstery 1:
C.O.M.: 2.3 yd – 2,1 m
Dual upholstery – upholstery 2:
C.O.M.: 1.8 yd – 1,7 m

Description		Dimensions (in) (mm)		Dimensions (in) (mm)				
Wedge chair	Radius = 78" (1981 mm) Degree = 30°	Seat width	56	1422	Overall width	56	1422	
		Seat depth	21	533	Overall depth	32 ¾	832	
		Seat height	18	457	Overall height	31 ¾	806	
		Back height	16	406				
		Back width	45	1143				
Model	Legs (\$)	Upholstery / List (\$)		Other Options (\$)				
HC7830	E8 Silver Std W20 Wild Cherry	544	Grade 1	2,847	Grade 5	3,210	PCL	858
	K8 Silver 272 W21 Terra Cherry	544	Grade 2	2,875	Grade 6	3,482	PCR	858
			Grade 3	2,982	Grade 8	3,797		
			Grade 4	3,074				

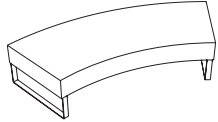
H7830C



One upholstery – upholsteries 1/2:
C.O.M.: 4 yd – 3,6 m
Dual upholstery – upholstery 1:
C.O.M.: 2.3 yd – 2,1 m
Dual upholstery – upholstery 2:
C.O.M.: 1.7 yd – 1,5 m

Description		Dimensions (in) (mm)		Dimensions (in) (mm)				
Wedge chair	Radius = 78" (1981 mm) Degree = 30°	Seat width	51 ½	1308	Overall width	56	1422	
		Seat depth	21	533	Overall depth	32 ¾	832	
		Seat height	18	457	Overall height	31 ¾	806	
		Back height	16	406				
		Back width	51 ½	1308				
Model	Legs (\$)	Upholstery / List (\$)		Other Options (\$)				
H7830C	E8 Silver Std W20 Wild Cherry	544	Grade 1	3,333	Grade 5	3,705	PCL	858
	K8 Silver 272 W21 Terra Cherry	544	Grade 2	3,361	Grade 6	3,976	PCR	858
			Grade 3	3,475	Grade 8	4,291		
			Grade 4	3,563				

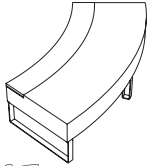
H7845



One upholstery:
C.O.M.: 2.6 yd – 2,4 m

Description		Dimensions (in) (mm)		Dimensions (in) (mm)				
Wedge bench	Radius = 78" (1981 mm) Degree = 45°	Seat width	83	2108	Overall width	83	2108	
		Seat depth	30	762	Overall depth	36	915	
		Seat height	18	457	Overall height	18	457	
Model	Legs (\$)	Upholstery / List (\$)		Other Options (\$)				
H7845	E8 Silver Std W20 Wild Cherry	672	Grade 1	2,975	Grade 5	3,219		
	K8 Silver 300 W21 Terra Cherry	672	Grade 2	2,996	Grade 6	3,396		
			Grade 3	3,068	Grade 8	3,604		
			Grade 4	3,124				

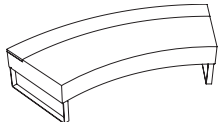
HX7845



One upholstery:
C.O.M.: 3.2 yd – 3 m

Description		Dimensions (in) (mm)		Dimensions (in) (mm)					
Mixed wedge bench	Radius = 78" (1981 mm) Degree = 45°	Seat width	83	2108	Overall width	83	2108		
		Seat depth	21	533	Overall depth	36	915		
		Seat height	18	457	Overall height	18	457		
Model	Legs (\$)	Upholstery / List (\$)		Laminate Finish	Other Options (\$)				
HX7845	E8 Silver Std W20 Wild Cherry	672	Grade 1	3,511	Grade 5	3,797	Specify code	PC	858
	K8 Silver 300 W21 Terra Cherry	672	Grade 2	3,534	Grade 6	4,004			
			Grade 3	3,618	Grade 8	4,248			
			Grade 4	3,690					

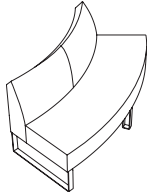
H7845X



One upholstery:
C.O.M.: 3.2 yd – 3 m

Description		Dimensions (in) (mm)		Dimensions (in) (mm)					
Mixed wedge bench	Radius = 78" (1981 mm) Degree = 45°	Seat width	83	2108	Overall width	83	2108		
		Seat depth	21	533	Overall depth	36	915		
		Seat height	18	457	Overall height	18	457		
Model	Legs (\$)	Upholstery / List (\$)		Laminate Finish	Other Options (\$)				
H7845X	E8 Silver Std W20 Wild Cherry	672	Grade 1	3,552	Grade 5	3,868	Specify code	PC	858
	K8 Silver 300 W21 Terra Cherry	672	Grade 2	3,575	Grade 6	4,091			
			Grade 3	3,676	Grade 8	4,356			
			Grade 4	3,748					

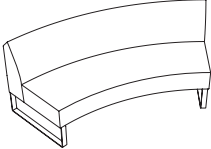
HC7845



One upholstery – upholsteries 1/2:
C.O.M.: 5.3 yd – 4,8 m
Dual upholstery – upholstery 1:
C.O.M.: 2.6 yd – 2,4 m
Dual upholstery – upholstery 2:
C.O.M.: 2.9 yd – 2,6 m

Description				Dimensions (in)		Dimensions (mm)		Dimensions (in)		Dimensions (mm)		
Wedge chair		Radius = 78" (1981 mm) Degree = 45°		Seat width	83	2108	Overall width	83	2108	Overall depth	36	915
				Seat depth	21	533	Overall height	31 3/4	806			
				Seat height	18	457						
				Back height	16	406						
				Back width	67	1702						
Model	Legs (\$)			Upholstery / List (\$)				Other Options (\$)				
HC7845	E8 Silver	Std	W20 Wild Cherry	672	Grade 1	3,991	Grade 5	4,463	PCL	858		
	K8 Silver	300	W21 Terra Cherry	672	Grade 2	4,033	Grade 6	4,806	PCR	858		
					Grade 3	4,169	Grade 8	5,198				
					Grade 4	4,283						

H7845C



One upholstery – upholsteries 1/2:
C.O.M.: 5.5 yd – 5,1 m
Dual upholstery – upholstery 1:
C.O.M.: 3.1 yd – 2,9 m
Dual upholstery – upholstery 2:
C.O.M.: 2.5 yd – 2,3 m

Description				Dimensions (in)		Dimensions (mm)		Dimensions (in)		Dimensions (mm)		
Wedge chair		Radius = 78" (1981 mm) Degree = 45°		Seat width	76	1930	Overall width	83	2108	Overall depth	36	915
				Seat depth	21	533	Overall height	31 3/4	806			
				Seat height	18	457						
				Back height	16	406						
				Back width	76	1930						
Model	Legs (\$)			Upholstery / List (\$)				Other Options (\$)				
H7845C	E8 Silver	Std	W20 Wild Cherry	672	Grade 1	4,082	Grade 5	4,592	PCL	858		
	K8 Silver	300	W21 Terra Cherry	672	Grade 2	4,126	Grade 6	4,963	PCR	858		
					Grade 3	4,277	Grade 8	5,392				
					Grade 4	4,397						

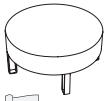
HR24



One upholstery:
C.O.M.: 1.26 yd – 1,3 m

Description				Dimensions (in)		Dimensions (mm)			
Round ottoman				Overall width	24	610	Overall depth	24	610
				Overall height	18	457			
Model	Legs (\$)			Upholstery / List (\$)					
HR24	E8 Silver	Std	W20 Wild Cherry	544	Grade 1	1,559	Grade 5	1,682	
	K8 Silver	272	W21 Terra Cherry	544	Grade 2	1,566	Grade 6	1,765	
					Grade 3	1,603	Grade 8	1,873	
					Grade 4	1,631			

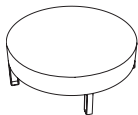
HR36



One upholstery:
C.O.M.: 1.91 yd – 1,9 m

Description				Dimensions (in)		Dimensions (mm)			
Round ottoman				Overall width	36	914	Overall depth	36	914
				Overall height	18	457			
Model	Legs (\$)			Upholstery / List (\$)					
HR36	E8 Silver	Std	W20 Wild Cherry	544	Grade 1	1,631	Grade 5	1,823	
	K8 Silver	272	W21 Terra Cherry	544	Grade 2	1,645	Grade 6	1,965	
					Grade 3	1,711	Grade 8	2,132	
					Grade 4	1,751			

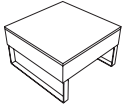
HR48



One upholstery:
C.O.M.: 2.52 yd – 2,5 m

Description				Dimensions (in)		Dimensions (mm)			
Round ottoman				Overall width	48	1219	Overall depth	48	1219
				Overall height	18	457			
Model	Legs (\$)			Upholstery / List (\$)					
HR48	E8 Silver	Std	W20 Wild Cherry	544	Grade 1	2,381	Grade 5	2,622	
	K8 Silver	272	W21 Terra Cherry	544	Grade 2	2,403	Grade 6	2,804	
					Grade 3	2,475	Grade 8	3,010	
					Grade 4	2,532			

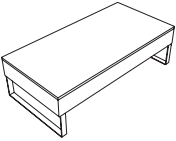
HT30



One upholstery:
C.O.M.: 1.04 yd – 1 m

Description					Dimensions		(in)	(mm)	
Square table					Overall width	30	762		
					Overall depth	30	762		
					Overall height	18	457		
Model	Legs (\$)				Upholstery / List (\$)			Laminate Finish	Other Options (\$)
HT30	E8 Silver	Std	W20 Wild Cherry	544	Grade 1	1,459	Grade 5	1,566	Specify code PC 858
	K8 Silver	272	W21 Terra Cherry	544	Grade 2	1,465	Grade 6	1,645	
					Grade 3	1,502	Grade 8	1,739	
					Grade 4	1,523			

HT60



One upholstery:
C.O.M.: 1.75 yd – 1,8 m

Description					Dimensions		(in)	(mm)	
Rectangular table					Overall width	60	1524		
					Overall depth	30	762		
					Overall height	18	457		
Model	Legs (\$)				Upholstery / List (\$)			Laminate Finish	Other Options (\$)
HT60	E8 Silver	Std	W20 Wild Cherry	544	Grade 1	1,859	Grade 5	2,037	Specify code PC 858
	K8 Silver	272	W21 Terra Cherry	544	Grade 2	1,873	Grade 6	2,174	
					Grade 3	1,924	Grade 8	2,331	
					Grade 4	1,965			

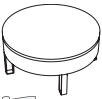
HRT24



One upholstery:
C.O.M.: 0.55 yd – 0,6 m

Description					Dimensions		(in)	(mm)	
Round table					Overall width	24	610		
					Overall depth	24	610		
					Overall height	18	457		
Model	Legs (\$)				Upholstery / List (\$)			Laminate Finish	Other Options (\$)
HRT24	E8 Silver	Std	W20 Wild Cherry	544	Grade 1	1,523	Grade 5	1,580	Specify code PC 858
	K8 Silver	272	W21 Terra Cherry	544	Grade 2	1,532	Grade 6	1,615	
					Grade 3	1,544	Grade 8	1,659	
					Grade 4	1,559			

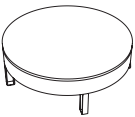
HRT36



One upholstery:
C.O.M.: 0.82 yd – 0,8 m

Description					Dimensions		(in)	(mm)	
Round table					Overall width	36	915		
					Overall depth	36	915		
					Overall height	18	457		
Model	Legs (\$)				Upholstery / List (\$)			Laminate Finish	Other Options (\$)
HRT36	E8 Silver	Std	W20 Wild Cherry	544	Grade 1	1,946	Grade 5	2,037	Specify code PC 858
	K8 Silver	272	W21 Terra Cherry	544	Grade 2	1,953	Grade 6	2,109	
					Grade 3	1,980	Grade 8	2,194	
					Grade 4	2,002			

HRT48



One upholstery:
C.O.M.: 1.09 yd – 1,1 m

Description					Dimensions		(in)	(mm)	
Round table					Overall width	48	1219		
					Overall depth	48	1219		
					Overall height	18	457		
Model	Legs (\$)				Upholstery / List (\$)			Laminate Finish	Other Options (\$)
HRT48	E8 Silver	Std	W20 Wild Cherry	544	Grade 1	2,302	Grade 5	2,417	Specify code PC 858
	K8 Silver	272	W21 Terra Cherry	544	Grade 2	2,309	Grade 6	2,495	
					Grade 3	2,346	Grade 8	2,596	
					Grade 4	2,374			

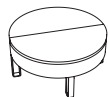
HOT



One upholstery:
C.O.M.: 2.08 yd – 2,1 m

Description					Dimensions		(in)	(mm)	
Ogive table					Overall width	30	762		
					Overall depth	30	762		
					Overall height	18	457		
Model	Legs (\$)				Upholstery / List (\$)			Laminate Finish	Other Options (\$)
HOT	E8 Silver	Std	W20 Wild Cherry	544	Grade 1	2,302	Grade 5	2,509	Specify code PC 858
	K8 Silver	272	W21 Terra Cherry	544	Grade 2	2,325	Grade 6	2,652	
					Grade 3	2,381	Grade 8	2,824	
					Grade 4	2,432			

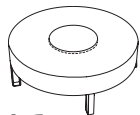
HRTM36



One upholstery:
C.O.M.: 1.48 yd – 1,5 m

Description					Dimensions		(in)	(mm)			
Mixed ottoman table					Overall width	36	915				
					Overall depth	36	915				
					Overall height	18	457				
Model	Legs (\$)			Upholstery / List (\$)			Laminate Finish	Other Options (\$)			
HRTM36	E8 Silver	Std	W20 Wild Cherry	544	Grade 1	1,994	Grade 5	2,138	Specify code	PC	858
	K8 Silver	272	W21 Terra Cherry	544	Grade 2	2,002	Grade 6	2,239			
					Grade 3	2,044	Grade 8	2,360			
					Grade 4	2,081					

H RTP48

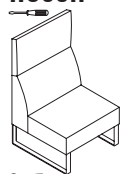


One upholstery:
C.O.M.: 2.52 yd – 2,5 m

Description					Dimensions		(in)	(mm)			
Mixed ottoman table					Overall width	48	1219				
					Overall depth	48	1219				
					Overall height	18	457				
Model	Legs (\$)			Upholstery / List (\$)			Laminate Finish	Other Options (\$)			
H RTP48	E8 Silver	Std	W20 Wild Cherry	544	Grade 1	2,759	Grade 5	3,004	Specify code	PC	858
	K8 Silver	272	W21 Terra Cherry	544	Grade 2	2,781	Grade 6	3,182			
					Grade 3	2,854	Grade 8	3,390			
					Grade 4	2,910					

HIP HOP HIGH BACK

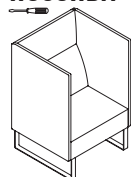
HC30H



One upholstery – upholsteries 1/2:
C.O.M.: 4.2 yd – 3,9 m
Dual upholstery – upholstery 1:
C.O.M.: 3.2 yd – 2,9 m
Dual upholstery – upholstery 2:
C.O.M.: 1.4 yd – 1,3 m

Description					Dimensions		(in)	(mm)	Dimensions		(in)	(mm)
Straight chair					Seat width	30	762		Overall width	30	762	
High back					Seat depth	21	533		Overall depth	30	762	
					Seat height	18	457		Overall height	49	1245	
For stability purposes, this module needs to be ganged to another module. Consult the Arold Accessories Addendum for information on ganging devices.					Back height	30	762					
					Back width	33	838					
Model	Legs (\$)			Upholstery / List (\$)			Tablet Finish Option (\$)		Other Options (\$)			
HC30H	E8 Silver	Std	W20 Wild Cherry	544	Grade 1	2,925	Grade 5	3,297	NA	Std	PC	858
	K8 Silver	272	W21 Terra Cherry	544	Grade 2	2,954	Grade 6	3,547	Specify code	652	PCL	858
					Grade 3	3,068	Grade 8	3,883			PCR	858
					Grade 4	3,152						

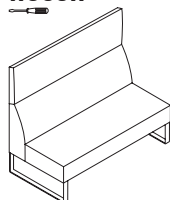
HC30HBA



One upholstery – upholsteries 1/2:
C.O.M.: 8.9 yd – 8,1 m
Dual upholstery – upholstery 1:
C.O.M.: 7.8 yd – 7,1 m
Dual upholstery – upholstery 2:
C.O.M.: 1.4 yd – 1,3 m

Description					Dimensions		(in)	(mm)	Dimensions		(in)	(mm)
Straight chair					Seat width	30	762		Overall width	33	838	
High back					Seat depth	21	533		Overall depth	30	762	
Lateral privacy arms					Seat height	18	457		Overall height	49	1245	
					Back height	30	762					
					Back width	33	838					
Model	Legs (\$)			Upholstery / List (\$)			Tablet Finish Option (\$)		Other Options (\$)			
HC30HBA	E8 Silver	Std	W20 Wild Cherry	544	Grade 1	4,527	Grade 5	5,250	NA	Std	PC	858
	K8 Silver	272	W21 Terra Cherry	544	Grade 2	4,582	Grade 6	5,728				
					Grade 3	4,806	Grade 8	6,371				
					Grade 4	4,970						

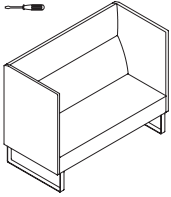
HC60H



One upholstery – upholsteries 1/2:
C.O.M.: 6 yd – 5,5 m
Dual upholstery – upholstery 1:
C.O.M.: 4.25 yd – 3,9 m
Dual upholstery – upholstery 2:
C.O.M.: 1.9 yd – 1,8 m

Description					Dimensions		(in)	(mm)	Dimensions		(in)	(mm)
Straight chair					Seat width	60	1524		Overall width	60	762	
High back					Seat depth	21	533		Overall depth	30	762	
					Seat height	18	457		Overall height	49	1245	
					Back height	60	1524					
					Back width	33	838					
Model	Legs (\$)			Upholstery / List (\$)			Tablet Finish Option (\$)		Other Options (\$)			
HC60H	E8 Silver	Std	W20 Wild Cherry	544	Grade 1	3,539	Grade 5	4,140	NA	Std	PC	858
	K8 Silver	272	W21 Terra Cherry	544	Grade 2	3,589	Grade 6	4,541	Specify code	692	PCL	858
					Grade 3	3,768	Grade 8	5,084			PCR	858
					Grade 4	3,911						

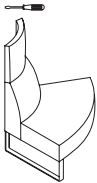
HC60HBA



One upholstery – upholsteries 1/2:
C.O.M.: 10.8 yd – 9,9 m
Dual upholstery – upholstery 1:
C.O.M.: 8.9 yd – 8,1 m
Dual upholstery – upholstery 2:
C.O.M.: 1.9 yd – 1,8 m

Description		Dimensions (in)		Dimensions (mm)		Dimensions (in)		Dimensions (mm)				
Straight chair		Seat width	60	1524	Overall width	63	1600					
High back		Seat depth	21	533	Overall depth	30	762					
Lateral privacy arms		Seat height	18	457	Overall height	49	1245					
		Back height	60	1524								
		Back width	33	838								
Model	Legs (\$)				Upholstery / List (\$)				Tablet Finish Option (\$)		Other Options (\$)	
HC60HBA	E8 Silver	Std	W20 Wild Cherry	544	Grade 1	5,155	Grade 5	6,108	NA	Std	PC	858
	K8 Silver	272	W21 Terra Cherry	544	Grade 2	5,234	Grade 6	6,736				
					Grade 3	5,520	Grade 8	7,594				
					Grade 4	5,742						

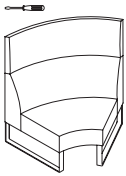
HC1860H



One upholstery – upholsteries 1/2:
C.O.M.: 5.3 yd – 4,9 m
Dual upholstery – upholstery 1:
C.O.M.: 3.25 yd – 3 m
Dual upholstery – upholstery 2:
C.O.M.: 1.6 yd – 1,5 m

Description		Dimensions (in)		Dimensions (mm)		Dimensions (in)		Dimensions (mm)				
Wedge chair		Radius = 18" (457 mm)	Seat width	48	1219	Overall width	48	1219				
High back		Degree = 60°	Seat depth	21	533	Overall depth	32 ½	826				
			Seat height	18	457	Overall height	49	1245				
			Back height	27	686							
			Back width	33	838							
For stability purposes, this module needs to be ganged to another module. Consult the Arold Accessories Addendum for information on ganging devices.												
Model	Legs (\$)				Upholstery / List (\$)				Tablet Finish Option (\$)		Other Options (\$)	
HC1860H	E8 Silver	Std	W20 Wild Cherry	544	Grade 1	3,433	Grade 5	3,768	NA	Std	PCL	858
	K8 Silver	272	W21 Terra Cherry	544	Grade 2	3,453	Grade 6	3,991	Specify code	987	PCR	858
					Grade 3	3,563	Grade 8	4,297				
					Grade 4	3,640						

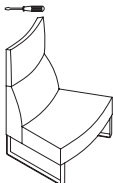
H1860CH



One upholstery – upholsteries 1/2:
C.O.M.: 5.3 yd – 4,9 m
Dual upholstery – upholstery 1:
C.O.M.: 4.5 yd – 4,1 m
Dual upholstery – upholstery 2:
C.O.M.: 1.4 yd – 1,3 m

Description		Dimensions (in)		Dimensions (mm)		Dimensions (in)		Dimensions (mm)				
Wedge chair		Radius = 18" (457 mm)	Seat width	39	991	Overall width	48	1219				
High back		Degree = 60°	Seat depth	21	533	Overall depth	32 ½	826				
			Seat height	18	457	Overall height	49	1245				
			Back height	39	991							
			Back width	33	838							
For stability purposes, this module needs to be ganged to another module. Consult the Arold Accessories Addendum for information on ganging devices.												
Model	Legs (\$)				Upholstery / List (\$)				Tablet Finish Option (\$)		Other Options (\$)	
H1860CH	E8 Silver	Std	W20 Wild Cherry	544	Grade 1	3,768	Grade 5	4,261	NA	Std	PCL	858
	K8 Silver	272	W21 Terra Cherry	544	Grade 2	3,812	Grade 6	4,598	Specify code	987	PCR	858
					Grade 3	3,962	Grade 8	5,041				
					Grade 4	4,077						

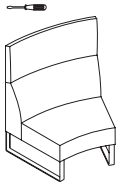
HC4830H



One upholstery – upholsteries 1/2:
C.O.M.: 4.7 yd – 4,3 m
Dual upholstery – upholstery 1:
C.O.M.: 3.2 yd – 2,9 m
Dual upholstery – upholstery 2:
C.O.M.: 1.5 yd – 1,4 m

Description		Dimensions (in)		Dimensions (mm)		Dimensions (in)		Dimensions (mm)				
Wedge chair		Radius = 48" (1219 mm)	Seat width	40 ½	1022	Overall width	40 ¼	1022				
High back		Degree = 30°	Seat depth	21	533	Overall depth	31 ¾	806				
			Seat height	18	457	Overall height	49	1245				
			Back height	29 ½	749							
			Back width	33	838							
For stability purposes, this module needs to be ganged to another module. Consult the Arold Accessories Addendum for information on ganging devices.												
Model	Legs (\$)				Upholstery / List (\$)				Tablet Finish Option (\$)		Other Options (\$)	
HC4830H	E8 Silver	Std	W20 Wild Cherry	544	Grade 1	3,390	Grade 5	3,782	NA	Std	PCL	858
	K8 Silver	272	W21 Terra Cherry	544	Grade 2	3,426	Grade 6	4,047	Specify code	922	PCR	858
					Grade 3	3,539	Grade 8	4,405				
					Grade 4	3,634						

H4830CH



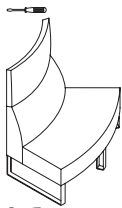
One upholstery – upholsteries 1/2:
C.O.M.: 4.7 yd – 4,3 m
Dual upholstery – upholstery 1:
C.O.M.: 4.1 yd – 3,7 m
Dual upholstery – upholstery 2:
C.O.M.: 1.6 yd – 1,5 m

Description		Dimensions (in)		Dimensions (mm)		Dimensions (in)		Dimensions (mm)	
Wedge chair	Radius = 48" (1219 mm)	Seat width	35 ¾	909	Overall width	40 ¼	1022		
High back	Degree = 30°	Seat depth	21	533	Overall depth	31 ¾	806		
		Seat height	18	457	Overall height	49	1245		
		Back height	35 ¾	909					
		Back width	33	838					

For stability purposes, this module needs to be ganged to another module. Consult the Arold Accessories Addendum for information on ganging devices.

Model	Legs (\$)				Upholstery / List (\$)				Tablet Finish Option (\$)		Other Options (\$)	
H4830CH	E8 Silver	Std	W20 Wild Cherry	544	Grade 1	3,660	Grade 5	4,133	NA	Std	PCL	858
	K8 Silver	272	W21 Terra Cherry	544	Grade 2	3,697	Grade 6	4,447	Specify code	888	PCR	858
					Grade 3	3,839	Grade 8	4,876				
					Grade 4	3,955						

HC4845H

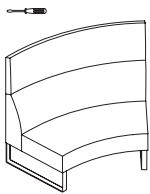


One upholstery – upholsteries 1/2:
C.O.M.: 6.3 yd – 5,8 m
Dual upholstery – upholstery 1:
C.O.M.: 4.4 yd – 4 m
Dual upholstery – upholstery 2:
C.O.M.: 1.9 yd – 1,7 m

Description		Dimensions (in)		Dimensions (mm)		Dimensions (in)		Dimensions (mm)	
Wedge chair	Radius = 48" (1219 mm)	Seat width	44	1118	Overall width	60	1524		
High back	Degree = 45°	Seat depth	21	533	Overall depth	34	864		
		Seat height	18	457	Overall height	49	1245		
		Back height	43 ½	1108					
		Back width	33	838					

Model	Legs (\$)				Upholstery / List (\$)				Tablet Finish Option (\$)		Other Options (\$)	
HC4845H	E8 Silver	Std	W20 Wild Cherry	672	Grade 1	4,891	Grade 5	5,456	NA	Std	PCL	858
	K8 Silver	300	W21 Terra Cherry	672	Grade 2	4,935	Grade 6	5,828	Specify code	956	PCR	858
					Grade 3	5,107	Grade 8	6,342				
					Grade 4	5,241						

H4845CH

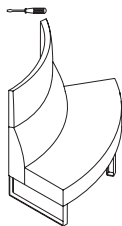


One upholstery – upholsteries 1/2:
C.O.M.: 6 yd – 5,5 m
Dual upholstery – upholstery 1:
C.O.M.: 4.9 yd – 4,5 m
Dual upholstery – upholstery 2:
C.O.M.: 1.8 yd – 1,6 m

Description		Dimensions (in)		Dimensions (mm)		Dimensions (in)		Dimensions (mm)	
Wedge chair	Radius = 48" (1219 mm)	Seat width	53	1346	Overall width	60	1524		
High back	Degree = 45°	Seat depth	21	533	Overall depth	34	864		
		Seat height	18	457	Overall height	49	1245		
		Back height	53	1346					
		Back width	33	838					

Model	Legs (\$)				Upholstery / List (\$)				Tablet Finish Option (\$)		Other Options (\$)	
H4845CH	E8 Silver	Std	W20 Wild Cherry	672	Grade 1	4,405	Grade 5	4,948	NA	Std	PCL	858
	K8 Silver	300	W21 Terra Cherry	672	Grade 2	4,447	Grade 6	5,305	Specify code	956	PCR	858
					Grade 3	4,611	Grade 8	5,799				
					Grade 4	4,741						

HC4860H

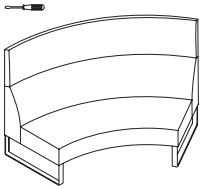


One upholstery – upholsteries 1/2:
C.O.M.: 7.6 yd – 6,9 m
Dual upholstery – upholstery 1:
C.O.M.: 4.9 yd – 4,7 m
Dual upholstery – upholstery 2:
C.O.M.: 3.5 yd – 3,2 m

Description		Dimensions (in)		Dimensions (mm)		Dimensions (in)		Dimensions (mm)	
Wedge chair	Radius = 48" (1219 mm)	Seat width	78	1981	Overall width	78	1981		
High back	Degree = 60°	Seat depth	21	533	Overall depth	37	940		
		Seat height	18	457	Overall height	49	1245		
		Back height	57	1448					
		Back width	33	838					

Model	Legs (\$)				Upholstery / List (\$)				Tablet Finish Option (\$)		Other Options (\$)	
HC4860H	E8 Silver	Std	W20 Wild Cherry	672	Grade 1	4,769	Grade 5	5,335	NA	Std	PCL	858
	K8 Silver	300	W21 Terra Cherry	672	Grade 2	4,812	Grade 6	5,720	Specify code	1,073	PCR	858
					Grade 3	4,983	Grade 8	6,235				
					Grade 4	5,121						

H4860CH

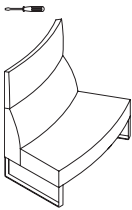


One upholstery – upholsteries 1/2:
C.O.M.: 7.1 yd – 6,5 m
Dual upholstery – upholstery 1:
C.O.M.: 5.5 yd – 5 m
Dual upholstery – upholstery 2:
C.O.M.: 2.5 yd – 2,3 m

Description		Dimensions (in) (mm)		Dimensions (in) (mm)	
Wedge chair	Radius = 48" (1219 mm)	Seat width	69 ¼ 1759	Overall width	78 1981
High back	Degree = 60°	Seat depth	21 533	Overall depth	37 940
		Seat height	18 457	Overall height	49 1245
		Back height	69 ¼ 1759		
		Back width	33 838		

Model	Legs (\$)		Upholstery / List (\$)		Tablet Finish Option (\$)		Other Options (\$)	
H4860CH	E8 Silver	Std W20 Wild Cherry	672	Grade 1 5,263	Grade 5 5,865	NA	Std	PCL 858
	K8 Silver	300 W21 Terra Cherry	672	Grade 2 5,314	Grade 6 6,264	Specify code	1,115	PCR 858
				Grade 3 5,493	Grade 8 6,800			
				Grade 4 5,636				

HC7830H

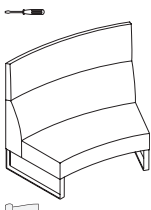


One upholstery – upholsteries 1/2:
C.O.M.: 4.7 yd – 4,3 m
Dual upholstery – upholstery 1:
C.O.M.: 4.3 yd – 3,9 m
Dual upholstery – upholstery 2:
C.O.M.: 1.8 yd – 1,6 m

Description		Dimensions (in) (mm)		Dimensions (in) (mm)	
Wedge chair	Radius = 78" (1981 mm)	Seat width	56 1422	Overall width	56 1422
High back	Degree = 30°	Seat depth	21 533	Overall depth	32 ¾ 832
		Seat height	18 457	Overall height	49 1245
		Back height	45 1143		
		Back width	33 838		

Model	Legs (\$)		Upholstery / List (\$)		Tablet Finish Option (\$)		Other Options (\$)	
HC7830H	E8 Silver	Std W20 Wild Cherry	544	Grade 1 4,047	Grade 5 4,570	NA	Std	PCL 858
	K8 Silver	272 W21 Terra Cherry	544	Grade 2 4,091	Grade 6 4,921	Specify code	953	PCR 858
				Grade 3 4,248	Grade 8 5,392			
				Grade 4 4,368				

H7830CH

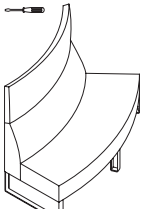


One upholstery – upholsteries 1/2:
C.O.M.: 6.1 yd – 5,6 m
Dual upholstery – upholstery 1:
C.O.M.: 4.4 yd – 4 m
Dual upholstery – upholstery 2:
C.O.M.: 1.7 yd – 1,6 m

Description		Dimensions (in) (mm)		Dimensions (in) (mm)	
Wedge chair	Radius = 78" (1981 mm)	Seat width	51 ½ 1308	Overall width	56 1422
High back	Degree = 30°	Seat depth	21 533	Overall depth	32 ¾ 832
		Seat height	18 457	Overall height	49 1245
		Back height	51 ½ 1308		
		Back width	33 838		

Model	Legs (\$)		Upholstery / List (\$)		Tablet Finish Option (\$)		Other Options (\$)	
H7830CH	E8 Silver	Std W20 Wild Cherry	544	Grade 1 4,255	Grade 5 4,862	NA	Std	PCL 858
	K8 Silver	272 W21 Terra Cherry	544	Grade 2 4,305	Grade 6 5,268	Specify code	953	PCR 858
				Grade 3 4,492	Grade 8 5,820			
				Grade 4 4,634				

HC7845H

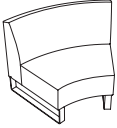


One upholstery – upholsteries 1/2:
C.O.M.: 7.9 yd – 7,2 m
Dual upholstery – upholstery 1:
C.O.M.: 5 yd – 4,6 m
Dual upholstery – upholstery 2:
C.O.M.: 2.9 yd – 2,7 m

Description		Dimensions (in) (mm)		Dimensions (in) (mm)	
Wedge chair	Radius = 78" (1981 mm)	Seat width	83 2108	Overall width	83 2108
High back	Degree = 45°	Seat depth	21 533	Overall depth	36 915
		Seat height	18 457	Overall height	49 1245
		Back height	67 1702		
		Back width	21 533		

Model	Legs (\$)		Upholstery / List (\$)		Tablet Finish Option (\$)		Other Options (\$)	
HC7845H	E8 Silver	Std W20 Wild Cherry	672	Grade 1 5,049	Grade 5 5,678	NA	Std	PCL 858
	K8 Silver	300 W21 Terra Cherry	672	Grade 2 5,099	Grade 6 6,092	Specify code	1,087	PCR 858
				Grade 3 5,285	Grade 8 6,664			
				Grade 4 5,436				

HJ2445C

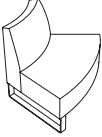


Description		Dimensions	(in)	(mm)	Dimensions	(in)	(mm)
Wedge chair	Radius = 24" Degree = 45°	Seat width	32	813	Overall width	37	940
		Seat depth	17	432	Overall depth	26	661
		Seat height	14	356	Overall height	28	711
		Back height	14	356			
		Back width	34 1/2	876			

One upholstery – upholstery 1/2:
C.O.M.: 3.1 yd – 2,8 m
Dual upholstery – upholstery 1:
C.O.M.: 1.7 yd – 1,6 m
Dual upholstery – upholstery 2:
C.O.M.: 1.3 yd – 1,2 m

Model	Legs (\$)	Upholstery / List (\$)
HJ2445C	E8 Silver	Std
		Grade 1 2,660 Grade 5 2,932
		Grade 2 2,681 Grade 6 3,124
		Grade 3 2,759 Grade 8 3,354
		Grade 4 2,824

HJC2445



Description		Dimensions	(in)	(mm)	Dimensions	(in)	(mm)
Wedge chair	Radius = 24" Degree = 45°	Seat width	32	813	Overall width	37	940
		Seat depth	17	432	Overall depth	26	661
		Seat height	14	356	Overall height	28	711
		Back height	14	356			
		Back width	25 1/4	641			

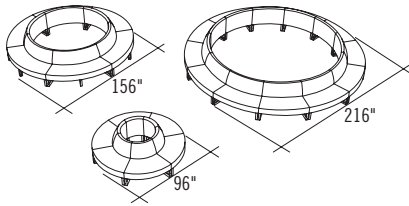
One upholstery – upholstery 1/2:
C.O.M.: 2.9 yd – 2,6 m
Dual upholstery – upholstery 1:
C.O.M.: 1.6 yd – 1,4 m
Dual upholstery – upholstery 2:
C.O.M.: 1.3 yd – 1,2 m

Model	Legs (\$)	Upholstery / List (\$)
HJC2445	E8 Silver	Std
		Grade 1 2,617 Grade 5 2,875
		Grade 2 2,639 Grade 6 3,061
		Grade 3 2,718 Grade 8 3,275
		Grade 4 2,775

HIP HOP – SUGGESTIONS

HIP HOP – S1

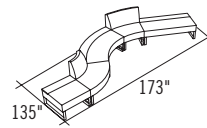
\$74,267



- 6 HC1860
- 6 HC4860
- 12 HC7830

HIP HOP – S5

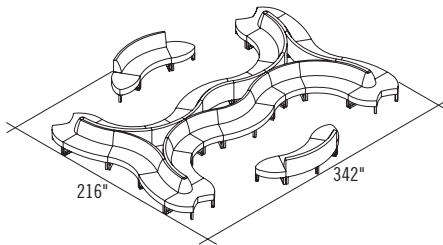
\$12,264



- 1 H30X
- 1 H60X
- 1 H1860X
- 1 HC1860
- 1 H4830C

HIP HOP – S2

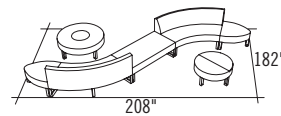
\$95,433



- 4 H0
- 4 HV
- 8 H4830C
- 8 H4860C
- 2 HC4860
- 4 HC7830

HIP HOP – S6

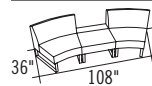
\$18,349



- 2 H0
- 1 H60
- 2 H4860C
- 1 H RTP48
- 1 H RTM36

HIP HOP – S7

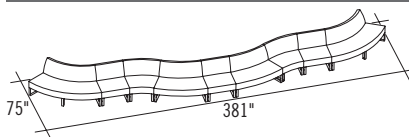
\$7,572



- 1 H30X
- 2 H4830C

HIP HOP – S3

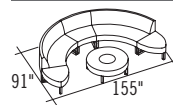
\$26,358



- 3 HC30
- 2 H4830C
- 2 HC4860
- 2 HC7830

HIP HOP – S8

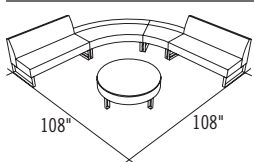
\$16,700



- 1 H4830C
- 2 H4860C
- 2 H0
- 1 H RTP48

HIP HOP – S4

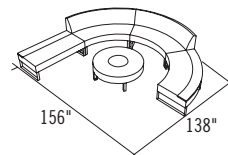
\$13,773



- 2 HC60
- 1 H4860X
- 1 H4830X
- 1 H RT36

HIP HOP – S9

\$16,718

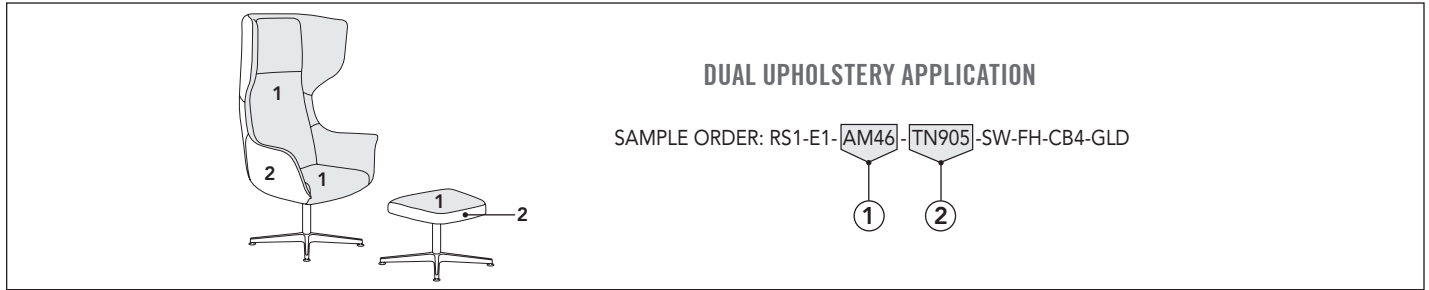


- 1 H60X
- 2 H4860C
- 1 H4860X
- 1 H RTP48

LOUNGE

SPECIFICATIONS

- All models ship assembled.
- Fabric/fabric, fabric/vinyl, fabric/leather and vinyl/vinyl dual upholstery is available. The first upholstery code is for the inside of the chair, the second upholstery code is for the outside of the chair. As for the ottoman, the first upholstery code is for the top of the ottoman, the second upholstery code is for the sides.
- If dual upholstery combination is from two different grades, list price is the highest grade of the two.
- The double stitching will be matched in tone with the chosen upholstery.
- Polished Chrome base and mounting tube.
- Please consult page 51 for frame finishes.
- C.O.M./C.O.V. available. Please refer to page 47.



SAMPLE ORDER: RS1-E1-AM46-TN905-SW-FH-CB4-GLD											
RS1 One upholstery – upholsteries 1/2: C.O.M.: 5.3 yd – 4,8 m Dual upholstery – upholstery 1: C.O.M.: 3 yd – 2,8 m Dual upholstery – upholstery 2: C.O.M.: 2.5 yd – 2,3 m	Description			Dimensions		(in)	(mm)	Dimensions		(in)	(mm)
	Armchair			Seat width		20	508	Overall width		33	838
	4-legged chrome base			Seat depth		18 ½	470	Overall depth		27	686
	Swivel only			Seat height		18 ½	470	Overall height		57 ½	1461
	Fixed height			Back height		40	1016	Width between arms		23	584
	Model	Frame	Upholstery / List (\$)	Mechanism		Mounting tube		Base		Glides	
	RS1	E1 Std	Grade 1 3,933	SW Std		FH Std		CB4 Std		GLD Std	
			Grade 2 4,169								
			Grade 3 4,405								
			Grade 4 4,642								
		Grade 5 4,884									
		Grade 6 5,126									
		Grade 7 8,573									
		Grade 8 5,350									
RS0 One upholstery – upholsteries 1/2: C.O.M.: 0.9 yd – 0,8 m Dual upholstery – upholstery 1: C.O.M.: 0.7 yd – 0,7 m Dual upholstery – upholstery 2: C.O.M.: 0.2 yd – 0,2 m	Description			Dimensions		(in)	(mm)				
	Ottoman			Overall width		21 ¾	552				
	4-legged chrome base			Overall depth		19 ½	495				
	Fixed height			Overall height		17 ½	445				
	Model	Frame	Upholstery / List (\$)	Mounting tube		Base		Glides			
	RS0	E1 Std	Grade 1 788	FH Std		CB4 Std		GLD Std			
			Grade 2 829								
			Grade 3 865								
			Grade 4 917								
			Grade 5 958								
		Grade 6 1,007									
		Grade 7 1,317									
		Grade 8 1,053									

MODULAR / CONFERENCE AND PUBLIC AREAS

SPECIFICATIONS

- All models ship assembled.
- Available in one-tone only.
- 4 ½" (102 mm) high metal legs in Polished Chrome finish for PF1818L, PFQ1818L & PFR3618L models.

- Please consult page 51 for frame finishes.
- C.O.M./C.O.V. available. Please refer to page 47.

SAMPLE ORDER: PF1818-AM24

PF1818

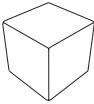


One upholstery:
C.O.M.: 1.2 yd – 1,1 m

Description	Dimensions	(in)	(mm)
Round ottoman	Overall width	18	457
	Overall depth	18	457
	Overall height	17 ¼	438

Model	Upholstery / List (\$)			
PF1818	Grade 1	586	Grade 5	716
	Grade 2	593	Grade 6	816
	Grade 3	638	Grade 7	930
	Grade 4	665	Grade 8	865

PFQ1818

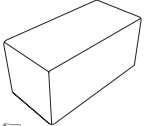


One upholstery:
C.O.M.: 1.7 yd – 1,6 m

Description	Dimensions	(in)	(mm)
Square ottoman	Overall width	18	457
	Overall depth	18	457
	Overall height	17 ¼	438

Model	Upholstery / List (\$)			
PFQ1818	Grade 1	607	Grade 5	750
	Grade 2	621	Grade 6	852
	Grade 3	665	Grade 7	1,108
	Grade 4	692	Grade 8	967

PFR3618



One upholstery:
C.O.M.: 2.3 yd – 2,1 m

Description	Dimensions	(in)	(mm)
Rectangular ottoman	Overall width	36	915
	Overall depth	18	457
	Overall height	17 ¼	438

Model	Upholstery / List (\$)			
PFR3618	Grade 1	901	Grade 5	1,079
	Grade 2	917	Grade 6	1,216
	Grade 3	972	Grade 7	1,638
	Grade 4	1,015	Grade 8	1,373

OTTOMANS WITH METAL LEGS

SAMPLE ORDER: PF1818L-E1-AM24

PF1818L

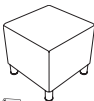


One upholstery:
C.O.M.: 0.9 yd – 0,8 m

Description	Dimensions	(in)	(mm)
Round ottoman Polished Chrome legs	Overall width	18	457
	Overall depth	18	457
	Overall height	17 ¼	438

Model	Frame	Upholstery / List (\$)			
PF1818L	E1	Grade 1	764	Grade 5	865
		Grade 2	772	Grade 6	943
		Grade 3	800	Grade 7	1,115
		Grade 4	829	Grade 8	1,030

PFQ1818L

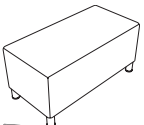


One upholstery:
C.O.M.: 1.4 yd – 1,3 m

Description	Dimensions	(in)	(mm)
Square ottoman Polished Chrome legs	Overall width	18	457
	Overall depth	18	457
	Overall height	17 ¼	438

Model	Frame	Upholstery / List (\$)			
PFQ1818L	E1	Grade 1	788	Grade 5	888
		Grade 2	793	Grade 6	967
		Grade 3	822	Grade 7	1,131
		Grade 4	852	Grade 8	1,053

PFR3618L



One upholstery:
C.O.M.: 2.1 yd – 1,9 m

Description	Dimensions	(in)	(mm)
Rectangular ottoman Polished Chrome legs	Overall width	36	915
	Overall depth	18	457
	Overall height	17 ¼	438

Model	Frame	Upholstery / List (\$)			
PFR1836L	E1	Grade 1	1,053	Grade 5	1,250
		Grade 2	1,073	Grade 6	1,396
		Grade 3	1,131	Grade 7	1,866
		Grade 4	1,172	Grade 8	1,559

SENCHA – METAL LEGS

PUBLIC AREAS AND HEALTHCARE

SPECIFICATIONS

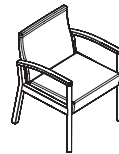
- Guest and bariatric chairs come standard with metal wall-saver legs and ship assembled (with the exception of center and end units).
- Chairs have an easy clean-out space at the back of the seat.
- Fabric/fabric, fabric/vinyl and vinyl/vinyl dual upholstery is available. Refer to the dual upholstery application guidelines.
- If dual upholstery combination is from two different grades, list price is the highest grade of the two.
- Standard with antimicrobial finish.
- Standard black polyurethane armcaps.
- Field-replaceable components.
- Optional cleanable underseat protection (CUP).
- Please consult page 51 for frame finishes.
- C.O.M./C.O.V. available. Please refer to page 47.

TANDEM SEATING CONFIGURATIONS:

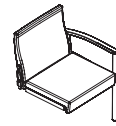
Tandem seating comes preconfigured in 2 to 3 seater units from the Groupe Lacasse facility.

A tandem seating configuration must start with a starter unit (models HMGS or HMBS), followed by a center unit (models HMGC or HMBC) and completed with an end unit (models HMGE or HMBE).

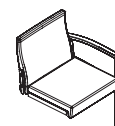
Sencha tandem products can also be easily configured on location; a maximum of 4 units is recommended.



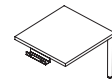
Starter Unit



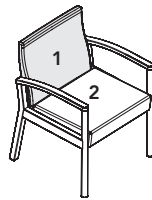
Center Unit(s)



End Unit

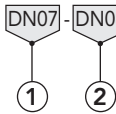


A table can be ganged to any unit – on location only.



DUAL UPHOLSTERY APPLICATION

SAMPLE ORDER: HMGA-M2-DN07-DN08-CUP



SAMPLE ORDER: HMGA-M2-DN07-DN08-CUP

HMGA



One upholstery – upholsteries 1/2:
C.O.M.: 1.68 yd – 1,54 m
Dual upholstery – upholstery 1:
C.O.M.: 0.91 yd – 0,83 m
Dual upholstery – upholstery 2:
C.O.M.: 0.79 yd – 0,72 m

Description	Dimensions (in)	(mm)	Dimensions (in)	(mm)		
Freestanding guest chair	Seat width	21	533	Overall width	24	610
Metal legs	Seat depth	18 ¾	476	Overall depth	24	610
Black polyurethane armcaps	Seat height	18 ½	470	Overall height	33	838
	Arm height	25 ¾	654	Width between arms	21	533

Model	Frame / Legs	Upholstery / List (\$)	Other options (\$)	
HMGA	M1 Std	Grade 1	1,670	CUP 66
		Grade 2	1,707	
	M2 N/C	Grade 3	1,737	
		Grade 4	1,758	
		Grade 5	1,812	
		Grade 6	1,892	
		Grade 7	2,664	
		Grade 8	1,981	

HMGS

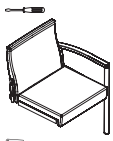


One upholstery – upholsteries 1/2:
C.O.M.: 1.68 yd – 1,54 m
Dual upholstery – upholstery 1:
C.O.M.: 0.91 yd – 0,83 m
Dual upholstery – upholstery 2:
C.O.M.: 0.79 yd – 0,72 m

Description	Dimensions (in)	(mm)	Dimensions (in)	(mm)		
Starter unit – guest	Seat width	21	533	Overall width	24	610
Metal legs	Seat depth	18 ¾	476	Overall depth	24	610
Black polyurethane armcaps	Seat height	18 ½	470	Overall height	33	838
	Arm height	25 ¾	654	Width between arms	21	533

Model	Frame / Legs	Upholstery / List (\$)	Other options (\$)	
HMGS	M1 Std	Grade 1	1,707	CUP 66
		Grade 2	1,746	
	M2 N/C	Grade 3	1,775	
		Grade 4	1,794	
		Grade 5	1,847	
		Grade 6	1,929	
		Grade 7	2,702	
		Grade 8	2,020	

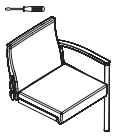
HMGC



One upholstery – upholsteries 1/2:
C.O.M.: 1.68 yd – 1,54 m
Dual upholstery – upholstery 1:
C.O.M.: 0.91 yd – 0,83 m
Dual upholstery – upholstery 2:
C.O.M.: 0.79 yd – 0,72 m

Description				Dimensions (in)		Dimensions (mm)			
Center unit – guest				Seat width	21	533	Overall width	22	559
Metal legs				Seat depth	18¾	476	Overall depth	24	610
Black polyurethane armcaps				Seat height	18½	470	Overall height	33	838
				Arm height	25¾	654	Width between arms	21	533
Model	Frame / Legs		Upholstery / List (\$)		Other options (\$)				
HMGC	M1	Std	Grade 1	1,335	CUP	66			
		N/C	Grade 2	1,372					
		Grade 3	1,401						
		Grade 4	1,432						
		Grade 5	1,476						
		Grade 6	1,559						
		Grade 7	2,330						
		Grade 8	1,647						

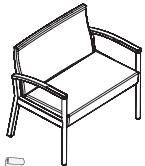
HMGE



One upholstery – upholsteries 1/2:
C.O.M.: 1.68 yd – 1,54 m
Dual upholstery – upholstery 1:
C.O.M.: 0.91 yd – 0,83 m
Dual upholstery – upholstery 2:
C.O.M.: 0.79 yd – 0,72 m

Description				Dimensions (in)		Dimensions (mm)			
End unit – guest				Seat width	21	533	Overall width	22	559
Metal legs				Seat depth	18¾	476	Overall depth	24	610
Black polyurethane armcaps				Seat height	18½	470	Overall height	33	838
				Arm height	25¾	654	Width between arms	21	533
Model	Frame / Legs		Upholstery / List (\$)		Other options (\$)				
HMGE	M1	Std	Grade 1	1,297	CUP	66			
		N/C	Grade 2	1,335					
		Grade 3	1,366						
		Grade 4	1,387						
		Grade 5	1,439						
		Grade 6	1,520						
		Grade 7	2,294						
		Grade 8	1,609						

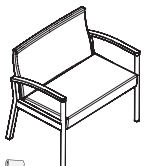
HMBA



One upholstery – upholsteries 1/2:
C.O.M.: 2.43 yd – 2,22 m
Dual upholstery – upholstery 1:
C.O.M.: 1.32 yd – 1,21 m
Dual upholstery – upholstery 2:
C.O.M.: 1.1 yd – 1 m

Description				Dimensions (in)		Dimensions (mm)			
Freestanding bariatric chair				Seat width	31½	800	Overall width	35	889
Metal legs				Seat depth	18¾	476	Overall depth	24	610
Black polyurethane armcaps				Seat height	18½	470	Overall height	33	838
				Arm height	25¾	654	Width between arms	31½	800
Model	Frame / Legs		Upholstery / List (\$)		Other options (\$)				
HMBA	M1	Std	Grade 1	1,826	CUP	66			
		N/C	Grade 2	1,878					
		Grade 3	1,922						
		Grade 4	1,959						
		Grade 5	2,026						
		Grade 6	2,144						
		Grade 7	3,317						
		Grade 8	2,272						

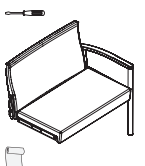
HMBS



One upholstery – upholsteries 1/2:
C.O.M.: 2.43 yd – 2,22 m
Dual upholstery – upholstery 1:
C.O.M.: 1.32 yd – 1,21 m
Dual upholstery – upholstery 2:
C.O.M.: 1.1 yd – 1 m

Description				Dimensions (in)		Dimensions (mm)			
Starter unit – bariatric				Seat width	31½	800	Overall width	35	889
Metal legs				Seat depth	18¾	476	Overall depth	24	610
Black polyurethane armcaps				Seat height	18½	470	Overall height	33	838
				Arm height	25¾	654	Width between arms	31½	800
Model	Frame / Legs		Upholstery / List (\$)		Other options (\$)				
HMBS	M1	Std	Grade 1	1,862	CUP	66			
		N/C	Grade 2	1,916					
		Grade 3	1,967						
		Grade 4	1,997						
		Grade 5	2,064						
		Grade 6	2,182						
		Grade 7	3,354						
		Grade 8	2,314						

HMBC



One upholstery – upholsteries 1/2:
C.O.M.: 2.43 yd – 2,22 m
Dual upholstery – upholstery 1:
C.O.M.: 1.32 yd – 1,21 m
Dual upholstery – upholstery 2:
C.O.M.: 1.1 yd – 1 m

Description				Dimensions (in)		Dimensions (mm)			
Center unit – bariatric				Seat width	31½	800	Overall width	33	838
Metal legs				Seat depth	18¾	476	Overall depth	24	610
Black polyurethane armcaps				Seat height	18½	470	Overall height	33	838
				Arm height	25¾	654	Width between arms	31½	800
Model	Frame / Legs		Upholstery / List (\$)		Other options (\$)				
HMBC	M1	Std	Grade 1	1,520	CUP	66			
		N/C	Grade 2	1,565					
		Grade 3	1,618						
		Grade 4	1,647						
		Grade 5	1,722						
		Grade 6	1,832						
		Grade 7	3,005						
		Grade 8	1,967						

HMBE

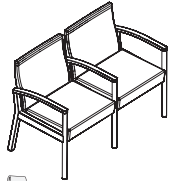


One upholstery – upholsteries 1/2:
C.O.M.: 2.43 yd – 2,22 m
Dual upholstery – upholstery 1:
C.O.M.: 1.32 yd – 1,21 m
Dual upholstery – upholstery 2:
C.O.M.: 1.1 yd – 1 m

Description	Dimensions (in)	(mm)	Dimensions (in)	(mm)		
End unit – bariatric	Seat width	31 ½	800	Overall width	33	838
Metal legs	Seat depth	18 ¾	476	Overall depth	24	610
Black polyurethane armcaps	Seat height	18 ½	470	Overall height	33	838
	Arm height	25 ¾	654	Width between arms	31 ½	800

Model	Frame / Legs	Upholstery / List (\$)	Other options (\$)
HMBE	M1 Std	Grade 1 1,476	CUP 66
	M2 N/C	Grade 2 1,529	
		Grade 3 1,581	
		Grade 4 1,609	
		Grade 5 1,676	
		Grade 6 1,794	
		Grade 7 2,968	
		Grade 8 1,929	

HM2G

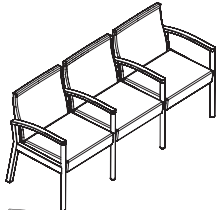


One upholstery – upholsteries 1/2:
C.O.M.: 3.36 yd – 3,08 m
Dual upholstery – upholstery 1:
C.O.M.: 1.82 yd – 1,66 m
Dual upholstery – upholstery 2:
C.O.M.: 1.58 yd – 1,44 m

Description	Dimensions (in)	(mm)	Dimensions (in)	(mm)		
Guest – 2-seater unit	Seat width	21	533	Overall width	46	1168
Metal legs	Seat depth	18 ¾	476	Overall depth	24	610
Black polyurethane armcaps	Seat height	18 ½	470	Overall height	33	838
	Arm height	25 ¾	654	Width between arms	21	533

Model	Frame / Legs	Upholstery / List (\$)	Other options (\$)
HM2G	M1 Std	Grade 1 2,974	CUP 134
	M2 N/C	Grade 2 3,048	
		Grade 3 3,109	
		Grade 4 3,153	
		Grade 5 3,257	
		Grade 6 3,421	
		Grade 7 4,964	
		Grade 8 3,598	

HM3G

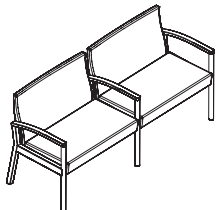


One upholstery – upholsteries 1/2:
C.O.M.: 5.04 yd – 4,62 m
Dual upholstery – upholstery 1:
C.O.M.: 2.73 yd – 2,49 m
Dual upholstery – upholstery 2:
C.O.M.: 2.37 yd – 2,16 m

Description	Dimensions (in)	(mm)	Dimensions (in)	(mm)		
Guest – 3-seater unit	Seat width	21	533	Overall width	68	1727
Metal legs	Seat depth	18 ¾	476	Overall depth	24	610
Black polyurethane armcaps	Seat height	18 ½	470	Overall height	33	838
	Arm height	25 ¾	654	Width between arms	21	533

Model	Frame / Legs	Upholstery / List (\$)	Other options (\$)
HM3G	M1 Std	Grade 1 4,311	CUP 199
	M2 N/C	Grade 2 4,422	
		Grade 3 4,511	
		Grade 4 4,587	
		Grade 5 4,736	
		Grade 6 4,979	
		Grade 7 7,294	
		Grade 8 5,245	

HM2B

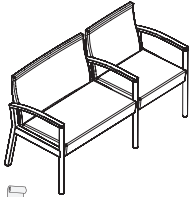


One upholstery – upholsteries 1/2:
C.O.M.: 4.86 yd – 4,44 m
Dual upholstery – upholstery 1:
C.O.M.: 2.64 yd – 2,42 m
Dual upholstery – upholstery 2:
C.O.M.: 2.2 yd – 2 m

Description	Dimensions (in)	(mm)	Dimensions (in)	(mm)		
Bariatric – 2-seater unit	Seat width	31 ½	800	Overall width	68	1727
Metal legs	Seat depth	18 ¾	476	Overall depth	24	610
Black polyurethane armcaps	Seat height	18 ½	470	Overall height	33	838
	Arm height	25 ¾	654	Width between arms	31 ½	800

Model	Frame / Legs	Upholstery / List (\$)	Other options (\$)
HM2B	M1 Std	Grade 1 3,310	CUP 134
	M2 N/C	Grade 2 3,413	
		Grade 3 3,518	
		Grade 4 3,576	
		Grade 5 3,710	
		Grade 6 3,948	
		Grade 7 6,293	
		Grade 8 4,216	

HM2BG

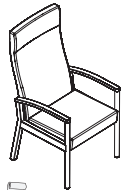


One upholstery – upholsteries 1/2:
C.O.M.: 4.11 yd – 3,76 m
Dual upholstery – upholstery 1:
C.O.M.: 2.23 yd – 2,04 m
Dual upholstery – upholstery 2:
C.O.M.: 1.89 yd – 1,72 m

Description	Dimensions (in)	(mm)	Dimensions (in)	(mm)		
Bariatric/Guest – 2-seater unit	Seat width	31 ½ - 21	800 - 533	Overall width	57	1448
Metal legs	Seat depth	18 ¾	476	Overall depth	24	610
Black polyurethane armcaps	Seat height	18 ½	470	Overall height	33	838
	Arm height	25 ¾	654	Width between arms	31 ½ - 21	800 - 533

Model	Frame / Legs	Upholstery / List (\$)	Other options (\$)	
HM2BG	M1 Std	Grade 1	3,153	CUP 134
		Grade 2	3,242	
	M2 N/C	Grade 3	3,324	
		Grade 4	3,376	
		Grade 5	3,494	
		Grade 6	3,697	
		Grade 7	5,641	
		Grade 8	3,919	

HMPH



One upholstery – upholsteries 1/2:
C.O.M.: 2.50 yd – 2,29 m
Dual upholstery – upholstery 1:
C.O.M.: 1.72 yd – 1,57 m
Dual upholstery – upholstery 2:
C.O.M.: 0.79 yd – 0,72 m

Description	Dimensions (in)	(mm)	Dimensions (in)	(mm)		
High back patient chair	Seat width	21	533	Overall width	24	610
Metal legs	Seat depth	18 ¾	476	Overall depth	27	686
Black polyurethane armcaps	Seat height	18 ½	470	Overall height	47	1194
	Arm height	25 ¾	654	Width between arms	21	533

Model	Frame / Legs	Upholstery / List (\$)	Other options (\$)	
HMPH	M1 Std	Grade 1	1,812	CUP 66
		Grade 2	1,862	
	M2 N/C	Grade 3	1,916	
		Grade 4	1,944	
		Grade 5	2,020	
		Grade 6	2,138	
		Grade 7	3,167	
		Grade 8	2,272	

HMPM

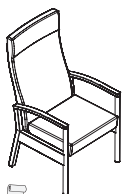


One upholstery – upholsteries 1/2:
C.O.M.: 2.50 yd – 2,29 m
Dual upholstery – upholstery 1:
C.O.M.: 1.72 yd – 1,57 m
Dual upholstery – upholstery 2:
C.O.M.: 0.79 yd – 0,72 m

Description	Dimensions (in)	(mm)	Dimensions (in)	(mm)		
Mid back patient chair	Seat width	21	533	Overall width	24	610
Metal legs	Seat depth	18 ¾	476	Overall depth	25	635
Black polyurethane armcaps	Seat height	18 ½	470	Overall height	39	991
	Arm height	25 ¾	654	Width between arms	21	533

Model	Frame / Legs	Upholstery / List (\$)	Other options (\$)	
HMPM	M1 Std	Grade 1	1,781	CUP 66
		Grade 2	1,832	
	M2 N/C	Grade 3	1,885	
		Grade 4	1,916	
		Grade 5	1,990	
		Grade 6	2,108	
		Grade 7	3,138	
		Grade 8	2,242	

HMRH



One upholstery – upholsteries 1/2:
C.O.M.: 2.50 yd – 2,29 m
Dual upholstery – upholstery 1:
C.O.M.: 1.72 yd – 1,57 m
Dual upholstery – upholstery 2:
C.O.M.: 0.79 yd – 0,72 m

Description	Dimensions (in)	(mm)	Dimensions (in)	(mm)		
Mid back rocker chair	Seat width	22	559	Overall width	25	635
Metal legs	Seat depth	19 ½	495	Overall depth	28	711
Black polyurethane armcaps	Seat height	18 ¾	464	Overall height	47	1194
	Arm height	25 ¾	654	Width between arms	22	559

Model	Frame / Legs	Upholstery / List (\$)	Other options (\$)	
HMRH	M1 Std	Grade 1	1,841	CUP 66
		Grade 2	1,892	
	M2 N/C	Grade 3	1,936	
		Grade 4	1,973	
		Grade 5	2,048	
		Grade 6	2,167	
		Grade 7	3,302	
		Grade 8	2,300	

HMRM



One upholstery – upholsteries 1/2:
C.O.M.: 2.50 yd – 2,29 m
Dual upholstery – upholstery 1:
C.O.M.: 1.72 yd – 1,57 m
Dual upholstery – upholstery 2:
C.O.M.: 0.79 yd – 0,72 m

Description	Dimensions (in)	(mm)	Dimensions (in)	(mm)		
Mid back rocker chair	Seat width	22	559	Overall width	25	635
Metal legs	Seat depth	19 ½	495	Overall depth	26	660
Black polyurethane armcaps	Seat height	18 ¼	464	Overall height	39 ½	1003
	Arm height	25 ¾	654	Width between arms	22	559

Model	Frame / Legs	Upholstery / List (\$)	Other options (\$)	
HMRM	M1 Std	Grade 1	1,812	CUP 66
		Grade 2	1,862	
	M2 N/C	Grade 3	1,905	
		Grade 4	1,944	
		Grade 5	2,020	
		Grade 6	2,138	
		Grade 7	3,271	
		Grade 8	2,272	

HMHP



One upholstery – upholsteries 1/2:
C.O.M.: 1.68 yd – 1,54 m
Dual upholstery – upholstery 1:
C.O.M.: 0.91 yd – 0,83 m
Dual upholstery – upholstery 2:
C.O.M.: 0.79 yd – 0,72 m

Description	Dimensions (in)	(mm)	Dimensions (in)	(mm)		
Hip chair	Seat width	21	533	Overall width	24	610
Metal legs	Seat depth	18 ¾	476	Overall depth	24	610
Black polyurethane armcaps	Seat height	24 ¾	628	Overall height	39 ¾	1010
	Arm height	32	813	Width between arms	21	533

Model	Frame / Legs	Upholstery / List (\$)	Other options (\$)	
HMHP	M1 Std	Grade 1	1,728	CUP 66
		Grade 2	1,758	
	M2 N/C	Grade 3	1,794	
		Grade 4	1,817	
		Grade 5	1,862	
		Grade 6	1,944	
		Grade 7	2,760	
		Grade 8	2,078	

HMOT



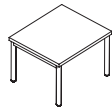
One upholstery:
C.O.M.: 0.84 yd – 0,77 m

Description	Dimensions (in)	(mm)	
Upholstered Ottoman	Overall width	19	483
Metal legs	Overall depth	16	406
Single upholstery application	Overall height	10 ¼	260

Model	Frame / Legs	Upholstery / List (\$)	Other options (\$)			
HMOT	M1 Std	Grade 1	444	Grade 5	496	CUP 66
		Grade 2	460	Grade 6	534	
	M2 N/C	Grade 3	474	Grade 7	853	
		Grade 4	484	Grade 8	564	

TABLES

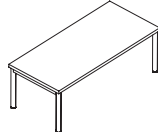
HM-T24



Description	Dimensions (in)	(mm)	
Freestanding table – 24" L (610 mm)	Overall width	24	610
Metal legs	Overall depth	21	533
	Overall height	16	406

Model	Frame / Legs	Laminate finish	List (\$)
HM-T24	M1 Std M2 N/C		579

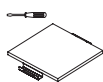
HM-T46



Description	Dimensions (in)	(mm)	
Freestanding table – 46" L (1168 mm)	Overall width	46	1168
Metal legs	Overall depth	21	533
	Overall height	16	406

Model	Frame / Legs	Laminate finish	List (\$)
HM-T46	M1 Std M2 N/C		757

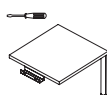
HM-TD



Description	Dimensions (in)	(mm)	
Table – divider unit	Overall width	20 ¼	514
	Overall depth	21	533
	Overall height	1	25

Model	Laminate finish	List (\$)
HM-TD		386

HM-TE



Description	Dimensions (in)	(mm)	
Table – end unit	Overall width	22 ¼	565
Metal legs	Overall depth	21	533
	Overall height	16	406

Model	Frame / Legs	Laminate finish	List (\$)
HM-TE	M1 Std M2 N/C		474

HM-T90



Description	Dimensions (in)	(mm)	
Table – corner unit	Overall width	37	940
	Overall depth	21	533
	Overall height	1	25

Model	Laminate finish	List (\$)
HM-T90		728

PUBLIC AREAS AND HEALTHCARE

SPECIFICATIONS

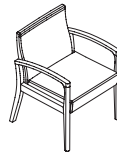
- Guest and bariatric chairs come standard with wall-saver legs and ship assembled (with the exception of center and end units).
- Chairs have an easy clean-out space at the back of the seat.
- Patient and rocking chairs are available with upholstered armrests.
- Solid steel underseat construction.
- Fabric/fabric, fabric/vinyl and vinyl/vinyl dual upholstery is available. Refer to the dual upholstery application guidelines.
- Field-replaceable components.
- If dual upholstery combination is from two different grades, list price is the highest grade of the two.
- Choice of several antimicrobial European beech wood frame/leg finishes.
- Choice of optional Corian® armcaps: Black **BAC** and White **WAC**.
- Please consult page 51 for frame finishes.
- C.O.M./C.O.V. available. Please refer to page 47.

TANDEM SEATING CONFIGURATIONS:

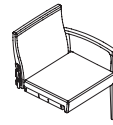
Tandem seating comes preconfigured in 2- to 3-seater units from the Groupe Lacasse facility.

A tandem seating configuration must start with a starter unit (models HEGS or HEBS), followed by a center unit (models HEGC or HEBC) and completed with an end unit (models HEGE or HEBE).

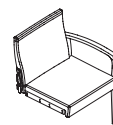
Sencha tandem products can also be easily configured on location; a maximum of 4 units is recommended.



Starter Unit



Center Unit(s)



End Unit



A table can be ganged to any unit – on location only.

DUAL UPHOLSTERY APPLICATION

SAMPLE ORDER: HEGA-W2-DN01-AM24-NA

SAMPLE ORDER: HEGA-W2-DN01-AM24-NA

HEGA	Description		Dimensions (in)		Dimensions (mm)			
		Freestanding guest chair	NA: No armcaps	Seat width	21	533	Overall width	24
	Wooden legs and arms		Seat depth	18 3/4	476	Overall depth	24	610
			Seat height	18 1/2	470	Overall height	33	838
			Arm height	25 3/4	654	Width between arms	21	533

Model	Frame / Legs		Upholstery / List (\$)		Armcaps (\$)			
HEGA	W1	Std	Grade 1	1,918	Grade 5	2,031	NA No armcaps	Std
	W2	N/C	Grade 2	1,946	Grade 6	2,103	BAC Black Corian	257
	W3	N/C	Grade 3	1,974	Grade 7	2,819	WAC White Corian	257
	W4	N/C	Grade 4	1,994	Grade 8	2,179		
	W5	N/C						

HEGS	Description		Dimensions (in)		Dimensions (mm)			
		Starter unit – guest	NA: No armcaps	Seat width	21	533	Overall width	24
	Wooden legs and arms		Seat depth	18 3/4	476	Overall depth	24	610
			Seat height	18 1/2	470	Overall height	33	838
			Arm height	25 3/4	654	Width between arms	21	533

Model	Frame / Legs		Upholstery / List (\$)		Armcaps (\$)			
HEGS	W1	Std	Grade 1	1,918	Grade 5	2,031	NA No armcaps	Std
	W2	N/C	Grade 2	1,946	Grade 6	2,103	BAC Black Corian	257
	W3	N/C	Grade 3	1,974	Grade 7	2,819	WAC White Corian	257
	W4	N/C	Grade 4	1,994	Grade 8	2,179		
	W5	N/C						

HEGC

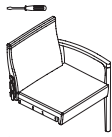


One upholstery – upholsteries 1/2:
C.O.M.: 1.68 yd – 1,54 m
Dual upholstery – upholstery 1:
C.O.M.: 0.91 yd – 0,83 m
Dual upholstery – upholstery 2:
C.O.M.: 0.79 yd – 0,72 m

Description	Dimensions (in)	(mm)	Dimensions (in)	(mm)	
Center unit – guest Wooden legs and arms	NA: No armcaps	Seat width 21 Seat depth 18 ¾ Seat height 18 ½ Arm height 25 ¾	533 476 470 654	Overall width 22 Overall depth 24 Overall height 33 Width between arms 21	559 610 838 533

Model	Frame / Legs	Upholstery / List (\$)	Armcap (\$)
HEGC	W1 Std	Grade 1 1,423	NA No armcaps Std
	W2 N/C	Grade 2 1,451	BAC Black Corian 129
	W3 N/C	Grade 3 1,480	WAC White Corian 129
	W4 N/C	Grade 4 1,502	
	W5 N/C	Grade 5 1,544 Grade 6 1,615 Grade 7 2,331 Grade 8 1,694	

HEGE

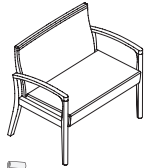


One upholstery – upholsteries 1/2:
C.O.M.: 1.68 yd – 1,54 m
Dual upholstery – upholstery 1:
C.O.M.: 0.91 yd – 0,83 m
Dual upholstery – upholstery 2:
C.O.M.: 0.79 yd – 0,72 m

Description	Dimensions (in)	(mm)	Dimensions (in)	(mm)	
End unit – guest Wooden legs and arms	NA: No armcaps	Seat width 21 Seat depth 18 ¾ Seat height 18 ½ Arm height 25 ¾	533 476 470 654	Overall width 22 Overall depth 24 Overall height 33 Width between arms 21	559 610 838 533

Model	Frame / Legs	Upholstery / List (\$)	Armcap (\$)
HEGE	W1 Std	Grade 1 1,423	NA No armcaps Std
	W2 N/C	Grade 2 1,451	BAC Black Corian 129
	W3 N/C	Grade 3 1,480	WAC White Corian 129
	W4 N/C	Grade 4 1,502	
	W5 N/C	Grade 5 1,544 Grade 6 1,615 Grade 7 2,331 Grade 8 1,694	

HEBA

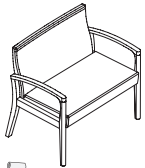


One upholstery – upholsteries 1/2:
C.O.M.: 2.43 yd – 2,22 m
Dual upholstery – upholstery 1:
C.O.M.: 1.32 yd – 1,21 m
Dual upholstery – upholstery 2:
C.O.M.: 1.1 yd – 1 m

Description	Dimensions (in)	(mm)	Dimensions (in)	(mm)	
Freestanding bariatric chair Wooden legs and arms	NA: No armcaps	Seat width 31 ½ Seat depth 18 ¾ Seat height 18 ½ Arm height 25 ¾	800 476 470 654	Overall width 35 Overall depth 24 Overall height 33 Width between arms 31 ½	889 610 838 800

Model	Frame / Legs	Upholstery / List (\$)	Armcap (\$)
HEBA	W1 Std	Grade 1 2,061	NA No armcaps Std
	W2 N/C	Grade 2 2,109	BAC Black Corian 257
	W3 N/C	Grade 3 2,152	WAC White Corian 257
	W4 N/C	Grade 4 2,179	
	W5 N/C	Grade 5 2,245 Grade 6 2,352 Grade 7 3,462 Grade 8 2,475	

HEBS



One upholstery – upholsteries 1/2:
C.O.M.: 2.43 yd – 2,22 m
Dual upholstery – upholstery 1:
C.O.M.: 1.32 yd – 1,21 m
Dual upholstery – upholstery 2:
C.O.M.: 1.1 yd – 1 m

Description	Dimensions (in)	(mm)	Dimensions (in)	(mm)	
Starter unit – bariatric Wooden legs and arms	NA: No armcaps	Seat width 31 ½ Seat depth 18 ¾ Seat height 18 ½ Arm height 25 ¾	800 476 470 654	Overall width 35 Overall depth 24 Overall height 33 Width between arms 31 ½	889 610 838 800

Model	Frame / Legs	Upholstery / List (\$)	Armcap (\$)
HEBS	W1 Std	Grade 1 2,061	NA No armcaps Std
	W2 N/C	Grade 2 2,109	BAC Black Corian 257
	W3 N/C	Grade 3 2,152	WAC White Corian 257
	W4 N/C	Grade 4 2,179	
	W5 N/C	Grade 5 2,245 Grade 6 2,352 Grade 7 3,462 Grade 8 2,475	

HEBC



One upholstery – upholsteries 1/2:
C.O.M.: 2.43 yd – 2,22 m
Dual upholstery – upholstery 1:
C.O.M.: 1.32 yd – 1,21 m
Dual upholstery – upholstery 2:
C.O.M.: 1.1 yd – 1 m

Description	Dimensions (in)	(mm)	Dimensions (in)	(mm)	
Center unit – bariatric Wooden legs and arms	NA: No armcaps	Seat width 31 ½ Seat depth 18 ¾ Seat height 18 ½ Arm height 25 ¾	800 476 470 654	Overall width 33 Overall depth 24 Overall height 33 Width between arms 31 ½	838 610 838 800

Model	Frame / Legs	Upholstery / List (\$)	Armcap (\$)
HEBC	W1 Std	Grade 1 1,594	NA No armcaps Std
	W2 N/C	Grade 2 1,638	BAC Black Corian 129
	W3 N/C	Grade 3 1,682	WAC White Corian 129
	W4 N/C	Grade 4 1,716	
	W5 N/C	Grade 5 1,780 Grade 6 1,888 Grade 7 2,989 Grade 8 2,009	

HEBE

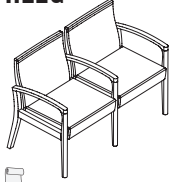


One upholstery – upholsteries 1/2:
C.O.M.: 2.43 yd – 2,22 m
Dual upholstery – upholstery 1:
C.O.M.: 1.32 yd – 1,21 m
Dual upholstery – upholstery 2:
C.O.M.: 1.1 yd – 1 m

Description	Dimensions (in)	(mm)	Dimensions (in)	(mm)		
End unit – bariatric Wooden legs and arms	Seat width	31 ½	800	Overall width	33	838
	Seat depth	18 ¾	476	Overall depth	24	610
	Seat height	18 ½	470	Overall height	33	838
	Arm height	25 ¾	654	Width between arms	31 ½	800

Model	Frame / Legs	Upholstery / List (\$)	Armcap (\$)						
HEBE	W1	Std	Grade 1	1,594	Grade 5	1,780	NA	No armcaps	Std
	W2	N/C	Grade 2	1,638	Grade 6	1,888	BAC	Black Corian	129
	W3	N/C	Grade 3	1,682	Grade 7	2,989	WAC	White Corian	129
	W4	N/C	Grade 4	1,716	Grade 8	2,009			
	W5	N/C							

HE2G

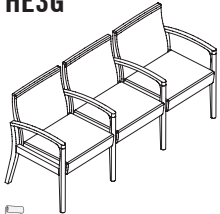


One upholstery – upholsteries 1/2:
C.O.M.: 3.36 yd – 3,08 m
Dual upholstery – upholstery 1:
C.O.M.: 1.82 yd – 1,66 m
Dual upholstery – upholstery 2:
C.O.M.: 1.58 yd – 1,44 m

Description	Dimensions (in)	(mm)	Dimensions (in)	(mm)		
Guest – 2-seater unit Wooden legs and arms	Seat width	21	533	Overall width	46	1168
	Seat depth	18 ¾	476	Overall depth	24	610
	Seat height	18 ½	470	Overall height	33	838
	Arm height	25 ¾	654	Width between arms	21	533

Model	Frame / Legs	Upholstery / List (\$)	Armcaps (\$)						
HE2G	W1	Std	Grade 1	3,320	Grade 5	3,563	NA	No armcaps	Std
	W2	N/C	Grade 2	3,382	Grade 6	3,705	BAC	Black Corian	387
	W3	N/C	Grade 3	3,439	Grade 7	5,135	WAC	White Corian	387
	W4	N/C	Grade 4	3,482	Grade 8	3,862			
	W5	N/C							

HE3G

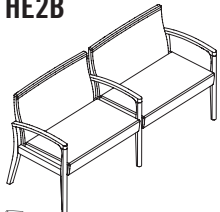


One upholstery – upholsteries 1/2:
C.O.M.: 5.04 yd – 4,62 m
Dual upholstery – upholstery 1:
C.O.M.: 2.73 yd – 2,49 m
Dual upholstery – upholstery 2:
C.O.M.: 2.37 yd – 2,16 m

Description	Dimensions (in)	(mm)	Dimensions (in)	(mm)		
Guest – 3-seater unit Wooden legs and arms	Seat width	21	533	Overall width	68	1727
	Seat depth	18 ¾	476	Overall depth	24	610
	Seat height	18 ½	470	Overall height	33	838
	Arm height	25 ¾	654	Width between arms	21	533

Model	Frame / Legs	Upholstery / List (\$)	Armcaps (\$)						
HE3G	W1	Std	Grade 1	4,725	Grade 5	5,091	NA	No armcaps	Std
	W2	N/C	Grade 2	4,820	Grade 6	5,298	BAC	Black Corian	514
	W3	N/C	Grade 3	4,907	Grade 7	7,452	WAC	White Corian	514
	W4	N/C	Grade 4	4,963	Grade 8	5,535			
	W5	N/C							

HE2B



One upholstery – upholsteries 1/2:
C.O.M.: 4.86 yd – 4,44 m
Dual upholstery – upholstery 1:
C.O.M.: 2.64 yd – 2,42 m
Dual upholstery – upholstery 2:
C.O.M.: 2.2 yd – 2 m

Description	Dimensions (in)	(mm)	Dimensions (in)	(mm)		
Bariatric – 2-seater unit Wooden legs and arms	Seat width	31 ½	800	Overall width	68	1727
	Seat depth	18 ¾	476	Overall depth	24	610
	Seat height	18 ½	470	Overall height	33	838
	Arm height	25 ¾	654	Width between arms	31 ½	800

Model	Frame / Legs	Upholstery / List (\$)	Armcaps (\$)						
HE2B	W1	Std	Grade 1	3,618	Grade 5	3,991	NA	No armcaps	Std
	W2	N/C	Grade 2	3,711	Grade 6	4,205	BAC	Black Corian	387
	W3	N/C	Grade 3	3,797	Grade 7	6,407	WAC	White Corian	387
	W4	N/C	Grade 4	3,862	Grade 8	4,447			
	W5	N/C							

HE2BG



One upholstery – upholsteries 1/2:
C.O.M.: 4.11 yd – 3,76 m
Dual upholstery – upholstery 1:
C.O.M.: 2.23 yd – 2,04 m
Dual upholstery – upholstery 2:
C.O.M.: 1.89 yd – 1,72 m

Description	Dimensions (in)	(mm)	Dimensions (in)	(mm)		
Bariatric/guest – 2-seater unit Wooden legs and arms	Seat width	31 ½ - 21	800 - 533	Overall width	57	1448
	Seat depth	18 ¾	476	Overall depth	24	610
	Seat height	18 ½	470	Overall height	33	838
	Arm height	25 ¾	654	Width between arms	31 ½ - 21	800 - 533

Model	Frame / Legs	Upholstery / List (\$)	Armcaps (\$)						
HE2BG	W1	Std	Grade 1	3,504	Grade 5	3,812	NA	No armcaps	Std
	W2	N/C	Grade 2	3,581	Grade 6	3,991	BAC	Black Corian	387
	W3	N/C	Grade 3	3,653	Grade 7	5,807	WAC	White Corian	387
	W4	N/C	Grade 4	3,705	Grade 8	4,190			
	W5	N/C							

HEPH

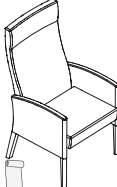


One upholstery – upholsteries 1/2:
C.O.M.: 2.50 yd – 2,29 m
Dual upholstery – upholstery 1:
C.O.M.: 1.72 yd – 1,57 m
Dual upholstery – upholstery 2:
C.O.M.: 0.79 yd – 0,72 m

Description	Dimensions (in)	(mm)	Dimensions (in)	(mm)		
High back patient chair Wooden legs and arms NA: No armcaps	Seat width	21	533	Overall width	24	610
	Seat depth	18 ¾	476	Overall depth	27	686
	Seat height	18 ½	470	Overall height	47	1194
	Arm height	25 ¾	654	Width between arms	21	533

Model	Frame / Legs	Upholstery / List (\$)	Armcaps (\$)	
HEPH	W1 Std W2 N/C W3 N/C W4 N/C W5 N/C	Grade 1	2,044	NA No armcaps Std
		Grade 2	2,081	BAC Black Corian 257
		Grade 3	2,123	WAC White Corian 257
		Grade 4	2,144	
		Grade 5	2,203	
		Grade 6	2,290	
		Grade 7	3,190	
		Grade 8	2,388	

HEPHU

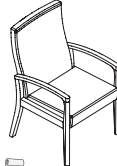


One upholstery – upholsteries 1/2:
C.O.M.: 4 yd – 3,72 m
Dual upholstery – upholstery 1:
C.O.M.: 2.5 yd – 2,28 m
Dual upholstery – upholstery 2:
C.O.M.: 1.56 yd – 1,43 m

Description	Dimensions (in)	(mm)	Dimensions (in)	(mm)		
High back patient chair Wooden legs Upholstered armrests NA: No armcaps	Seat width	21	533	Overall width	24	610
	Seat depth	18 ¾	476	Overall depth	27	686
	Seat height	18 ½	470	Overall height	47	1194
	Arm height	25 ¾	654	Width between arms	21	533

Model	Frame / Legs	Upholstery / List (\$)	Armcaps (\$)	
HEPHU	W1 Std W2 N/C W3 N/C W4 N/C W5 N/C	Grade 1	2,280	NA No armcaps Std
		Grade 2	2,317	
		Grade 3	2,360	
		Grade 4	2,388	
		Grade 5	2,438	
		Grade 6	2,523	
		Grade 7	3,446	
		Grade 8	2,633	

HEPM

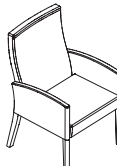


One upholstery – upholsteries 1/2:
C.O.M.: 2.50 yd – 2,29 m
Dual upholstery – upholstery 1:
C.O.M.: 1.72 yd – 1,57 m
Dual upholstery – upholstery 2:
C.O.M.: 0.79 yd – 0,72 m

Description	Dimensions (in)	(mm)	Dimensions (in)	(mm)		
Mid back patient chair Wooden legs and arms NA: No armcaps	Seat width	21	533	Overall width	24	610
	Seat depth	18 ¾	476	Overall depth	25	635
	Seat height	18 ½	470	Overall height	39	991
	Arm height	25 ¾	654	Width between arms	21	533

Model	Frame / Legs	Upholstery / List (\$)	Armcaps (\$)	
HEPM	W1 Std W2 N/C W3 N/C W4 N/C W5 N/C	Grade 1	2,016	NA No armcaps Std
		Grade 2	2,052	BAC Black Corian 257
		Grade 3	2,095	WAC White Corian 257
		Grade 4	2,117	
		Grade 5	2,174	
		Grade 6	2,259	
		Grade 7	3,161	
		Grade 8	2,360	

HEPMU

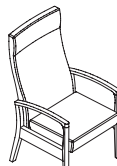


One upholstery – upholsteries 1/2:
C.O.M.: 4 yd – 3,72 m
Dual upholstery – upholstery 1:
C.O.M.: 2.5 yd – 2,28 m
Dual upholstery – upholstery 2:
C.O.M.: 1.56 yd – 1,43 m

Description	Dimensions (in)	(mm)	Dimensions (in)	(mm)		
Mid back patient chair Wooden legs Upholstered armrests NA: No armcaps	Seat width	21	533	Overall width	24	610
	Seat depth	18 ¾	476	Overall depth	25	635
	Seat height	18 ½	470	Overall height	39	991
	Arm height	25 ¾	654	Width between arms	21	533

Model	Frame / Legs	Upholstery / List (\$)	Armcaps (\$)	
HEPMU	W1 Std W2 N/C W3 N/C W4 N/C W5 N/C	Grade 1	2,253	NA No armcaps Std
		Grade 2	2,290	
		Grade 3	2,331	
		Grade 4	2,360	
		Grade 5	2,408	
		Grade 6	2,495	
		Grade 7	3,417	
		Grade 8	2,603	

HERH

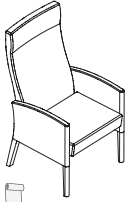


One upholstery – upholsteries 1/2:
C.O.M.: 2.50 yd – 2,29 m
Dual upholstery – upholstery 1:
C.O.M.: 1.72 yd – 1,57 m
Dual upholstery – upholstery 2:
C.O.M.: 0.79 yd – 0,72 m

Description	Dimensions (in)	(mm)	Dimensions (in)	(mm)		
High back rocker chair Wooden legs and arms NA: No armcaps	Seat width	22	559	Overall width	25	635
	Seat depth	19 ½	495	Overall depth	28	711
	Seat height	18 ¾	464	Overall height	47	1194
	Arm height	25 ¾	654	Width between arms	22	559

Model	Frame / Legs	Upholstery / List (\$)	Armcaps (\$)	
HERH	W1 Std W2 N/C W3 N/C W4 N/C W5 N/C	Grade 1	2,088	NA No armcaps Std
		Grade 2	2,132	BAC Black Corian 257
		Grade 3	2,174	WAC White Corian 257
		Grade 4	2,203	
		Grade 5	2,266	
		Grade 6	2,367	
		Grade 7	3,410	
		Grade 8	2,480	

HERHU

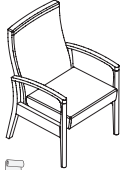


One upholstery – upholsteries 1/2:
C.O.M.: 4 yd – 3,72 m
Dual upholstery – upholstery 1:
C.O.M.: 2.5 yd – 2,28 m
Dual upholstery – upholstery 2:
C.O.M.: 1.56 yd – 1,43 m

Description	Dimensions (in)	(mm)	Dimensions (in)	(mm)		
High back rocker chair NA: No armcaps	Seat width	22	559	Overall width	25	635
Wooden legs	Seat depth	19 ½	495	Overall depth	28	711
Upholstered armrests	Seat height	18 ¼	464	Overall height	47	1194
	Arm height	25 ¾	654	Width between arms	22	559

Model	Frame / Legs	Upholstery / List (\$)	Armcaps (\$)
HERHU	W1 Std	Grade 1 2,603	NA No armcaps Std
	W2 N/C	Grade 2 2,639	
	W3 N/C	Grade 3 2,681	
	W4 N/C	Grade 4 2,710	
	W5 N/C	Grade 5 2,759	
		Grade 6 2,847	
		Grade 7 4,082	
		Grade 8 3,282	

HERM

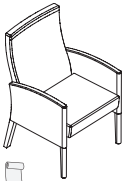


One upholstery – upholsteries 1/2:
C.O.M.: 2.50 yd – 2,29 m
Dual upholstery – upholstery 1:
C.O.M.: 1.72 yd – 1,57 m
Dual upholstery – upholstery 2:
C.O.M.: 0.79 yd – 0,72 m

Description	Dimensions (in)	(mm)	Dimensions (in)	(mm)		
Mid back rocker chair NA: No armcaps	Seat width	22	559	Overall width	25	635
Wooden legs and arms	Seat depth	19 ½	495	Overall depth	26	660
	Seat height	18 ¼	464	Overall height	39 ½	1003
	Arm height	25 ¾	654	Width between arms	22	559

Model	Frame / Legs	Upholstery / List (\$)	Armcaps (\$)
HERM	W1 Std	Grade 1 2,061	NA No armcaps Std
	W2 N/C	Grade 2 2,103	BAC Black Corian 257
	W3 N/C	Grade 3 2,144	WAC White Corian 257
	W4 N/C	Grade 4 2,174	
	W5 N/C	Grade 5 2,239	
		Grade 6 2,337	
		Grade 7 3,382	
		Grade 8 2,453	

HERMU



One upholstery – upholsteries 1/2:
C.O.M.: 4 yd – 3,72 m
Dual upholstery – upholstery 1:
C.O.M.: 2.5 yd – 2,28 m
Dual upholstery – upholstery 2:
C.O.M.: 1.56 yd – 1,43 m

Description	Dimensions (in)	(mm)	Dimensions (in)	(mm)		
Mid back rocker chair NA: No armcaps	Seat width	22	559	Overall width	25	635
Wooden legs	Seat depth	19 ½	495	Overall depth	26	660
Upholstered armrests	Seat height	18 ¼	464	Overall height	39 ½	1003
	Arm height	25 ¾	654	Width between arms	22	559

Model	Frame / Legs	Upholstery / List (\$)	Armcaps (\$)
HERMU	W1 Std	Grade 1 2,574	NA No armcaps Std
	W2 N/C	Grade 2 2,610	
	W3 N/C	Grade 3 2,652	
	W4 N/C	Grade 4 2,681	
	W5 N/C	Grade 5 2,731	
		Grade 6 2,819	
		Grade 7 4,053	
		Grade 8 3,253	

HEHP



One upholstery – upholsteries 1/2:
C.O.M.: 1.68 yd – 1,54 m
Dual upholstery – upholstery 1:
C.O.M.: 0.91 yd – 0,83 m
Dual upholstery – upholstery 2:
C.O.M.: 0.79 yd – 0,72 m

Description	Dimensions (in)	(mm)	Dimensions (in)	(mm)		
Hip chair NA: No armcaps	Seat width	21	533	Overall width	24	610
Wooden legs and arms	Seat depth	18 ¾	476	Overall depth	25	635
	Seat height	24 ¾	628	Overall height	39 ¾	1010
	Arm height	32	813	Width between arms	21	533

Model	Frame / Legs	Upholstery / List (\$)	Armcaps (\$)
HEHP	W1 Std	Grade 1 2,317	NA No armcaps Std
	W2 N/C	Grade 2 2,346	BAC Black Corian 257
	W3 N/C	Grade 3 2,374	WAC White Corian 257
	W4 N/C	Grade 4 2,396	
	W5 N/C	Grade 5 2,438	
		Grade 6 2,504	
		Grade 7 3,225	
		Grade 8 2,581	

HEOT



One upholstery:
C.O.M.: 0.84 yd – 0,77 m

Description	Dimensions (in)	(mm)	
Upholstered ottoman	Overall width	19	483
Wooden legs	Overall depth	16	406
Single upholstery application	Overall height	10 ¼	260

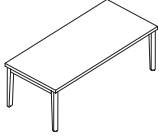
Model	Frame / Legs	Upholstery / List (\$)	Armcaps (\$)
HEFS	W1 Std	Grade 1 716	Grade 5 744
	W2 N/C	Grade 2 721	Grade 6 772
	W3 N/C	Grade 3 729	Grade 7 1,065
	W4 N/C	Grade 4 738	Grade 8 800
	W5 N/C		

HET24



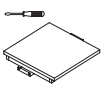
Description				Dimensions	(in)	(mm)
Freestanding table – 24" W (610 mm)				Overall width	24	610
Wooden legs				Overall depth	21	533
				Overall height	16	406
Model	Frame / Legs			List (\$)		
HET24	W1	Std	W4	N/C	1,073	
	W2	N/C	W5	N/C		
	W3	N/C				

HET46



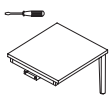
Description				Dimensions	(in)	(mm)
Freestanding table – 46" W (1168 mm)				Overall width	46	1168
Wooden legs				Overall depth	21	533
				Overall height	16	406
Model	Frame / Legs			List (\$)		
HET46	W1	Std	W4	N/C	1,650	
	W2	N/C	W5	N/C		
	W3	N/C				

HETD



Description				Dimensions	(in)	(mm)
Table - divider unit				Overall width	20 ½	521
				Overall depth	21	533
				Overall height	1	25
Model	Frame / Legs			List (\$)		
HETD	W1	Std	W4	N/C	788	
	W2	N/C	W5	N/C		
	W3	N/C				

HETE



Description				Dimensions	(in)	(mm)
Table - end unit				Overall width	22 ¼	565
Wooden legs				Overall depth	21	533
				Overall height	16	406
Model	Frame / Legs			List (\$)		
HETE	W1	Std	W4	N/C	967	
	W2	N/C	W5	N/C		
	W3	N/C				

HET90

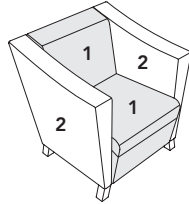


Description				Dimensions	(in)	(mm)
Table - corner unit				Overall width	37	940
				Overall depth	21	533
				Overall height	1	25
Model	Frame / Legs			List (\$)		
HET90	W1	Std	W4	N/C	953	
	W2	N/C	W5	N/C		
	W3	N/C				

LOUNGE

SPECIFICATIONS

- All models ship assembled.
- Fabric/fabric, fabric/vinyl and vinyl/vinyl dual upholstery is available. The first upholstery code is the backrest and arm structure, the second upholstery code is for the seat.
- If dual upholstery combination is from two different grades, list price is the highest grade of the two.
- Please consult page 51 for frame finishes.
- C.O.M./C.O.V. available. Please refer to page 47.

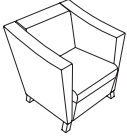


DUAL UPHOLSTERY APPLICATION

SAMPLE ORDER: SO2-E8-WH03-WH03

SAMPLE ORDER: SO2-E8-WH03-WH03

S01

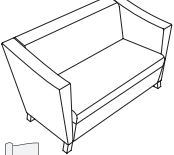


One upholstery – upholsteries 1/2:
C.O.M.: 5.8 yd – 5,3 m
Dual upholstery – upholstery 1:
C.O.M.: 2.4 yd – 2,2 m
Dual upholstery – upholstery 2:
C.O.M.: 3.4 yd – 3,1 m

Description	Dimensions (in)	(mm)	Dimensions (in)	(mm)
Armchair	Seat width	21	30 ¾	781
Metal legs	Seat depth	20 ¾	30 ½	775
	Seat height	17 ½	31 ¾	807
	Back height	14 ¾		

Model	Frame	Upholstery / List (\$)			
S01	E8 Std	Grade 1	2,426	Grade 5	2,767
		Grade 2	2,453	Grade 6	3,018
		Grade 3	2,552	Grade 7	4,769
		Grade 4	2,639	Grade 8	3,303

S02

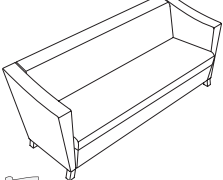


One upholstery – upholsteries 1/2:
C.O.M.: 7.6 yd – 6,9 m
Dual upholstery – upholstery 1:
C.O.M.: 4.2 yd – 3,9 m
Dual upholstery – upholstery 2:
C.O.M.: 3.4 yd – 3,1 m

Description	Dimensions (in)	(mm)	Dimensions (in)	(mm)
Loveseat	Seat width	45	54 ¾	1391
Metal legs	Seat depth	20 ¾	30 ½	775
	Seat height	17 ½	31 ¾	807
	Back height	14 ¾		

Model	Frame	Upholstery / List (\$)			
S02	E8 Std	Grade 1	3,024	Grade 5	3,598
		Grade 2	3,068	Grade 6	4,012
		Grade 3	3,239	Grade 7	7,316
		Grade 4	3,375	Grade 8	4,492

S03



One upholstery – upholsteries 1/2:
C.O.M.: 10.2 yd – 9,4 m
Dual upholstery – upholstery 1:
C.O.M.: 6.9 yd – 6,3 m
Dual upholstery – upholstery 2:
C.O.M.: 3.4 yd – 3,1 m

Description	Dimensions (in)	(mm)	Dimensions (in)	(mm)
Sofa	Seat width	69	78 ¾	2000
Metal legs	Seat depth	20 ¾	30 ½	775
	Seat height	17 ½	31 ¾	807
	Back height	14 ¾		

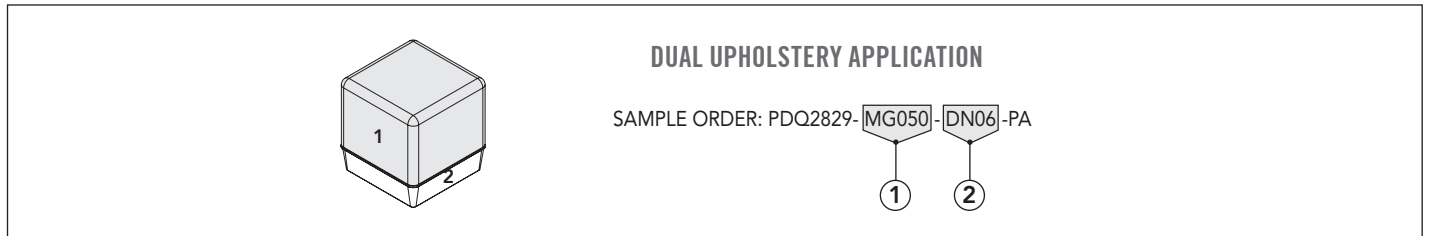
Model	Frame	Upholstery / List (\$)			
S03	E8 Std	Grade 1	3,768	Grade 5	4,492
		Grade 2	3,826	Grade 6	5,020
		Grade 3	4,047	Grade 7	10,075
		Grade 4	4,220	Grade 8	5,636

STAD – UPHOLSTERED FURNITURE

MODULAR / CONFERENCE AND PUBLIC AREAS

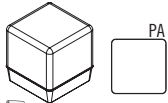
SPECIFICATIONS

- All models ship assembled.
- Fabric/vinyl, vinyl/vinyl and leather/vinyl dual upholstery is available.
- The upholstery for the bottom part must be in vinyl or polyurethane.
- Electrical modules in Metallic Silver feature two electrical outlets and two 2.1 USB ports. Please see the icons for the placement of these electrical modules.
- The PDC01616 cushion can have a fabric/fabric combination.
- Please refer to Accessories on page 46 for ganging brackets.
- C.O.M./C.O.V. available. Please refer to page 47.



SAMPLE ORDER: PDQ2829-MG050-DN06-PA

PDQ2829

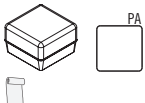


One upholstery – upholsteries 1/2:
C.O.M.: 4.9 yd – 4,4 m
Dual upholstery – upholstery 1:
C.O.M.: 3.4 yd – 3,7 m
Dual upholstery – upholstery 2:
C.O.V.: 0.8 yd – 0,7 m

Description	Dimensions	(in)	(mm)
Square high seat	Overall width	28	700
	Overall depth	28	700
	Overall height	29	735

Model	Upholstery / List (\$)		Other options (\$)	
PDQ2829	Grade 1	1,279	Grade 5	1,665
	Grade 2	1,310	Grade 6	1,859
	Grade 3	1,459	Grade 7	2,160
	Grade 4	1,502	Grade 8	2,123
			PA	858

PDQ2818

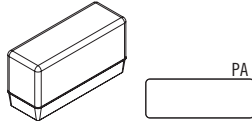


One upholstery – upholsteries 1/2:
C.O.M.: 3.6 yd – 3,2 m
Dual upholstery – upholstery 1:
C.O.M.: 2.8 yd – 2,5 m
Dual upholstery – upholstery 2:
C.O.V.: 0.8 yd – 0,7 m

Description	Dimensions	(in)	(mm)
Square seat	Overall width	28	700
	Overall depth	28	700
	Overall height	18	457

Model	Upholstery / List (\$)		Other options (\$)	
PDQ2818	Grade 1	1,194	Grade 5	1,473
	Grade 2	1,216	Grade 6	1,609
	Grade 3	1,322	Grade 7	1,823
	Grade 4	1,359	Grade 8	1,801
			PA	858

PDR5629

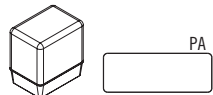


One upholstery – upholsteries 1/2:
C.O.M.: 5.1 yd – 4,6 m
Dual upholstery – upholstery 1:
C.O.M.: 3.3 yd – 3 m
Dual upholstery – upholstery 2:
C.O.V.: 1.8 yd – 1,6 m

Description	Dimensions	(in)	(mm)
Rectangular high seat	Overall width	56	1400
	Overall depth	20	500
	Overall height	29	735

Model	Upholstery / List (\$)		Other options (\$)	
PDR5629	Grade 1	1,574	Grade 5	1,895
	Grade 2	1,594	Grade 6	2,061
	Grade 3	1,723	Grade 7	2,795
	Grade 4	1,760	Grade 8	2,275
			PA	858

PDR2829



One upholstery – upholsteries 1/2:
C.O.M.: 3.3 yd – 2,9 m
Dual upholstery – upholstery 1:
C.O.M.: 2.5 yd – 2,2 m
Dual upholstery – upholstery 2:
C.O.V.: 0.8 yd – 0,7 m

Description	Dimensions	(in)	(mm)
Rectangular high seat	Overall width	28	700
	Overall depth	20	500
	Overall height	29	735

Model	Upholstery / List (\$)		Other options (\$)	
PDR2829	Grade 1	1,115	Grade 5	1,367
	Grade 2	1,136	Grade 6	1,487
	Grade 3	1,231	Grade 7	1,823
	Grade 4	1,259	Grade 8	1,650
			PA	858

PDR2818

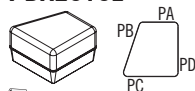


One upholstery – upholsteries 1/2:
C.O.M.: 2.5 yd – 2,2 m
Dual upholstery – upholstery 1:
C.O.M.: 1.7 yd – 1,5 m
Dual upholstery – upholstery 2:
C.O.V.: 0.8 yd – 0,7 m

Description	Dimensions	(in)	(mm)
Rectangular seat	Overall width	28	700
	Overall depth	20	500
	Overall height	18	457

Model	Upholstery / List (\$)		Other options (\$)	
PDR2818	Grade 1	1,059	Grade 5	1,330
	Grade 2	1,079	Grade 6	1,465
	Grade 3	1,187	Grade 7	1,682
	Grade 4	1,216	Grade 8	1,659
			PA	858

PDA2818L

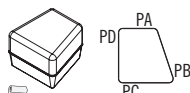


One upholstery – upholsteries 1/2:
C.O.M.: 2.4 yd – 2,1 m
Dual upholstery – upholstery 1:
C.O.M.: 1.6 yd – 1,4 m
Dual upholstery – upholstery 2:
C.O.V.: 0.8 yd – 0,7 m

Description	Dimensions	(in)	(mm)
Asymmetrical seat, left	Overall width	28	700
	Overall depth	28	700
	Overall height	18	457

Model	Upholstery / List (\$)		Other options (\$)	
PDA2818L	Grade 1	1,115	Grade 5	1,294
	Grade 2	1,131	Grade 6	1,380
	Grade 3	1,194	Grade 7	1,795
	Grade 4	1,216	Grade 8	1,502
			PA	858
			PB	858
			PC	858
			PD	858

PDA2818R

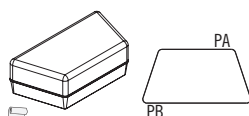


One upholstery – upholsteries 1/2:
C.O.M.: 2.4 yd – 2,1 m
Dual upholstery – upholstery 1:
C.O.M.: 1.6 yd – 1,4 m
Dual upholstery – upholstery 2:
C.O.V.: 0.8 yd – 0,7 m

Description	Dimensions	(in)	(mm)
Asymmetrical seat, right	Overall width	28	700
	Overall depth	28	700
	Overall height	18	457

Model	Upholstery / List (\$)		Other options (\$)	
PDA2818R	Grade 1	1,115	Grade 5	1,294
	Grade 2	1,131	Grade 6	1,380
	Grade 3	1,194	Grade 7	1,795
	Grade 4	1,216	Grade 8	1,502
			PA	858
			PB	858
			PC	858
			PD	858

PDZ5618

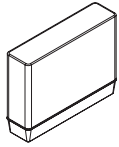


One upholstery – upholsteries 1/2:
C.O.M.: 4.6 yd – 4,1 m
Dual upholstery – upholstery 1:
C.O.M.: 3 yd – 2,7 m
Dual upholstery – upholstery 2:
C.O.V.: 1.6 yd – 1,4 m

Description	Dimensions	(in)	(mm)
Trapeze seat	Overall width	56	1400
	Overall depth	28	700
	Overall height	18	457

Model	Upholstery / List (\$)		Other options (\$)	
PDZ5618	Grade 1	1,417	Grade 5	1,711
	Grade 2	1,436	Grade 6	1,852
	Grade 3	1,551	Grade 7	2,516
	Grade 4	1,587	Grade 8	2,052
			PA	858
			PB	858

PDCR56

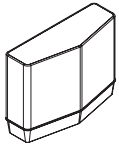


One upholstery – upholsteries 1/2:
C.O.M.: 6.4 yd – 5,8 m
Dual upholstery – upholstery 1:
C.O.M.: 4.6 yd – 4,2 m
Dual upholstery – upholstery 2:
C.O.V.: 1.8 yd – 1,6 m

Description	Dimensions	(in)	(mm)
Rectangular counter	Overall width	56	1400
	Overall depth	14	350
	Overall height	42	1067

Model	Upholstery / List (\$)		Other options (\$)	
PDCR56	Grade 1	1,682	Grade 5	2,009
	Grade 2	1,711	Grade 6	2,167
	Grade 3	1,830	Grade 7	2,903
	Grade 4	1,873	Grade 8	2,388
		PA	858	
		PC ⁽¹⁾	1,716	

PDCA56



One upholstery – upholsteries 1/2:
C.O.M.: 6.4 yd – 5,8 m
Dual upholstery – upholstery 1:
C.O.M.: 4.6 yd – 4,2 m
Dual upholstery – upholstery 2:
C.O.V.: 1.8 yd – 1,6 m

Description	Dimensions	(in)	(mm)
Collaborative counter	Overall width	56	1400
	Overall depth	22	550
	Overall height	42	1067

Model	Upholstery / List (\$)		Other options (\$)	
PDCA56	Grade 1	1,930	Grade 5	2,309
	Grade 2	1,965	Grade 6	2,489
	Grade 3	2,109	Grade 7	3,338
	Grade 4	2,152	Grade 8	2,746
		PA	858	
		PB	858	
		PC ⁽²⁾	1,716	

PD1620



One upholstery – upholsteries 1/2:
C.O.M.: 1.5 yd – 1,3 m
Dual upholstery – upholstery 1:
C.O.M.: 0.8 yd – 0,7 m
Dual upholstery – upholstery 2:
C.O.V.: 0.7 yd – 0,6 m

Description	Dimensions	(in)	(mm)
Pouf	Overall width	16	400
Lateral handle (same finish as the base)	Overall depth	16	400
	Overall height	20	508

Model	Upholstery / List (\$)	
PD1620	Grade 1	702
	Grade 2	716
	Grade 3	772
	Grade 4	788
	Grade 5	852
	Grade 6	922
	Grade 7	1,167
	Grade 8	1,024

CUSHION

PDC01616



One upholstery – upholsteries 1/2:
C.O.M.: 0.8 yd – 0,6 m
Dual upholstery – upholstery 1:
C.O.M.: 0.4 yd – 0,3 m
Dual upholstery – upholstery 2:
C.O.M.: 0.4 yd – 0,3 m

Description	Dimensions	(in)	(mm)
Accent cushion Fabric 1: front	Overall width	16	400
Non removable upholstery Fabric 2: back	Overall depth	6	150
	Overall height	16	400

Model	Upholstery / List (\$)	
PDC01616	Grade 1	142
	Grade 2	149
	Grade 3	165
	Grade 4	173
	Grade 5	192
	Grade 6	220
	Grade 7	286
	Grade 8	249

- (1) **PC:** Includes 2 electrical modules, position on front right and back left.
- (2) **PC:** Includes 2 electrical modules, position on left and right sides.

ACCESSORIES

GANG2

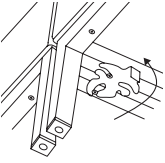


Description

Ganging device for Cube 200.
Includes 2 ganging devices with hardware.
Can gang 2 modules together.

Model	List (\$)
GANG2	42

GANG3



Description

Ganging device for Cube 300, Hip Hop with type E legs only.
Includes 2 ganging devices with hardware.
Can gang 2 modules together.

Model	List (\$)
GANG3	42

GANGK / GANGW

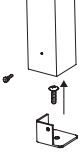


Description

Ganging device for Hip Hop with type K and W legs only.
Includes 2 ganging devices with hardware.
Can gang 2 modules together.

Model	Leg Type	List (\$)
GANG	K For laser cut steel legs	42
	W For stained wood legs	

FIX2

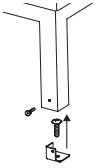


Description

Floor anchors for Cube 200.
Includes 2 anchors.
Can anchor 2 legs on floor.

Model	List (\$)
FIX2	42

FIX3

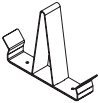


Description

Floor anchors for Cube 300.
Includes 2 anchors.
Can anchor 2 legs on floor.

Model	List (\$)
FIX3	42

PDGA



Description

Ganging device for Stad seats and counters.

Model	List (\$)
PDGA	72

1. Bases

E1 Metal, Polished Chrome finish	K8 Cut steel, Silver Metallic finish	M1 Tubular steel, White finish, antimicrobial	W1 Wood, Bourbon Cherry finish
E3 Metal, Black finish	W20 Wood, Wild Cherry finish	M2 Tubular steel, Silver Metallic finish, antimicrobial	W2 Wood, Cherry finish
E8 Metal, Silver Metallic finish	W21 Wood, Terra Cherry finish	ML Metal, Silver Metallic finish	W3 Wood, Shadow Oak finish
			W4 Wood, Natural finish
			W5 Wood, Sakura finish (Sencha)

2. Laminate finishes

ATH Authentik Elm	CER Cherry	GAN Anthracite Grey	KAR Karoo	RAS Roots	TOM Totem
BOR Borealis	DCH Dark Chocolate	GVR Frost	MJV Mojave	SAH Sahara	TWT Tuscany Walnut
BUC Bourbon Cherry	ERH Hard Rock Maple	HZN Hazelnut	NCN Crystal Black	SLT Salta	WGR Willow Grey
CCL Classic Chocolate	FOS Fossil	HRG Heritage	NGA Niagara	SNO Snow	

For more information, please visit www.groupelacasse.com.

3. Other options

A With button	DH 3" (76 mm) higher backrest	PCL Electrical module on the backrest's left side, while seated	TAL Tablet arm on left (while seated)
BAC Armcaps, Black Corian	FH Mounting, Polished Chrome finish	PCR Electrical module on the backrest's right side, while seated	TAR Tablet arm on right (while seated)
CB4 4-legged base, Polished Chrome finish	GLD Black glides	PD Electrical module (Stad)	WAC Armcaps, White Corian
CSB Contrast stitching, Black	NA No option	SA Without button	
CSW Contrast stitching, White	PA Electrical module (Stad)	SW Swivel mechanism	
CUP Optional cleanable underseat protection	PB Electrical module (Stad)		
	PC Electrical module		