

NEW PRICING FEBRUARY 14

Effective February 14, 2022,
Indiana Furniture will incur
an **8% price increase** on all
models and options.

Casegoods + Reception

PRICING EFFECTIVE DECEMBER 6, 2021

Indiana
FURNITURE

Being over a century old hasn't slowed us down! Sure, we are still the reliable, ethical company that was born in southern Indiana, steeped in quality, craftsmanship, and service. But have you seen our latest introductions? We are making a splash with design and challenging the concept of modern offices. Go ahead. Take a look. You know you want to.

Our Pledge to People + Our Plant.

We've been making wood furniture longer than just about anyone...and we want to be doing so for a long time to come. That's a large part of why we take a stewardship approach to our resources. We believe that environmental sustainability and business profits need not be mutually exclusive. They can and should exist side by side in a mutually beneficial relationship. And for more than a century, we've been showing how it's done.

We've proven our commitment to a sustainable future by supporting the standards and programs that protect our home planet and human health. Whether it's local sourcing, reducing contaminants, implementing wellness and safety programs, or diverting waste from landfills, social responsibility is a part of every decision we make at Indiana Furniture.

One of the surest ways to reduce our impact on the planet is to make and buy things that last. And this one's a natural for us. Our products are made with craftsmanship and attention to detail that are a part of our more than a century-long legacy in wood manufacturing. And our products are backed by our 12-year warranty, which facilitates maintenance, servicing and reassembly.

All of our product lines:

- Are manufactured and assembled in the USA,
- Meet or exceed Indoor Air quality standards*,
- Meet or exceed BIFMA level® Sustainability standards and certification*,
- Conform to the BIFMA Compliance standards*,
- Comply with TSCA Title VI (CARB) standards,
- and can contribute to U.S. Green Building's LEED Program.

To learn more, simply go to www.IndianaFurniture.com/resources.



Ease of Specification

Whether you're looking to specify your office spaces or simply to visualize them in the options and surface materials you are desiring, we make it easy. You can find the entire Indiana Furniture portfolio on the following third-party, space-planning platforms.



* Recently launched or new products may still be in testing; Cush Pillows is currently not BIFMA Compliant due to no available compliance test.

Crafted in select solids and American veneers, Phoenix's clean, transitional styling is at ease in both contemporary and traditional settings. It is a perfect choice for value-minded companies who want a sophisticated, yet uncomplicated, furniture solution.

CONSTRUCTION

Phoenix features a Veneer chassis with your choice of a Veneer or HPL top. Units ship assembled unless otherwise noted.

VENEER

- Exposed surfaces feature select grade sliced American Black Walnut or Cherry veneer carefully selected and matched to assure proper balance and consistency

TOPS

- Veneer tops are 5-ply balanced construction and 1 5/32" thick with solid hardwood rims
- High Pressure Laminate (HPL) tops are 3-ply balanced construction and 1 5/32" thick with solid hardwood rims
- Grain direction runs left to right unless noted

CHASSIS

- Chassis is securely fastened using high quality European fastening systems and heavy-duty, 16-gauge joining brackets to assure maximum strength
- Units feature finished backs unless otherwise noted
- All units equipped with heavy-duty, adjustable glides to ensure proper leveling and compensate for uneven floors

DRAWERS

- Drawer fronts standard with matched veneer faces
- Drawer sides, back and front are woodgrain vinyl-wrapped, and are 1/2" thick
- 5-sided drawer construction for easy removal of drawer fronts
- Box and file drawers have 3/8" thick hardboard bottoms and tested for 100lb capacity
- Lateral file drawers feature 1/4" thick bottoms and tested for 200lb capacity
- All drawers feature full extension, progressive action slides with precision steel ball bearings
- All suspensions have a limited lifetime warranty

FILING

- All file drawers are standard with filing systems designed to accommodate a variety of filing requirements
- Legal width file drawers provide legal filing front to back, and letter or legal filing side to side
- Letter width file drawers provide letter filing front to back, and letter or legal filing side to side

STORAGE

- All hinged doors include soft close hinges, unless noted
- One piece hinge and base plate combination
- Soft close hinges reduce stress placed on the cabinet when the door is closed and offers a quiet closure

LOCKING

- All desks, credenzas, returns, and files feature standard locking
- Lock core will coordinate with pull selection unless otherwise noted
- Removable lock cylinders allow for units to be re-keyed at a later date if required
- Units are shipped randomly keyed as standard. Keyed alike units available upon request at no additional charge.

CORD MANAGEMENT

- Grommets are standard in back panels of assembled returns, bridge units, kneespace credenzas, and hutch units
- A grommet is standard in tops of corner units
- Grommets may be ordered in the tops of desks, returns, bridge units, and credenzas worksurfaces
- Grommets are 2 3/8" in diameter and available in black or silver, please specify color
- See page 528-529 for all optional grommet locations
- Undersurface Wire Manager (01-WMGR4) is available for additional cord management; See Accessories

INTERIOR DRAWER DIMENSIONS

Models

21-3672BDP	21-3072LP	21-2448LF1	21-2066LC2
21-3672BLP	21-3072RP	21-2448RF1	21-2066RC2
21-3672BRP	21-3066LP	21-2442LF2	21-2072LC1
21-3672DP	21-3066RP	21-2442RF2	21-2072RC1
21-3072DP	21-3060LP	21-2442LF1	21-2066LC1
21-3066DP	21-3060RP	21-2442RF1	21-2066RC1
21-3060DP	21-2448LF2	21-2072LC2	21-2072SC
21-3672LP	21-2448RF2	21-2072RC2	21-2066SC
21-3672RP	21-2072KC	21-2066KC	

Drawers	W	L	D
Box	12 1/8"	16 3/16"	3 1/2"
File	12 1/8"	16 3/16"	9 5/16"

Models

21-2036L4	21-2030L4	21-2036L2	21-2030L2
21-2072RL	21-2072LL	21-2066RL	21-2066LL

Drawers	W	L	D
Lat File	30 1/2"	15 1/16"	9 7/32"

Models

21-2472RMR	21-2472LMR	21-2072RMF	21-2072LMF
21-2066RMF	21-2066LMF		

Drawers	W	L	D
Box	16 3/16"	12 1/8"	3 1/2"
Upper File	12 1/8"	16 3/16"	9 1/4"
Lat File	31 1/2"	15 1/16"	9 7/32"

Models

21-3672TD	21-3066TD
-----------	-----------

Drawers	W	L	D
Tray	30 1/16"	15 3/16"	1 3/4"

Models

21-1622CD


Drawers	W	L	D
Center	18 15/16"	14 15/16"	1 3/4"

FILING CAPABILITIES

Drawers with Dimensions: 12 1/8"W x 16 3/16"L

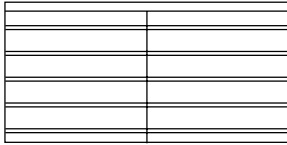


Letter Front to Back

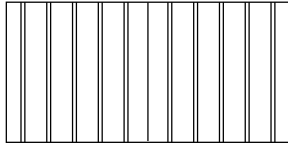


Legal Side to Side

Drawers with Dimensions: 30 1/2"W x 15 1/16"L

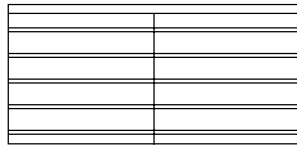


2 Rows Letter Front to Back

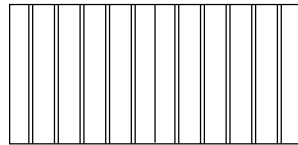


1 Row Letter or Legal Side to Side

Drawers with Dimensions: 31 1/2"W x 15 1/16"L



2 Rows Letter or Legal Front to Back



1 Row Letter or Legal Side to Side

HOW TO ORDER EXAMPLES

Model No.	Description	Example
21-3672BDP	Top Material	W
	Finish	AW
	Pull/Color	AFL
	Grommet Location & Color	GC, SLV
	Center Drawer/Keyboard	21-1622CD

veneER (W) OPTIONS

Veneer features UVAdvantage, an ultra-violet finish, on all exposed surfaces by utilizing roll-coat UV technology. Molding features multi-step, hand-finished catalyzed finish.

AW	Artisan Walnut	HW	Harvest Walnut
CO	Columbian Walnut	LW	Legacy Walnut
DC	Dark Cherry	MW	Mahogany Walnut
DFW	Dark Forest Walnut	SCH	Select Cherry
EW	Espresso	SKC	Shaker Cherry
GC	Golden Cherry	WC	Williamsburg Cherry

HPL (P) TOP OPTIONS

WOODGRAIN

CO	Columbian Walnut	SCH	Select Cherry
EF	Espresso	SKC	Shaker Cherry
GC	Golden Cherry	WC	Williamsburg Cherry
MW	Mahogany Walnut		

EDGE PROFILE

Select units feature multiple flush options allowing units to be placed next to each other. See specific units for details.

- FL Flush Left
- FR Flush Right
- FLR Flush Left and Right



(FL) Flush Left Shown

O Phoenix



Phoenix (O)

PULL OPTIONS

Note: Lock Core will match Pull Color

- | | | | |
|-----|------------------|-----|------------------|
| AAC | Arc, Aluminum | AFL | Flair, Aluminum |
| BAC | Arc, Black | CFL | Flair, Chrome |
| ABM | Beam, Aluminum | AFC | Focus, Aluminum |
| BBM | Beam, Black | BFC | Focus, Black |
| BBT | Bow Tie, Black | AOR | Orbit, Aluminum |
| NBT | Bow Tie, Nickel | BOR | Orbit, Black |
| ABU | Buckle, Aluminum | AQD | Quadra, Aluminum |
| BBU | Buckle, Black | BQD | Quadra, Black |
| AEL | Elite, Aluminum | | |
| BEL | Elite, Black | | |



Arc (AAC)
Aluminum - 5"



Arc (BAC)
Black - 5"



Beam (ABM)
Aluminum - 10 1/4"



Beam (BBM)
Black - 10 1/4"



Bow Tie (NBT)
Nickel - 5 1/2"



Bow Tie (BBT)
Black - 5 1/2"



Buckle (ABU)
Aluminum - 4 3/4"



Buckle (BBU)
Black - 4 3/4"



Elite (AEL)
Aluminum - 5"



Elite (BEL)
Black - 5"



Flair (AFL)
Aluminum - 5 3/8"



Flair (CFL)
Chrome - 5 3/8"



Focus (AFC)
Aluminum - 4 3/4"



Focus (BFC)
Black - 4 3/4"



Orbit (AOR)
Aluminum - 5 1/4"



Orbit (BOR)
Black - 5 1/4"



Quadra (AQD)
Aluminum - 4"



Quadra (BQD)
Black - 4"

GROMMET OPTIONS & LOCATIONS

Select Location, then specify Black (BLK) or Silver (SLV)

GC	Grommet, Center	\$	60
GL	Grommet, Left	\$	60
GR	Grommet, Right	\$	60
GSL	Grommet, Seat Side Left - P/D-Tops Only	\$	60
GSR	Grommet, Seat Side Right - P/D-Tops Only	\$	60

Verify Grommet Option is available on the model(s) you are specifying using the following location information. Grommets may be ordered in non-standard locations. Call Customer Service to assist with specification. Note additional charges and lead times may apply.

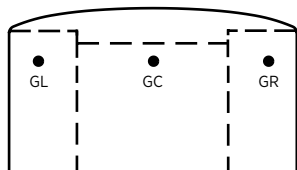
Multiple unit locations may be selected. Only one unit per location.

GROMMET OPTIONS & LOCATIONS (CONTINUED)

Grommets are standard in the back panels of returns, bridges, and credenzas, and may be ordered without grommets at no additional charge. Please specify NO GROMMET on order.

Models

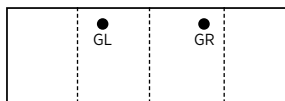
21-3672BDP 21-3672BLP 21-3672BRP



GL/GR: Located 6" from ends and 23" from user side
GC: Located 23" from user side

Models

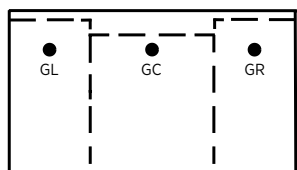
21-2072KC	21-2072LC1	21-2072LC2	21-2072LL*
21-2066KC	21-2072RC1	21-2072RC2	21-2072RL*
21-2472LMR*	21-2072LMF*	21-2066LC1	21-2066LC2
21-2472RMR*	21-2072RMF*	21-2066RC1	21-2066RC2
21-2066LL*	21-2066RL*	21-2066LMF*	21-2066RMF*



GL/GR: Located 19 1/2" from ends and 17 3/4" from user side
* Grommets are only available opposite the pedestal

Models


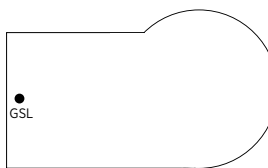
21-3672DP 21-3672LP 21-3672RP 21-3672TD



GL/GR: Located 6" from ends and 23" from user side
GC: Located 23" from user side

Models

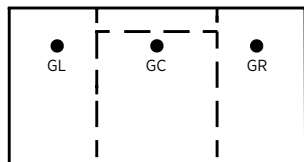
21-4272PR 21-4272PL



GSL/GSR: Located 18" from approach or seated side, 6" from end

Models

21-3072DP	21-3072LP	21-3066LP	21-3060LP
21-3066DP	21-3072RP	21-3066RP	21-3060RP
21-3060DP	21-3066TD		



GL/GR: Located 6" from ends and 23" from user side
GC: Located 23" from user side

Models

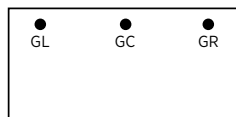
21-3672DL 21-3672DR 21-3072DL 21-3072DR



GSL/GSR: Located 18" from approach or seated side, 6" from end

Models

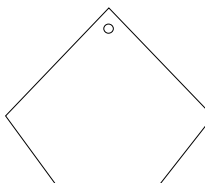
21-2448UF 21-2448UFH 21-2442UF 21-2442UFH



GL/GR: Located 6" from ends and 20" from user side
GC: Located 20" from user side

Models

21-4242CU 21-3636CU



GC: Located 4" from corner edge

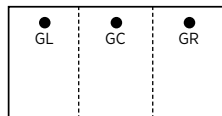
HUTCH GROMMET OPTIONS

Surface Mount Hutches come standard with one center grommet at workstation level on back panel. Three upper wire management grommets also are available. One grommet located on right, center and left. Must specify with color selection.

WMHUBL	Black Lower Grommet + Three (3) Upper Grommets	N/C
WMHUSV	Silver Lower Grommet + Three (3) Upper Grommets	N/C

Models

21-2448LF1	21-2448LF2	21-2442LF1	21-2442LF2
21-2448RF1	21-2448RF2	21-2442RF1	21-2442RF2



GL/GR: Located 6" from ends and 20" from user side
GC: Located 20" from user side

LOCKING DOORS

Locking doors are available.. You must specify WITH LOCKING when ordering and add upcharge.

82"W Units	\$	105
78"W - 46"W Units	\$	90
42"W - 24"W Units	\$	71
18"W - 12"W Units	\$	54

LOCK CORE OPTIONS

Lock core will coordinate with pull color unless otherwise noted.

BLK Black
SLV Silver

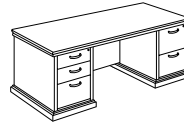


Black (BLK) Silver (SLV)


CERTIFICATIONS & COMPLIANCE

- ETL Environmental Certification
- BIFMA level® Certified
- BIFMA Compliant® Certified
- TSCA Title VI (formerly CARB) Compliance
- US Green Building's LEED® Contribution

STATEMENT OF LINE



Double Ped Desks with or without Bow Tops
(See Page 532)



Single Ped Desks with or without Bow Tops
(See Pages 533-534)


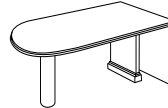
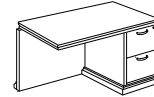


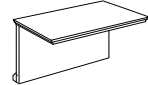
Table Desks
(See Page 533)



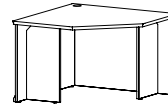
P-Tops and D-Tops
(See Pages 534-535)



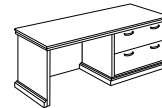
Returns
(See Pages 535-536)



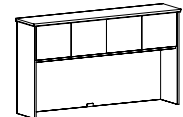
Bridges
(See Page 537)



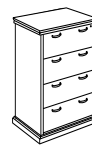
Corner Units
(See Page 537)



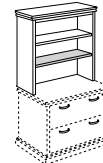
Single Ped, Storage, and Kneespace Credenzas
(See Pages 538-540)



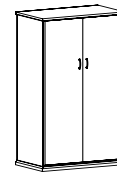
Wall Mount and Surface Mount Hutches
(See Pages 541-542)




Lateral Filing
(See Page 541)



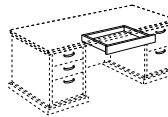
Bookcases
(See Pages 542-543)



Wardrobes/Storage
(See Page 543)



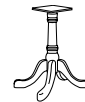
Occasional Tables
(See Page 544)



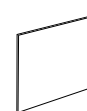
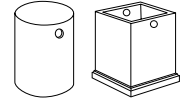
Center Drawer
(See Page 544)



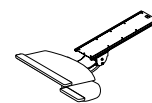
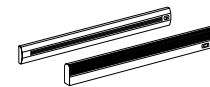
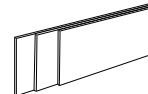
Circular Tables
(See Page 544)



Queen Anne, Cylinder and Square Table Bases
(See Page 545)



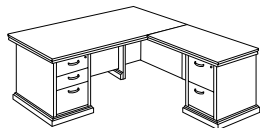
Marker Board, Tackboards and Task Lights
(See Pages 546-548)



Keyboard, Power and Accessories
(See Pages 548-552)



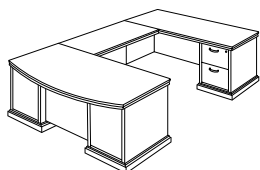
Item	Model No.	Width	Depth	Height	K	R	Ship Wt	Cubic Ft	List Price
EXECUTIVE L UNIT	21-1	72	84	30	31 3/8	10 3/4	372	73.1	P\$ 4867 W\$ 5296



CONSIST OF:	QTY								
21-3672LP	1	Pedestal Desk, Left							P\$ 2830 W\$ 3092
21-2448RF2	1	Return, Right							P\$ 2037 W\$ 2204

Products are available as left or right, where applicable

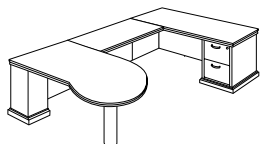
EXECUTIVE U UNIT BOW TOP DESK STEPPED FRONT	21-2	72	104 7/16	30	31 3/8	10 3/4	568	85.5	P\$ 6662 W\$ 7274
---	------	----	----------	----	--------	--------	-----	------	----------------------



CONSIST OF:	QTY								
21-3672BLP	1	Bow Desk, Left							P\$ 3124 W\$ 3365
21-2448UF	1	Bridge							P\$ 1201 W\$ 1271
21-2072RC2	1	Single Pedestal Credenza, Right							P\$ 2337 W\$ 2638

Products are available as left or right, where applicable

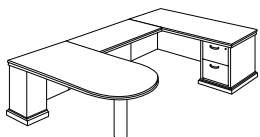
EXECUTIVE U UNIT P-TOP	21-3	72	110 7/16	30	-	-	409	95.3	P\$ 6061 W\$ 6485
---------------------------	------	----	----------	----	---	---	-----	------	----------------------



CONSIST OF:	QTY								
21-4272PL	1	P-Top Unit, Left							P\$ 2523 W\$ 2576
21-2448UF	1	Bridge							P\$ 1201 W\$ 1271
21-2072RC2	1	Single Pedestal Credenza, Right							P\$ 2337 W\$ 2638

Products are available as left or right, where applicable

EXECUTIVE U UNIT D-TOP	21-4	72	104 7/16	30	-	-	408	85.5	P\$ 5654 W\$ 6284
---------------------------	------	----	----------	----	---	---	-----	------	----------------------

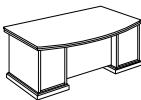
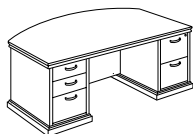


CONSIST OF:	QTY								
21-3672DL	1	D-Top Unit, Left							P\$ 2116 W\$ 2375
21-2448UF	1	Bridge							P\$ 1201 W\$ 1271
21-2072RC2	1	Single Pedestal Credenza, Right							P\$ 2337 W\$ 2638

Products are available as left or right, where applicable

See Phoenix Intro Section for Ordering Options, Pages 527-530

Item	Model No.	Width	Depth	Height	K	R	Ship Wt	Cubic Ft	List Price	
DOUBLE PED DESK WITH BOW TOP	21-3672BDP	72	36-30	30	38¾	10¾	360	50.0	P\$	3717
									W\$	3964



Approach

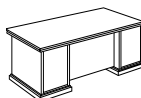
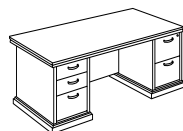
Description

- Standard with: Bow Top, Stepped Front, Locking Letter Width Box/Box/File on Left and File/File on Right, Black Utility Tray Included in Box Drawer, Wire Management from Pedestal to Kneespace
- Available with Veneer (W) or HPL (P) Top, Must Specify
- Additional Options: Grommet Options (See Pages 528-529), Kneespace Options (See Page 548)

Must Specify (in this order):

- Model #
- Top Material
- Finish/Color
- Drawer Pull
- Worksurface Grommet Location
- Grommet Color
- Kneespace Options

DOUBLE PED DESK	21-3672DP	72	36	30	38¾	10¾	360	50.0	P\$	3426
	6¾" Approach Overhang								W\$	3687
	21-3072DP	72	30	30	38¾	4¾	330	43.8	P\$	3366
	¾" Approach Overhang								W\$	3668
	21-3066DP	66	30	30	32¾	4¾	249	38.7	P\$	3298
	¾" Approach Overhang								W\$	3593
	21-3060DP	60	30	30	26¾	4¾	241	35.3	P\$	3230
	¾" Approach Overhang								W\$	3529



Approach

Description

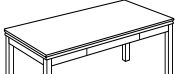
- Standard with: Rectangle Top, Stepped Front, Locking Letter Width Box/Box/File on Left; File/File on Right, Black Utility Tray Included in Box Drawer, Wire Management from Pedestal to Kneespace
- ¾" Overhang on Left, Right and User Sides
- Available with Veneer (W) or HPL (P) Top, Must Specify
- Additional Options: Grommet Options (See Pages 528-529), Kneespace Options (See Page 548)

Must Specify (in this order):

- Model #
- Top Material
- Finish/Color
- Drawer Pull
- Worksurface Grommet Location
- Grommet Color
- Kneespace Options

Pricing Codes:
P = Laminate Top
W = Wood Top

See Phoenix Intro Section for Ordering Options, Pages 527-530

Item	Model No.	Width	Depth	Height	K	R	Ship Wt	Cubic Ft	List Price	
TABLE DESK 	21-3672TD	72	36	30	38¾	10¾	274	50.0	P\$	2123
									W\$	2388
	21-3066TD	66	30	30	32¾	4¾	249	38.7	P\$	1995
									W\$	2294

Description

- Includes Center Drawer
- Available with Veneer (W) or HPL (P) Top, Must Specify
- Top and Legs Ship Separately; Legs Must Be Specified, See Below
- Additional Options: Grommet Options (See Pages 528-529)


Must Specify (in this order):

- Model #
- Top Material
- Finish/Color
- Table Legs
- Grommet

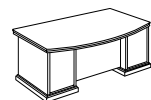
Must Specify:

21-0202TL	Table Legs - Must Specify <i>Legs Feature Multi-Step, Hand-Finished Catalyzed Finish</i>						20	0.1		N/C
-----------	---	--	--	--	--	--	----	-----	--	-----

SINGLE PED DESK WITH BOW TOP



Shown as Left



Approach

Must Specify (in this order):

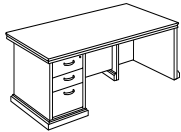
- Model #
- Top Material
- Finish/Color
- Drawer Pull
- Worksurface Grommet Location
- Grommet Color
- Kneespace Options

Left	Right	Width	Depth	Height	K	R	Ship Wt	Cubic Ft	List Price	
21-3672BLP	21-3672BRP	72	36-30	30	31¾	10¾	320	50.0	P\$	3124
									W\$	3365

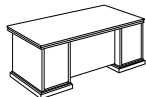
Description

- Standard with: Bow Top, Stepped Front, Locking Letter Width Box/Box/File Pedestal, Black Utility Tray Included in Box Drawer, Wire Management from Pedestal to Kneespace
- Available with Veneer (W) or HPL (P) Top, Must Specify
- Additional Options: Grommet Options (See Pages 528-529), Kneespace Options (See Page 548)

See Phoenix Intro Section for Ordering Options, Pages 527-530

Item	Model No.	Width	Depth	Height	K	R	Ship Wt	Cubic Ft	List Price	
 Shown as Left	Left	Right								
	21-3672LP	21-3672RP	72	36	30	31 $\frac{3}{8}$ "	10 $\frac{3}{4}$ "	320	50.0	P\$ 2830 W\$ 3092
	21-3072LP	21-3072RP	72	30	30	31 $\frac{3}{8}$ "	4 $\frac{3}{4}$ "	305	43.8	P\$ 2762 W\$ 3043
	21-3066LP	21-3066RP	66	30	30	25 $\frac{3}{8}$ "	4 $\frac{3}{4}$ "	300	38.7	P\$ 2697 W\$ 2994
	21-3060LP	21-3060RP	60	30	30	19 $\frac{3}{8}$ "	4 $\frac{3}{4}$ "	275	35.3	P\$ 2649 W\$ 2929

Shown as Left




Approach

Description

- Standard with: Rectangle Top, Stepped Front, Locking Letter Width Box/Box/File in Pedestal, Black Utility Tray Included in Box Drawer, Wire Management from Pedestal to Kneespace
- Available with Veneer (W) or HPL (P) Top, Must Specify
- $\frac{3}{4}$ " Overhang on Left, Right and User Sides
- Additional Options: Grommet Options (See Pages 528-529), Kneespace Options (See Page 548)

Must Specify (in this order):

- Model #
- Top Material
- Finish/Color
- Drawer Pull
- Worksurface Grommet Location
- Grommet Color
- Kneespace Options

P-TOP	Left	Right	Width	Depth	Height	K	R	Ship Wt	Cubic Ft	List Price
 Shown as Left	21-4272PL	21-4272PR	72	42-36	30	-	-	221	50.0	P\$ 2523 W\$ 2576

Shown as Left

Description

- Available with Veneer (W) or HPL (P) Top, Must Specify
- False Ped on Wing End
- Metal 4 $\frac{1}{2}$ " Cylinder Base; Must Specify: Black or Aluminum
- Not Recommended for Freestanding Applications
- Additional Options: Grommet Options (See Pages 528-529), Modesty Panel (See Below), Kneespace Options (See Page 548)

Must Specify (in this order):

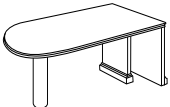
- Model #
- Top Material
- Finish/Color
- Modesty Panel
- Base Color
- Worksurface Grommet Location
- Grommet Color
- Kneespace Options

Options: Specify & Add

21-FMD	Optional Full Modesty Panel	\$ 274
--------	-----------------------------	--------

Pricing Codes:
P = Laminate Top
W = Wood Top

See Phoenix Intro Section for Ordering Options, Pages 527-530

Item	Model No.	Width	Depth	Height	K	R	Ship Wt	Cubic Ft	List Price	
	Left		Right							
	21-3672DL	21-3672DR	72	36	30	-	-	221	50.0	P\$ 2116 W\$ 2375
	21-3072DL	21-3072DR	72	30	30	-	-	160	44.0	P\$ 2011 W\$ 2255

Shown as Left

Must Specify (in this order):

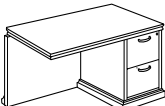
- Model #
- Top Material
- Finish/Color
- Modesty Panel
- Leg Color
- Worksurface Grommet Location
- Grommet Color
- Kneespace Options

Description

- Available with Veneer (W) or HPL (P) Top, Must Specify
- False Ped on Wing End
- Metal 4 ½" Cylinder Base; Must Specify: Black or Aluminum
- Not Recommended for Freestanding Applications
- Additional Options: Grommet Options (See Pages 528-529), Modesty Panel (See Below), Kneespace Options (See Page 548)

Options: Specify & Add

21-FMD	Optional Full Modesty Panel	\$ 274
--------	-----------------------------	--------

RETURN WITH FILE/FILE	Left	Right	Width	Depth	Height	K	R	Ship Wt	Cubic Ft	List Price
	21-2448LF2	21-2448RF2	48	24	30	31%	-	151	23.1	P\$ 2037 W\$ 2204
	21-2442LF2	21-2442RF2	42	24	30	25%	-	133	20.4	P\$ 2000 W\$ 2141

Shown as Right

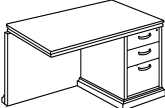
Must Specify (in this order):

- Model #
- Top Material
- Finish/Color
- Drawer Pull
- Worksurface Grommet Location
- Back Panel Grommet
- Grommet Color
- Flush Edge
- Kneespace Options

Description

- Standard with: Letter Width Locking File/File Pedestal, Wire Management from Pedestal to Kneespace, Front to Back Grain Direction on Worksurface
- Available with Veneer (W) or HPL (P) Top, Must Specify
- Grommet in Back Panel; Must Specify: Black (BLK), Silver (SLV) or No Back Panel Grommet (NONE)
- Profiled on All Sides Standard; See Below for Optional Flush Feature
- Flush Feature Available; Must Specify: Flush Left (FL) or Flush Right (FR)
- Flush Option Reduces Unit by ¾"
- Additional Options: Grommet Options (See Pages 528-529), Kneespace Options (See Page 548)

See Phoenix Intro Section for Ordering Options, Pages 527-530

Item	Model No.	Width	Depth	Height	K	R	Ship Wt	Cubic Ft	List Price	
	RETURN WITH BOX/BOX/FILE									
		Left	Right							
	21-2448LF1	21-2448RF1	48	24	30	31 $\frac{3}{8}$	-	140	23.1	P\$ 2037 W\$ 2204
	21-2442LF1	21-2442RF1	42	24	30	25 $\frac{3}{8}$	-	133	20.4	P\$ 2000 W\$ 2141

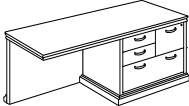
Shown as Right

Must Specify (in this order):

- Model #
- Top Material
- Finish/Color
- Drawer Pull
- Worksurface Grommet Location
- Back Panel Grommet
- Grommet Color
- Flush Edge
- Kneespace Options

Description

- Standard with: Letter Width Locking Box/Box/File Pedestal, Wire Management from Pedestal to Kneespace, Front to Back Grain Direction on Worksurface
- Available with Veneer (W) or HPL (P) Top, Must Specify
- Grommet in Back Panel; Must Specify: Black (BLK), Silver (SLV) or No Back Panel Grommet (NONE)
- Profiled on All Sides Standard; See Below for Optional Flush Feature
- Flush Feature Available; Must Specify: Flush Left (FL) or Flush Right (FR)
- Flush Option Reduces Unit by $\frac{3}{4}$ "
- Additional Options: Grommet Options (See Pages 528-529), Kneespace Options (See Page 548)

Item	Model No.	Width	Depth	Height	K	R	Ship Wt	Cubic Ft	List Price	
	MULTI-RETURN PED WITH BOX/BOX/FILE/LATERAL									
		Left	Right							
	21-2472LMR	21-2472RMR	72	24	30	36	-	280	33.6	P\$ 2867 W\$ 3175

Shown as Right

Must Specify (in this order):

- Model #
- Top Material
- Finish/Color
- Drawer Pull
- Worksurface Grommet Location
- Back Panel Grommet
- Grommet Color
- Flush Edge
- Kneespace Options

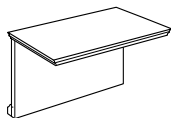
Description

- Standard with: Box/Box/File/Lateral, Front to Back Grain Direction on Worksurface
- Available with Veneer (W) or HPL (P) Top, Must Specify
- Lateral File Provides Legal or Letter Filing Side to Side or Front to Back
- Single Lock Secures File and Lateral Drawers
- Grommet in Back Panel; Must Specify: Black (BLK), Silver (SLV) or No Back Panel Grommet (NONE)
- Profiled on All Sides Standard; See Below for Optional Flush Feature
- Flush Feature Available; Must Specify: Flush Left (FL) or Flush Right (FR)
- Flush Option Reduces Unit by $\frac{3}{4}$ "
- Additional Options: Grommet Options (See Pages 528-529), Kneespace Options (See Page 548)

Pricing Codes:
P = Laminate Top
W = Wood Top

See Phoenix Intro Section for Ordering Options, Pages 527-530

Item	Model No.	Width	Depth	Height	K	R	Ship Wt	Cubic Ft	List Price	
BRIDGE WITH FULL MODESTY	21-2448UF	48	24	30	48	-	78	5.3	P\$	1201
									W\$	1271
	21-2442UF	42	24	30	42	-	68	4.7	P\$	1155
									W\$	1219



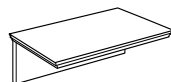
Must Specify (in this order):

Model #
 Top Material
 Finish/Color
 Worksurface Grommet Location
 Back Panel Grommet
 Grommet Color

Description

- Standard with: Hinged Back Panel, Front to Back Grain Direction on Worksurface
- Available with Veneer (W) or HPL (P) Top, Must Specify
- Grommet in Back Panel; Must Specify: Black (BLK), Silver (SLV) or No Back Panel Grommet (NONE)
- Ships KD; Some Assembly Required
- Keyboard Accessories Cannot be Factory Installed but are Available for Field Installation (See Pages 588-589)
- Additional Options: Grommet Options (See Pages 528-529)

BRIDGE WITH HALF MODESTY	21-2448UFH	48	24	11½ ²	48	-	82	5.3	P\$	1112
									W\$	1185
	21-2442UFH	42	24	11½ ²	42	-	62	4.7	P\$	1075
									W\$	1137



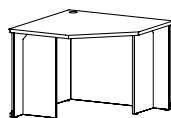
Must Specify (in this order):

Model #
 Top Material
 Finish/Color
 Worksurface Grommet Location
 Grommet Color

Description

- Standard with: 10" Hinged Back Panel, Front to Back Grain Direction on Worksurface
- Available with Veneer (W) or HPL (P) Top, Must Specify
- Ships KD; Some Assembly Required
- Keyboard Accessories Cannot be Factory Installed but are Available for Field Installation (See Pages 588-589)
- Additional Options: Grommet Options (See Pages 528-529)

CORNER UNIT	21-4242CU	42	42	30	25 ⁷ / ₁₆	-	145	34.5	P\$	1864
									W\$	2000
	21-3636CU	36	36	30	17	-	135	25.7	P\$	1664
									W\$	1770



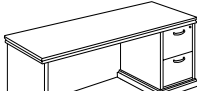
Must Specify (in this order):

Model #
 Top Material
 Finish/Color
 Worksurface Grommet Color
 Kneespace Options

Description

- Freestanding Support Unit or Connects to 24" Deep Bridge and Return Units
- Available with Veneer (W) or HPL (P) Top, Must Specify
- Grommet in Top; Must Specify: Black or Silver
- Grain Direction Runs Front to Back on Veneer Worksurfaces
- Grain Direction Runs with the Long Edge on HPL Worksurface
- Keyboard Accessories for 21-4242CU Only: 01-KB2CC and 01-KB3 (See Page 548)

See Phoenix Intro Section for Ordering Options, Pages 527-530

Item	Model No.	Width	Depth	Height	K	R	Ship Wt	Cubic Ft	List Price	
CREDENZA WITH FILE/FILE 	Left Ped	Right Ped								
	21-2072LC2	21-2072RC2	72	20 ¹ / ₆	30	31 ³ / ₈	-	235	29.0	P\$ 2337 W\$ 2638
	21-2066LC2	21-2066RC2	66	20 ¹ / ₆	30	25 ³ / ₈	-	225	26.6	P\$ 2249 W\$ 2552

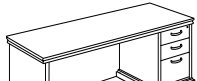
Shown as Right

Must Specify (in this order):

- Model #
- Top Material
- Finish/Color
- Drawer Pull
- Worksurface Grommet Location
- Back Panel Grommet
- Grommet Color
- Flush Edge

Description

- Standard with: Letter Width Locking File/File Pedestal, Left to Right Grain Direction on Worksurface
- Available with Veneer (W) or HPL (P) Top, Must Specify
- Grommet in Back Panel; Must Specify: Black (BLK), Silver (SLV) or No Back Panel Grommet (NONE)
- Profiles on Three (3) Sides for Flush Wall Application Standard
- Flush Feature Available; Must Specify: Flush Left (FL), Flush Right (FR) or Flush Left and Right (FLR)
- Flush Option Reduces Unit by 3/4" Per Side and 1 1/2" for Both Flush Sides
- Additional Options: Grommet Options (See Pages 528-529)

Item	Model No.	Width	Depth	Height	K	R	Ship Wt	Cubic Ft	List Price	
CREDENZA WITH BOX/BOX/FILE 	Left Ped	Right Ped								
	21-2072LC1	21-2072RC1	72	20 ¹ / ₆	30	31 ³ / ₈	-	235	29.0	P\$ 2337 W\$ 2638
	21-2066LC1	21-2066RC1	66	20 ¹ / ₆	30	25 ³ / ₈	-	225	26.6	P\$ 2249 W\$ 2552

Shown as Right

Must Specify (in this order):

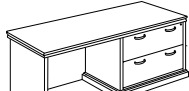
- Model #
- Top Material
- Finish/Color
- Drawer Pull
- Worksurface Grommet Location
- Back Panel Grommet
- Grommet Color
- Flush Edge

Description

- Standard with: Letter Width Locking Box/Box/File Pedestal, Left to Right Grain Direction on Worksurface
- Available with Veneer (W) or HPL (P) Top, Must Specify
- Grommet in Back Panel; Must Specify: Black (BLK), Silver (SLV) or No Back Panel Grommet (NONE)
- Profiles on Three (3) Sides for Flush Wall Application Standard
- Flush Feature Available; Must Specify: Flush Left (FL), Flush Right (FR) or Flush Left and Right (FLR)
- Flush Option Reduces Unit by 3/4" Per Side and 1 1/2" for Both Flush Sides
- Additional Options: Grommet Options (See Pages 528-529)

Pricing Codes:
P = Laminate Top
W = Wood Top

See Phoenix Intro Section for Ordering Options, Pages 527-530

Item	Model No.	Width	Depth	Height	K	R	Ship Wt	Cubic Ft	List Price	
CREDENZA WITH LATERAL/LATERAL 	Left Ped	Right Ped								
	21-2072LL	21-2072RL	72	20 ⁷ / ₁₆	30	31 ³ / ₈	-	255	29.0	P\$ 2547 W\$ 2850
	21-2066LL	21-2066RL	66	20 ⁷ / ₁₆	30	25 ³ / ₈	-	220	26.6	P\$ 2391 W\$ 2695

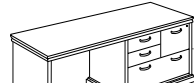
Shown as Right

Must Specify (in this order):

- Model #
- Top Material
- Finish/Color
- Drawer Pull
- Worksurface Grommet Location
- Back Panel Grommet
- Grommet Color
- Flush Edge

Description

- Standard with: Two (2) Locking Lateral File Drawers, Left to Right Grain Direction on Worksurface
- Available with Veneer (W) or HPL (P) Top, Must Specify
- Grommet in Back Panel; Must Specify: Black (BLK), Silver (SLV) or No Back Panel Grommet (NONE)
- Profiles on Three (3) Sides for Flush Wall Application Standard
- Flush Feature Available; Must Specify: Flush Left (FL), Flush Right (FR) or Flush Left and Right (FLR)
- Flush Option Reduces Unit by 3/4" Per Side and 1 1/2" for Both Flush Sides
- Additional Options: Grommet Options (See Pages 528-529)

Item	Model No.	Width	Depth	Height	K	R	Ship Wt	Cubic Ft	List Price	
CREDENZA WITH BOX/BOX/FILE/LATERAL 	Left	Right								
	21-2072LMF	21-2072RMF	72	20 ⁷ / ₁₆	30	12	-	255	29.0	P\$ 2837 W\$ 3138
	21-2066LMF	21-2066RMF	66	20 ⁷ / ₁₆	30	6	-	220	26.6	P\$ 2754 W\$ 3057

Shown as Right

Must Specify (in this order):

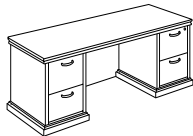
- Model #
- Top Material
- Finish/Color
- Drawer Pull
- Worksurface Grommet Location
- Back Panel Grommet
- Grommet Color
- Flush Edge

Description

- Standard with: Box/Box/File/Lateral, Lateral File Provides Legal or Letter Filing Side to Side or Front to Back, Left to Right Grain Direction on Worksurface
- Locking File Drawer
- Available with Veneer (W) or HPL (P) Top, Must Specify
- Grommet in Back Panel; Must Specify: Black (BLK), Silver (SLV) or No Back Panel Grommet (NONE)
- Flush Feature Available; Must Specify: Flush Left (FL), Flush Right (FR) or Flush Left and Right (FLR)
- Flush Option Reduces Unit by 3/4" Per Side and 1 1/2" for Both Flush Sides
- Additional Options: Grommet Options (See Pages 528-529)

See Phoenix Intro Section for Ordering Options, Pages 527-530

Item	Model No.	Width	Depth	Height	K	R	Ship Wt	Cubic Ft	List Price
KNEESPACE CREDENZA	21-2072KC	72	20 ⁷ / ₁₆	30	38 ³ / ₄	-	300	29.0	P\$ 2938 W\$ 3238
	21-2066KC	66	20 ⁷ / ₁₆	30	32 ³ / ₄	-	285	26.6	P\$ 2841 W\$ 3142



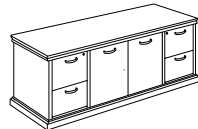
Must Specify (in this order):

Model #
Top Material
Finish/Color
Drawer Pull
Worksurface Grommet Location
Back Panel Grommet
Grommet Color
Flush Edge

Description

- Letter Width Locking File/File Pedestal
- Available with Veneer (W) or HPL (P) Top, Must Specify
- Grommet in Back Panel; Must Specify: Black (BLK), Silver (SLV) or No Back Panel Grommet (NONE)
- Profiles on Three (3) Sides for Flush Wall Application Standard
- Flush Feature Available; Must Specify: Flush Left (FL), Flush Right (FR) or Flush Left and Right (FLR)
- Flush Option Reduces Unit by ³/₄" Per Side and 1¹/₂" for Both Flush Sides
- Additional Options: Grommet Options (See Pages 528-529)

STORAGE CREDENZA	21-2072SC	72	20 ⁷ / ₁₆	30	-	-	349	29.0	P\$ 3405 W\$ 3711
	21-2066SC	66	20 ⁷ / ₁₆	30	-	-	320	26.6	P\$ 3284 W\$ 3583



Must Specify (in this order):

Model #
Top Material
Finish/Color
Drawer Pull
Flush Edge

Description

- Letter Width Locking File/File Pedestals
- Available with Veneer (W) or HPL (P) Top, Must Specify
- Fixed Storage Shelf Behind Doors
- Profiles on Three (3) Sides for Flush Wall Application Standard
- Flush Feature Available; Must Specify: Flush Left (FL), Flush Right (FR) or Flush Left and Right (FLR)
- Flush Option Reduces Unit by ³/₄" Per Side and 1¹/₂" for Both Flush Sides

Pricing Codes:
P = Laminate Top
W = Wood Top

See Phoenix Intro Section for Ordering Options, Pages 527-530

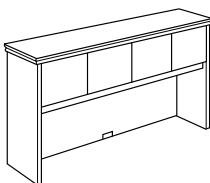
Item	Model No.	Width	Depth	Height	Ship Wt	Cubic Ft	List Price
	21-2036L4 Four (4) Drawers	36	20 ⁷ / ₁₆	55	260	27.5	P\$ 3262 W\$ 3432
	21-2030L4 Four (4) Drawers	30	20 ⁷ / ₁₆	55	230	24.5	P\$ 3016 W\$ 3175
	21-2036L2 Two (2) Drawers	36	20 ⁷ / ₁₆	30	185	14.9	P\$ 2187 W\$ 2355
	21-2030L2 Two (2) Drawers	30	20 ⁷ / ₁₆	30	175	13.1	P\$ 2023 W\$ 2178

Description

- Central Locking Drawers Provide Legal or Letter Filing Front to Back or Side to Side
- Available with Veneer (W) or HPL (P) Top, Must Specify
- Anti-Tilt Mechanism
- ¼" Thick Drawer Bottoms for Added Support
- Profiles on Three (3) Sides for Flush Wall Application Standard
- Flush Feature Available; Must Specify: Flush Left (FL), Flush Right (FR) or Flush on Both Sides (FLR)
- Flush Option Reduces Unit by ¾" Per Side and 1½" if Both Sides Are Selected to be Flush

Must Specify (in this order):

Model #
Top Material
Finish/Color
Drawer Pull
Flush Edge

Item	Model No.	Width	Depth	Height	Ship Wt	Cubic Ft	List Price
	21-1684HU Five (5) Doors	84	15 ³ / ₄	40 ⁷ / ₁₆	268	40.0	\$ 2968
	21-1678HU Four (4) Doors	78	15 ³ / ₄	40 ⁷ / ₁₆	258	36.7	\$ 2694
	21-1672HU Four (4) Doors	72	15 ³ / ₄	40 ⁷ / ₁₆	258	30.7	\$ 2390
	21-1666HU Four (4) Doors	66	15 ³ / ₄	40 ⁷ / ₁₆	235	28.1	\$ 2357

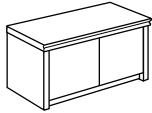
Description

- Standard with: Soft-Close Hinged Doors, Vertical Grain Direction
- 23¾" Clearance Below Doors
- Top Profiled on Three (3) Sides for Flush Wall Application Standard
- Lower, Center Grommet on Back Panel Standard; Must Specify: Black (BLK) or Silver (SLV)
- Flush Feature Available; Must Specify: Flush Left (FL), Flush Right (FR) or Flush on Both Sides (FLR)
- Flush Option Reduces Unit by ¾" Per Side and 1½" if Both Sides Are Selected to be Flush
- Additional Options: Locking Doors and Lock Core Color (See Page 530), Factory-Installed Tackboard (See Page 547), Tasklights (See Pages 547-548), Glass Marker Boards (See Page 546) Three (3) Upper Wire Management Grommets (See Page 529)

Must Specify (in this order):

Model #
Finish
Tackboard
Tackboard Fabric
Tasklight
Grommet Color
Locking Doors
Lock Core Color
Flush Edge

See Phoenix Intro Section for Ordering Options, Pages 527-530

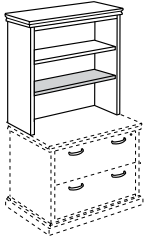
Item	Model No.	Width	Depth	Height	Ship Wt	Cubic Ft	List Price
WALL MOUNT HUTCH 	21-1682WD Five (5) Doors	82	15¾	17 ¹⁵ / ₃₂	138	15.5	\$ 2722
	21-1676WD Four (4) Doors	76	15¾	17 ¹⁵ / ₃₂	128	14.1	\$ 2363
	21-1670WD Four (4) Doors	70	15¾	17 ¹⁵ / ₃₂	118	13.1	\$ 2327
	21-1664WD Four (4) Doors	66	15¾	17 ¹⁵ / ₃₂	105	12.0	\$ 2254
	21-1658WD Four (4) Doors	58	15¾	17 ¹⁵ / ₃₂	96	11.0	\$ 2214
	21-1652WD Three (3) Doors	52	15¾	17 ¹⁵ / ₃₂	87	9.9	\$ 2062
	21-1646WD Three (3) Doors	46	15¾	17 ¹⁵ / ₃₂	77	8.9	\$ 1972
	21-1640WD Two (2) Doors	40	15¾	17 ¹⁵ / ₃₂	67	7.8	\$ 1874
	21-1634WD Two (2) Doors	34	15¾	17 ¹⁵ / ₃₂	58	6.7	\$ 1766
	21-1628WD Two (2) Doors	28	15¾	17 ¹⁵ / ₃₂	48	5.6	\$ 1638

Must Specify (in this order):

Model #
Finish
Locking Doors
Lock Core Color

Description

- Standard with: Soft-Close Hinged Doors, Vertical Grain Direction
- Top Profiled on Front Standard for Flush Side and Wall Applications
- Mounts to Wall with Mounting Bracket Included
- Indiana Furniture Will Not Be Liable for Wall Mounted Hutches That Are Not Properly Installed
- Additional Options: Locking Doors and Lock Core Color (See Page 530), Glass Marker Boards (See Pages 546)

SURFACE MOUNT BOOKCASE 	21-1636TU	36	15 ¾	40 7/8	125	15.8	\$ 1404
	21-1630TU	30	15 ¾	40 7/8	98	15.8	\$ 1264

Description

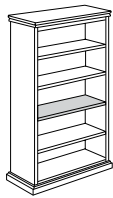
- 1" Thick Shelves; One (1) Adjustable and One (1) Fixed Shaded
- 12" Clearance Below Fixed Shelf
- For Surface Mount Use on Two (2) Drawer Lateral File or Credenza Against a Wall
- Top Profiled on Three (3) Sides for Flush Wall Application Standard
- Flush Feature Available; Must Specify: Flush Left (FL), Flush Right (FR) or Flush on Both Sides (FLR)
- Flush Option Reduces Unit by ¾" Per Side and 1 ½" if Both Sides Are Selected to be Flush

Must Specify (in this order):

Model #
Finish
Flush Edge

Pricing Codes:
P = Laminate Top
W = Wood Top

See Phoenix Intro Section for Ordering Options, Pages 527-530

Item	Model No.	Width	Depth	Height	Ship Wt	Cubic Ft	List Price
	21-3672BC Three (3) Adjustable and One (1) Fixed Shelf	36	15¾	70⅞	205	36.5	W\$ 2155
	21-3648BC Two (2) Adjustable Shelves, No Fixed Shelf	36	15¾	48⅜½	104	19.9	P\$ 1617 W\$ 1699
	21-3630BC One (1) Adjustable Shelf, No Fixed Shelf	36	15¾	30	85	11.1	P\$ 1454 W\$ 1538
	21-3072BC Three (3) Adjustable and One (1) Fixed Shelf	30	15¾	70⅞	190	30.0	W\$ 1746
	21-3048BC Two (2) Adjustable Shelves, No Fixed Shelf	30	15¾	48⅜½	94	19.9	P\$ 1311 W\$ 1377
	21-3030BC One (1) Adjustable Shelf, No Fixed Shelf	30	15¾	30	85	11.1	P\$ 1178 W\$ 1246

Must Specify (in this order):

- Model #
- Top Material (48"H & 30"H Only)
- Edge Profile (48"H & 30"H Only)
- Finish/Color
- Flush Edge

Description

- Fixed Shelf Shaded
- 48"H and 30"H Available with Veneer (W) or HPL (P) Top, Must Specify Material and Edge Profile
- Profiled on Three (3) Sides for Flush Wall Application Standard
- Flush Feature Available; Must Specify: Flush Left (FL), Flush Right (FR) or Flush on Both Sides (FLR)
- Flush Option Reduces Unit by ¾" Per Side and 1 ½" if Both Sides Are Selected to be Flush

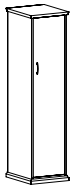
DOUBLE WARDROBE/STORAGE	Model No.	Width	Depth	Height	Ship Wt	Cubic Ft	List Price
	21-3672WC	36	20⅞	70⅞	290	42.0	\$ 3232
	21-3072WC	30	20⅞	70⅞	240	35.7	\$ 3147

Must Specify (in this order):

- Model #
- Finish
- Pull
- Locking Doors
- Flush Edge

Description

- Fixed Top Shelf Behind Each Door
- Three (3) Adjustable Shelves on Left Side; Coat Rod Under Fixed Shelf on Right Side
- Profiled on Three (3) Sides for Flush Wall Applications Standard
- Flush Feature Available; Must Specify: Flush Left (FL), Flush Right (FR) or Flush on Both Sides (FLR)
- Flush Option Reduces Unit by ¾" Per Side and 1 ½" if Both Sides Are Selected to be Flush
- Optional Locking Doors (See Page 570), Lock Core will Coordinate with Pull Color

WARDROBE/STORAGE CABINET	Left	Right	Width	Depth	Height	Ship Wt	Cubic Ft	List Price
	21-1872WL	21-1872WR	18	20⅞	70⅞	152	19.2	\$ 2328

Shown as Right

Must Specify (in this order):

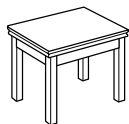
- Model #
- Finish
- Pull
- Locking Doors
- Flush Edge

Description

- Coat Rod Under Top Fixed Shelf
- Three (3) Adjustable Shelves; Adjustable Shelves can be Removed for Wardrobe Application
- Profiles on Three (3) Sides for Flush Wall Application Standard
- Pull Installed Vertically; Capsule Pull will be Substituted for Elite, Buckle, and Flair Pulls
- Flush Feature Available; Must Specify: Flush Left (FL), Flush Right (FR) or Flush on Both Sides (FLR)
- Flush Option Reduces Unit by ¾" Per Side and 1 ½" if Both Sides Are Selected to be Flush
- Optional Locking Doors (See Page 570), Lock Core will Coordinate with Pull Color

See Phoenix Intro Section for Ordering Options, Pages 527-530

Item	Model No.	Width	Depth	Height	Ship Wt	Cubic Ft	List Price
END TABLE	21-1824ET	18	24	22	25	2.0	P\$ 725 W\$ 765



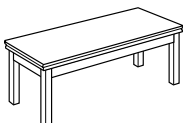
Must Specify (in this order):

Model #
Top Material
Finish/Color

Description

- Available with Veneer (W) or HPL (P) Top, Must Specify
- Apron Rails and Panel Legs Feature Multi-Step, Hand-Finished Catalyzed Finish
- Shipped KD; Some Assembly Required

MAGAZINE TABLE	21-1847MT	47	18	16	42	3.4	P\$ 944 W\$ 1032
----------------	-----------	----	----	----	----	-----	---------------------



Must Specify (in this order):

Model #
Top Material
Finish/Color
Leg Option

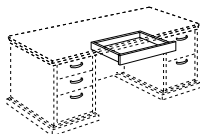
Description

- Available with Veneer (W) or HPL (P) Top, Must Specify
- Apron Rails and Panel Legs Feature Multi-Step, Hand-Finished Catalyzed Finish
- Shipped KD; Some Assembly Required
- Optional 30" Leg; See Below

Options: Specify & Add

30H-2SQ Optional 30"H Legs	20	0.9	\$ 174
----------------------------	----	-----	--------

CENTER DRAWER	21-1622CD	22	16¾	2¾	7	1.4	\$ 386
---------------	-----------	----	-----	----	---	-----	--------



Must Specify (in this order):

Model #
Finish
Factory Installation

Description

- Drawer Features Multi-Step, Hand-Finished Catalyzed Finish
- Built in Pen Tray

Options: Specify & Add

Factory Installed			\$ 162
-------------------	--	--	--------

CIRCULAR TOP	21-4848CT	48	48	1½ ₂	63	5.7	P\$ 1239 W\$ 1599
	Accommodates Five (5) Chairs						
	21-4242CT	42	42	1½ ₂	40	4.4	P\$ 1149 W\$ 1476
Accommodates Four (4) Chairs							
	21-3636CT	36	36	1½ ₂	35	3.4	P\$ 1065 W\$ 1355
	Accommodates Three (3)-Four (4) Chairs						



Must Specify (in this order):

Model #
Top Material
Finish/Color

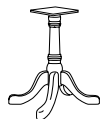
Description

- Available with Veneer (W) or HPL (P) Top, Must Specify
- Power Options not Available

Pricing Codes:
P = Laminate Top
W = Wood Top

See Phoenix Intro Section for Ordering Options, Pages 527-530

Item	Model No.	Width	Depth	Height	Ship Wt	Cubic Ft	List Price
QUEEN ANNE BASE	01-0606QB	20	20	28¼	136	11.1	\$ 1097



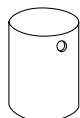
Must Specify (in this order):

Model #
Finish

Description

- Classic Design Detail on Column
- Queen Anne Base Features Multi-Step, Hand-Finished Catalyzed Finish
- Four (4) Legs with Adjustable Glides

Item	Model No.	Width	Depth	Height	Ship Wt	Cubic Ft	List Price
CYLINDER BASE	01-2020CB	20	20	28¼	136	11.1	\$ 1212
	01-1616CB	16	16	28¼	101	7.2	\$ 1107



Must Specify (in this order):

Model #
Finish
Grommet

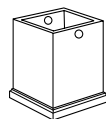
Description

- Veneer Cylinder Base Features Multi-Step, Hand-Finished Catalyzed Finish
- Weighted for Stability
- 8" Wire Management Opening in Bottom
- Two (2) Wire Management Black Grommets Standard at Top

Options: Specify & Add

GCB1S	One (1) Grommet at Top Edge	\$	N/C
NOGC	No Grommet at Top Edge	\$	N/C

Item	Model No.	Width	Depth	Height	Ship Wt	Cubic Ft	List Price	
SQUARE BASE	21-2020SB	20	20	28¼	57	8.4	\$ 924	
	For Use with 48" or 42" Tops							
	21-1616SB	16	16	28¼	41	6.0	\$ 859	
	For Use with 36" Top							



Must Specify (in this order):

Model #
Finish
Grommet



Description

- Veneer Base
- Two (2) Wire Management Black Grommets Standard at Top and 8" Wire Management Opening in Bottom

Options: Specify & Add

NOGC	No Grommet at Top Edge	\$	N/C
------	------------------------	----	-----

Item	Model No.	Material	Width	Depth	Height	Ship Wt	Cubic Ft	List Price	
DISC BASE	For 48" Circular Tops								
	01-3230DBB	Black	30	30	27¼	42	4.1	\$ 1439	
	01-3230DBA	Aluminum	30	30	27¼	42	4.1	\$ 1439	
	For 36" and 42" Circular Tops								
	01-2430DBB	Black	24	24	27¼	32	3.2	\$ 1198	
	01-2430DBA	Aluminum	24	24	27¼	32	3.2	\$ 1198	

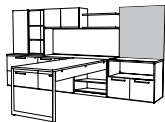
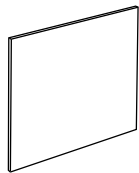


Description

- 4" Diameter Column

See Phoenix Intro Section for Ordering Options, Pages 527-530

Item	Model No.	Width	Depth	Height	Ship Wt	Cubic Ft	List Price
GLASS MARKER BOARD	GMB-4048W	48	½	40⅞	67	11.0	\$ 2443
FOR USE WITH 30"H DESKS, CREDENZA AND WALL MOUNT HUTCHES OR SHELVING	GMB-4042W	42	½	40⅞	58	9.9	\$ 2066
	GMB-4036W	36	½	40⅞	50	8.8	\$ 1785
	GMB-4030W	30	½	40⅞	42	7.7	\$ 1502



Description

- Available in Black (BLMKR) or White (WHMKR), Must Specify
- Mounting Brackets Included
- For Use over 30"H Desks and Credenzas with Wall Mount Hutches or Shelving
- For Magnets, Marker and Eraser Sets; See Page 552

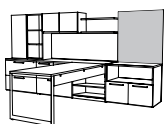
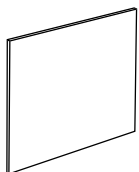
Must Specify (in this order):

Model #
Color



Magnet, Marker and Eraser sets available, see page 552

GLASS MARKER BOARD	GMB-5248W	48	½	52⅞	86	13.5	\$ 3114
FOR USE WITH 30"H DESKS, CREDENZA AND TALL WALL MOUNT HUTCHES OR SHELVING	GMB-5242W	42	½	52⅞	76	12.2	\$ 2631
	GMB-5236W	36	½	52⅞	65	10.8	\$ 2268
	GMB-5230W	30	½	52⅞	54	9.5	\$ 1905



Description

- Available in Black (BLMKR) or White (WHMKR), Must Specify
- Mounting Brackets Included
- For Use Next to Tall Surface or Wall Mount Hutches
- For Magnets, Marker and Eraser Sets; See Page 552

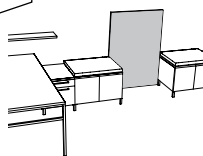
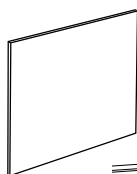
Must Specify (in this order):

Model #
Color



Magnet, Marker and Eraser sets available, see page 552

GLASS MARKER BOARD	GMB-8236W	36	½	82⅞	102	15.8	\$ 3477
FOR USE FROM FLOOR TO TOP OF UNIT	GMB-7036W	36	½	70⅞	87	13.8	\$ 2993
	GMB-5136W	36	½	51⅞	63	10.6	\$ 2187
	GMB-8230W	30	½	82⅞	85	13.8	\$ 2912
	GMB-7030W	30	½	70⅞	72	12.1	\$ 2510
	GMB-5130W	30	½	51⅞	53	9.3	\$ 1838



Description

- Available in Black (BLMKR) or White (WHMKR), Must Specify
- Marker Boards Are One (1) Piece with No Seams
- Mounting Brackets Included
- For Use From Floor to Top of Unit
- For Magnets, Marker and Eraser Sets; See Page 552

Must Specify (in this order):

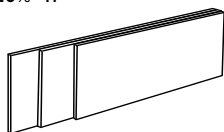
Model #
Color



Magnet, Marker and Eraser sets available, see page 552

See Phoenix Intro Section for Ordering Options, Pages 527-530

SURFACE MOUNT TACKBOARDS
20 1/8" H



Must Specify (in this order):

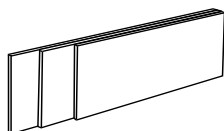
- Model #
- Fabric Grade
- Fabric Vendor
- Fabric Pattern/Color

Model #	Size	COM ydg	COM, 1, 2 or 3	Grades						
				4	5	6	7	8	9	10
TB-2184H	84"	2.50	\$ 499	769	894	1027	1209	1399	1624	1882
TB-2178H	78"	2.50	\$ 491	761	886	1019	1201	1391	1616	1874
TB-2172H	72"	2.25	\$ 443	686	799	918	1082	1253	1456	1687
TB-2166H	66"	2.00	\$ 416	632	732	838	984	1136	1316	1522

Description

- Coordinates with Surface Mount Hitches
- Factory Installed

WALL MOUNT TACKBOARDS
21 1/8" H



Must Specify (in this order):


- Model #
- Fabric Grade
- Fabric Vendor
- Fabric Pattern/Color

Model #	Size	COM ydg	COM, 1, 2 or 3	Grades						
				4	5	6	7	8	9	10
TB-2182W	82"	2.50	\$ 556	826	951	1084	1266	1456	1681	1939
TB-2176W	76"	2.50	\$ 544	814	939	1072	1254	1444	1669	1927
TB-2170W	70"	2.25	\$ 501	744	857	976	1140	1311	1514	1745
TB-2164W	64"	2.00	\$ 475	691	791	897	1043	1195	1375	1581
TB-2158W	58"	2.00	\$ 443	659	759	865	1011	1163	1343	1549
TB-2152W	52"	1.75	\$ 421	610	698	790	918	1051	1209	1389
TB-2146W	46"	1.50	\$ 384	546	621	701	810	924	1059	1214
TB-2140W	40"	1.25	\$ 348	483	546	612	703	798	911	1039
TB-2134W	34"	1.25	\$ 339	474	537	603	694	789	902	1030
TB-2128W	28"	1.00	\$ 307	415	465	518	591	667	757	860

Description

- Coordinates with Wall Mount Hitches
- Field Installed

LED TASKLIGHT

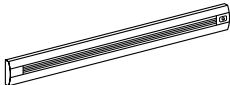


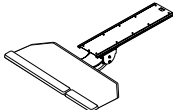
TL-0848 240-LED, 18 Watts	47 1/2	7/8	1 1/8	-	-	\$ 347
TL-0824 84-LED, 7 Watts	22 1/2	7/8	1 1/8	-	-	\$ 288

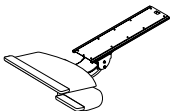
Description

- 10' Power Cord
- Rocker Style On/Off Switch
- Includes the Power Supply and Three (3) Upper Wire Management Grommet
- Grommet Color will Match Lower Grommet Color

See Phoenix Intro Section for Ordering Options, Pages 527-530

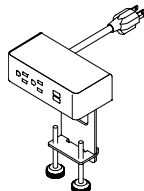
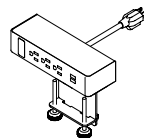
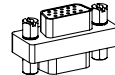
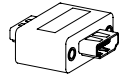
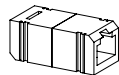
Item	Model No.	Width	Depth	Height	Ship Wt	Cubic Ft	List Price
 LED TASKLIGHT	01-188LED58 188-LED, 43.5 Watts	57 ¹³ / ₃₂	½	2	-	-	\$ 1287
	01-94LED31 94-LED, 23.4 Watts	30 ¹ / ₈	½	2	-	-	\$ 932
	01-47LED17 47-LED, 10.9 Watts	16 ¹³ / ₃₂	½	2	-	-	\$ 539
Description							
<ul style="list-style-type: none"> • Includes the Power Supply and 3-Wire Management Grommet • Optional Occupancy Sensor Shuts Off After 30 Minutes of Inactivity and Turns On Immediately When Reentering the Detection Area 							
Options: Specify & Add							
01-OSRP Occupancy Sensor							\$ 286

 ARTICULATING KEYBOARD CORNER PLATFORM	01-KB2CC	25	10½	4½	16	1.4	\$ 650
Description							
<ul style="list-style-type: none"> • Standard With: 25" Cut Corner Platform, Single Palm Rest for Both Left & Right Hands, 360° Rotation, +/- 15° Tilt Adjustment, Independent Tilt Adjustment, and Lift & Lock 7" Height Adjustment • Keyboard and Mouse on Same Level • Works wit 17"+ Diagonal Work Surface; Cannot be Used on 20"D or 21"D Unit • Track Measures 21" • Not Available with Optional Center Grommet 							
Options: Specify & Add							
Factory Installed							\$ 162

 KEYBOARD MECHANISM WITH KEYBOARD CLAMP	01-KB3	9	17	6	13	1.0	\$ 713
Description							
<ul style="list-style-type: none"> • Standard With: 18.75" Platform, Swivel Mouse Platform, Palm Rest, 7" Locking Height Adjustment, +/- 15° Tilt Adjustment, 360° Rotation, Independent Tilt Adjustment, 21" Track • Left or Right Handed Mouse Platform • Cannot Be Used on 20" or 21" Deep Unit • Not Available with Optional Center Grommet 							
Options: Specify & Add							
Factory Installed							\$ 162

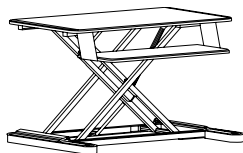
Pricing Codes:
P = Laminate Top
W = Wood Top

See Phoenix Intro Section for Ordering Options, Pages 527-530

Item	Model No.		Width	Depth	Height	Ship Wt	Cubic Ft	List Price	
 <p>DUO CLAMP NEMA PLUG</p>	01-DUOCLAMPW	White	5½	3	7	1	0.2	\$ 446	
	01-DUOCLAMPB	Black	5½	3	7	1	0.2	\$ 446	
	01-DUOCLAMPS	Silver	5½	3	7	1	0.2	\$ 446	
Description									
<ul style="list-style-type: none"> Standard with: Two (2) Power Outlet, Two (2) USB Ports, 10' Cord Clamps to Top and Features Silver Metal Trim Independent USB Circuit Controllers Deliver up to 2.1 Amps to Each Post All Mounting Hardware Included FCC Part 15A and UL Approved for Horizontal and Vertical Applications 									
 <p>TRIO CLAMP NEMA PLUG</p>	01-TRIOCLAMPW	White	8	3	7	1	0.2	\$ 524	
	01-TRIOCLAMPB	Black	8	3	7	1	0.2	\$ 524	
	01-TRIOCLAMPS	Silver	8	3	7	1	0.2	\$ 524	
Description									
<ul style="list-style-type: none"> Standard with: Three (3) Power Outlets, Two (2) USB Ports, One (1) Open Data, 10' Cord Clamps to Top and Features Silver Metal Trim Independent USB Circuit Controllers Deliver up to 2.1 Amps to Each Post HDMI, VGA, or RJ45 Accessories Sold Separately All Mounting Hardware Included FCC Part 15A and UL Approved for Horizontal and Vertical Applications 									
 <p>TRIO VGA DATA PORT ACCESSORY</p>	01-LCOMVGA		-	-	-	1	0.2	\$ 95	
Description									
<ul style="list-style-type: none"> VGA Port for Trio Bezel Units 									
 <p>TRIO HDMI DATA PORT ACCESSORY</p>	01-LCOMHDMI		-	-	-	1	0.2	\$ 129	
Description									
<ul style="list-style-type: none"> HDMI Port for Trio Bezel Units 									
Open Market Only									
 <p>TRIO RJ45 DATA PORT ACCESSORY</p>	01-LCOMRJ45		-	-	-	1	0.2	\$ 62	
Description									
<ul style="list-style-type: none"> RJ45 Port for Trio Bezel Units 									
Options: Specify & Add									
Factory Installed			\$ 162						

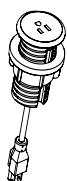
See Phoenix Intro Section for Ordering Options, Pages 527-530

Item	Model No.		Width	Depth	Height	Ship Wt	Cubic Ft	List Price
HEIGHT ADJUSTABLE WORKSTATION	01-S2SBLK	Black	35½	25	6-22	49	6.5	\$ 1174

**Description**

- Height Adjustable
- Weight Capacity: 35lbs
- One-Handed Operation; Platforms Move Simultaneously
- Keyboard Platform: 10½"D x 26½"W
- Worksurface: 21"D x 35½"W
- Can be Used on Worksurface 24"D x 35"W

SINGLE POWER SAND DOLLAR	01-SAND60PW	White	3	3	4	1	0.2	\$ 76
	01-SAND60PB	Black						\$ 76
	01-SAND60PS	Silver						\$ 76

**Description**

- Unit is 2" Diameter; Mounts in 60mm Round Grommet
- 6' Cord
- Single Power Outlet

DOUBLE USB SAND DOLLAR	01-SAND60UW	White	3	3	4	1	0.2	\$ 216
	01-SAND60UB	Black						\$ 216
	01-SAND60US	Silver						\$ 216

**Description**

- Unit is 2" Diameter; Mounts in 60mm Round Grommet
- 6' Cord
- Dual USB Outlets

VESTA POWER CENTER	01-PDCTR		10¾	12	28¾	14	2.5	\$ 1386
--------------------	----------	--	-----	----	-----	----	-----	---------

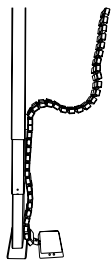
**Description**

- Top Includes One (1) Power Outlet, Two (2) USB Ports and One (1) USBC Port; Base Includes Three (3) Outlet
- Available in White
- 120" Power Cord
- Built with Weight Distribution for Optimal Stability
- Base is 5" Tall

Pricing Codes:
P = Laminate Top
W = Wood Top

See Phoenix Intro Section for Ordering Options, Pages 527-530

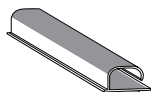
Item	Model No.		Width	Depth	Height	Ship Wt	Cubic Ft	List Price
LINK 360 CABLE MANAGER	01-0251LINKSLV	Silver	5 $\frac{3}{16}$	3 $\frac{3}{16}$	30-51	4	3.0	\$ 305
	01-0251LINKBLK	Black	5 $\frac{3}{16}$	3 $\frac{3}{16}$	30-51	4	3.0	\$ 275



Description

- Kit Includes: 50 Link 360™ elements, One (1) Quad Connector, One (1) Dumbbell Connector, and One (1) Foot Assembly with Two (2) Magnetic Clips
- Can Be Used For Height-Adjustable Mechanisms Up To 51" or Free-Standing Use

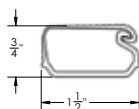
WIRE CHANNEL	01-32125		24	1 $\frac{1}{8}$	1	.25	0.3	\$ 82
--------------	----------	--	----	-----------------	---	-----	-----	-------



Description

- Available in Black
- Channels Attach with Two (2) Double-Sided Installation Tape
- Easily Attach to an Iconic Leg to Route Wires/Cords from the Top to the Floor
- Open J Channel for Easy Storage of Cables

WIRE MANAGEMENT CHANNEL	01-WMGR4		16	1 $\frac{1}{2}$	1	1	-	\$ 91
-------------------------	----------	--	----	-----------------	---	---	---	-------

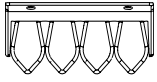


Description

- Set of Four (4) Black Plastic Wire Management Channels
- Snap Lock Channel
- Attaches with Adhesive Strips
- Ships via UPS Only

See Phoenix Intro Section for Ordering Options, Pages 527-530

Item	Model No.	Width	Depth	Height	Ship Wt	Cubic Ft	List Price
CABLE GRIP	01-WMGRCB	5 3/8	2 5/8		-	-	\$ 14



Description

- Under Surface Wire Management
- Black

MARKER AND ERASER SET	01-MRKRSETBL						\$ 97
-----------------------	--------------	--	--	--	--	--	-------



For Use with Black Marker Boards

01-MRKRSETWH
For Use with White Marker Boards

Description

- Includes 4 Markers and an Eraser

MAGNET SET	01-MAGBL						\$ 89
------------	----------	--	--	--	--	--	-------



For Use with White Marker Boards

01-MAGWH
For Use with Black Marker Boards

Description

- Includes Set of Five (5) Magnets

Pricing Codes:
P = Laminate Top
W = Wood Top

See Phoenix Intro Section for Ordering Options, Pages 527-530

ORDERING INFORMATION

All orders should be emailed to neworders@indianafurniture.com.
Orders can be faxed to 812-482-9035 or mailed to:

Indiana Furniture
P.O. Box 270
1224 Mill Street
Jasper, IN 47547-0270

ORDER PROCEDURE

All orders must include purchase order number, billing address, ship-to address and phone number, and any special instructions.

When ordering casegoods or tables, give complete quantity, model number, finish and any other options.

When ordering seating, give complete quantity, model number, finish, fabric and any other options.

Within each series, an example of "How to Order" is illustrated at the beginning of each series section. For further clarification of order procedure, contact Customer Service.

PRICING

All prices shown are suggested retail prices F.O.B. Point of Origin, freight prepaid and allowed to one continental US destination. Prices, specifications and materials are subject to change without notice. Possession and/or distribution of this price list does not in itself constitute an offer to sell. Orders can be received only from authorized Indiana Furniture dealers. Orders will be billed at prices prevailing at time of shipment, unless acknowledged prior to the effective date of the price change, in which case billing will be at the price acknowledged.

ACKNOWLEDGMENT

All orders will be acknowledged promptly, showing how the order was entered, its approximate shipping date and other pertinent information. This acknowledgment is the final agreement between the customer and Indiana Furniture and is the exclusive statement of the terms thereof. Please examine this acknowledgment carefully and advise Indiana Furniture immediately of any discrepancies.

BUYER'S OBLIGATION: RIGHTS OF SELLER

If Indiana Furniture shall at any time doubt Buyer's financial responsibility, Indiana Furniture may decline to make shipments hereunder except upon receipt of cash payment in advance or security or other proof of responsibility satisfactory to Indiana Furniture. If buyer fails in any way to fulfill the terms and conditions set forth herein, Indiana Furniture may defer shipments until such default is corrected. Remedies provided herein shall be in addition to, and not in lieu of other remedies. Buyer agrees to abide by payment terms as listed on invoice. Buyer shall pay all reasonable costs and expenses, including attorney and collection fees, and late fees, incurred by Seller in connection with any amounts due for goods ordered.

CANCELLATIONS AND CHANGES

Due to immediate production on build-to-order items, all orders are considered firm and are not subject to cancellation or change without approval from Indiana Furniture. All approved changes are subject to additional charges and revised lead times.

PRODUCT DESIGN AND SPECIFICATION CHANGES

Indiana Furniture reserves the right to make changes in design and construction or discontinue products without prior notice.

REPAIR CHARGES

Indiana Furniture will only pay repair charges if Customer Service gives prior written authorization. No repair charge will be paid without advance approval at which time you will be issued a repair authorization number that will allow you to invoice Indiana Furniture for the completed work.

WAREHOUSE STORAGE CHARGES

If a shipment is held beyond 14 calendar days at your request, a **.067% per calendar day** (2% per month) storage charge will be assessed. The effective date will be 14 calendar days after the acknowledged ship date. Further, the prices applied to the order will be those in effect at the time of shipment.

DAMAGED MERCHANDISE

The consignee is responsible for filing claims with the carrier for damage and shortages. Claims for both obvious and concealed damage must be filed within 15 calendar days, and the damaged merchandise must not have been moved from the original receiving location. All damaged merchandise, including the cartons and packing materials, must be retained for inspection by either the carrier or by an Indiana Furniture Sales Representative. Indiana Furniture reserves the right to select the most cost effective way to repair or replace the damaged item. Once you have notified the carrier, please contact Customer Service for further assistance.

Obvious Damage/Missing Cartons — Do not refuse merchandise damaged in transit. Indiana Furniture recommends the consignee inspect all merchandise upon arrival. If a shipment is received damaged or short, note all information on carrier's copy and your copy of freight bill and delivery receipt. Notify the delivering carrier and file a claim immediately. Pending the results of your claim, either Indiana Furniture or the carrier will cover 100% of the cost to repair or replace the damaged or missing item.

Concealed Damage — If concealed damage is discovered, notify the delivering carrier at once and request an inspection. This must be done within 15 calendar days of delivery. If the carrier will not perform the inspection, you should prepare an affidavit that you contacted them, noting the time and date, and that they failed to comply with your request. This, along with the other papers in your possession, will support the claim. Pending the results of your claim, the cost to repair or replace the item will be covered 1/3 by the carrier and 2/3 by Indiana Furniture for shipments less than a full truckload and 100% by Indiana Furniture for shipments of full truck loads.

RETURN MERCHANDISE

Merchandise will not be accepted for return without a RGA (Return Goods Authorization) issued by Indiana Furniture. We will consider issuing RGAs for the following reasons:

1. Manufacturing defect (inspected by Indiana Furniture representative)
2. Indiana Furniture order processing error
3. Shipping error
4. Mis-marked cartons
5. Duplicated shipments

If you have any questions as to whether your reason for return qualifies for consideration, please contact your Customer Service Representative. Merchandise must be returned within 60 days of the RGA issued date, or within 60 days upon receipt of replacement product to receive credit. Returns due to mis-marked cartons must also be returned in the original cartoning, with shipping labels intact, to receive credit.

All merchandise being returned must be properly packed and protected to ensure no further damage is incurred during transportation back to an Indiana Furniture facility. Upon receipt, all returned merchandise will be thoroughly inspected and the results compared to the reason for return stated on the RGA. Any discrepancies, such as additional damage, signs of usage, missing parts, etc., will result in an adjustment to the amount of credit issued.

DELIVERY AND FREIGHT CHARGES

All shipments are F.O.B. Point of Origin, Jasper, IN, freight prepaid and allowed dock to dock on 53' trailer. Ownership and responsibility of the merchandise becomes that of the buyer upon delivery to the freight company. Shipments into Alaska, Hawaii, Canada, Mexico, Puerto Rico and other exports are freight prepaid and allowed to port of exit.

Indiana Furniture reserves the right to select the most appropriate carrier and routing on all shipments. Indiana Furniture will attempt to accommodate requests for favored carriers and delivery times. Deliveries requested Monday through Thursday, after 3pm, will be assessed a \$300 per truck after hours fee. Deliveries requested after 3pm on Friday or on weekends, will be assessed a \$600 per truck weekend delivery fee.

Inside delivery and installation services are not included in the pricing shown. Any deviation from dock-to-dock delivery, such as but not limited to, non-dock, residential, or inside delivery must be specified on the order. Should these services be requested or required, all charges incurred will be charged to the "Sold To" of the order.

Shipments totaling less than \$2000 (net value, product only) will be assessed a small order fee of \$200 Net per shipment. This fee will be waived for items shipped via small package carriers.

BIFMA AND ANSI TESTING

Indiana Furniture is a member of the Business and Institutional Furniture Manufacturer's Association (BIFMA). Tests developed by the BIFMA and approved by the American National Standards Institute (ANSI) determine the strength and durability of casegoods and seating in its everyday use. Although this testing does not serve as a warranty or guarantee, Indiana Furniture products within this price list have been tested by an independent verifying body and meet or exceed applicable BIFMA and ANSI standards.

Subject to the limitations set forth in this warranty, Indiana Furniture Industries, Inc. (“**Indiana Furniture**”) warrants to the original purchaser all product in this price list (“**Product**”) to be free from defects in material and workmanship given normal use for a 12-year period from the date of manufacture. During the applicable warranty period, Indiana Furniture, as its sole obligation, will repair or replace (in Indiana Furniture’s sole discretion) any Product, part, or component covered by this warranty and sold after December 6, 2021, which fails under normal use as a result of a defect in material or workmanship. Normal use is defined as the equivalent of a single shift, 40-hour work week. Indiana Furniture will repair or replace the defective Product, part, or component with a comparable Product, part, or component.

Warranty periods are limited for certain Products and parts as follows:

12-year Warranty (from the date of manufacture)

- Seating Mechanisms
- Veneers
- Laminates
- Casters and Glides

7-year Warranty (from the date of shipment)

- Pneumatic Table Lift
- Electric Table Lift

5-year Warranty (from the date of manufacture)

- Triple Play Series
- Electrical Components
- Pneumatic Cylinders
- Textiles, Foam, and Decorative Trim
- Swivel Arm Pads
- Keyboard Kits
- Lighting
- All Height Adjustable Mechanisms

3-year Warranty (from date of shipment)

- Dock 950 Wireless Charger
- Dock 150 Wireless and USB Charger

THIS WARRANTY DOES NOT COVER:

- Damage caused by a carrier or third party
- Normal or routine wear and tear
- Appearance, durability, quality, behavior, colorfastness, or any other attribute of customer’s own materials or any non-standard Indiana Furniture material (including CF Stinson, Maharam, Momentum, Mayer, UltraFabrics, Architex, and other alliance programs) specified by the customer and applied to a Product
- Color, grain or texture of wood, laminate and other covering materials
- Changes in wood or fabric color due to aging or exposure to light

As the manufacturer of the Product, Indiana Furniture stands behind its craftsmanship and pledges to do everything it can to reasonably resolve, as quickly as possible, any problems you may have with the Product within the terms and conditions of this warranty.









If you encounter a defect covered by the foregoing warranty, contact the dealer from whom you purchased the Product. If the dealer is unable to resolve your warranty issues, you should contact Indiana Furniture. Please ensure that you have all of the pertinent facts when contacting the dealer or Indiana Furniture, including the model number and factory order number from the inspection label attached to the Product.

INDIANA FURNITURE IS NOT PROVIDING, AND SPECIFICALLY DISCLAIMS, ANY OTHER WARRANTIES FOR THE PRODUCTS, EXPRESS OR IMPLIED, INCLUDING ANY IMPLIED WARRANTY OF MERCHANTABILITY OR FITNESS FOR A PARTICULAR PURPOSE. INDIANA FURNITURE SHALL NOT BE LIABLE TO THE PURCHASER OR ANY THIRD PARTY FOR CONSEQUENTIAL, INCIDENTAL, INDIRECT, OR SPECIAL DAMAGES, INCLUDING, WITHOUT LIMITATION, DAMAGES ARISING OUT OF OR RESULTING IN ANY MALFUNCTIONS, DELAYS, LOSS OF PROFIT, INTERRUPTION OF BUSINESS, PERSONAL INJURY, BODILY INJURY, DEATH, DISMEMBERMENT, OR PROPERTY DAMAGE.

Indiana Furniture Industries, Inc.
Attn: Customer Service
1224 Mill Street, P.O. Box 270
Jasper, Indiana 47547-0270
800.422.5727
Fax 812.482.9035
custserv@indianafurniture.com

Surface Materials

Wood Finishes and Woodgrain, Solid, and 3D Laminates







					
Beigewood (BW) TFL, HPL, Seating*	Sugar Maple (SM) Veneer, TFL, HPL, Seating	Oak Riftwood (ORW) Veneer*, TFL, HPL, Seating*	Sunglow Walnut (SW) Veneer, Seating	Fawn Oak (FO) Veneer*, Seating*	Weathered Ash (WTA) Veneer*, TFL, HPL, Seating*
					
Smoky Brown Pear (SBP) Veneer, TFL, HPL, Seating*	Asian Night (AS) Veneer, TFL, HPL, Seating	Studio Teak (TK) TFL, HPL, Seating	Pinnacle Walnut (PNW) TFL, HPL, Seating	Tavern Teak (TT) Veneer, Seating*	Harvest Maple (HVM) Veneer, TFL, HPL, Seating*
					
Medium Oak (MO) Veneer*, Seating*	Golden Cherry (GC) Veneer, TFL, HPL, Seating	Legacy Walnut (LW) Veneer, Seating	Artisan Walnut (AW) Veneer, Seating	Shaker Cherry (SKC) Veneer, TFL, HPL, Seating	Select Cherry (SCH) Veneer, TFL, HPL, Seating
					
Williamsburg Cherry (WC) Veneer, TFL, HPL, Seating	Harvest Walnut (HW) Veneer, Seating	Dark Cherry (DC) Veneer, Seating	Mahogany Walnut (MW) Veneer, TFL, HPL, Seating	Columbian Walnut (CO) Veneer, TFL, HPL, Seating	Dark Forest Walnut (DFW) Veneer, Seating*
					
Espresso (EW/EF) Veneer, TFL, HPL, Seating	Designer White (WH) TFL, HPL, Seating	White Sand (WHS) TFL, HPL	Fashion Grey (FHG) TFL, HPL	Pepperdust (PPD) TFL, HPL	Slate Grey (SG) TFL, HPL
					
Black (BL) TFL, HPL, Seating	Pewter Mesh (PTM) HPL (training tables only)	Steel Mesh (STM) HPL (training tables only)	Matte White (WH3) 3D Laminate (Iconic Only)	Concrete (CR3) 3D Laminate (Iconic Only)	Matte Black (BL3) 3D Laminate (Iconic Only)
					
Enamel (ENL) HPL Accent (Iconic Only)	Blush (BSH) HPL Accent (Iconic Only)	First Kiss (FK) HPL Accent (Iconic Only)	Surfin USA (SUS) HPL Accent (Iconic Only)	Summer Vacation (SV) HPL Accent (Iconic Only)	

* Finish is Low Sheen







Frosted & High Gloss Acrylics

				
Frosted (FSTA)	White (WHA)	Wired Mercury (WMA)	Graphite (GPA)	Black (BLA)

Solid Surfaces

					
Snow White (SNW)	Pebble Beach (PE)	Sedona (SE)	Arroyo (AR)	Tundra (TN)	Starry Night (SN)

Metal Options

					
Oyster White (OYST)	Sugar Cookie (SUGC)	Aluminum (ALUM)	Chrome (CHRM)	Mist (MIST)	Black (BLK) / Noir (NOIR)

8% Price Increase Effective Feb 14

Colors represented are high-resolution reproductions and may vary slightly from the actual product. To view color and finish samples, please visit our website or order online at www.indianafurniture.com. Graining and finish colors may vary, yet will continue to complement, across Veneer, HPL, TFL, and Seating products due to the inherent differences of these materials.

Indiana[®] FURNITURE

1224 Mill Street
PO Box 270
Jasper, Indiana 47547-0270

Tel 812.482.5727
Tol 800.422.5727
Fax 812.482.9035
sales@indianafurniture.com
www.indianafurniture.com



Federal Classification: Small Business

8% Price Increase Effective Feb 14