

NEW PRICING FEBRUARY 14

Effective February 14, 2022,
Indiana Furniture will incur
an **8% price increase** on all
models and options.

Tables + Space Division

PRICING EFFECTIVE DECEMBER 6, 2021

Indiana
FURNITURE

Being over a century old hasn't slowed us down! Sure, we are still the reliable, ethical company that was born in southern Indiana, steeped in quality, craftsmanship, and service. But have you seen our latest introductions? We are making a splash with design and challenging the concept of modern offices. Go ahead. Take a look. You know you want to.

Social Responsibility

We've been making wood furniture longer than just about anyone...and we want to be doing so for a long time to come. That's a large part of why we take a stewardship approach to our resources. We believe that environmental sustainability and business profits need not be mutually exclusive. They can and should exist side by side in a mutually beneficial relationship. And for more than a century, we've been showing how it's done.

We've proven our commitment to a sustainable future by supporting the standards and programs that protect our home planet and human health. Whether it's local sourcing, reducing contaminants, implementing wellness and safety programs, or diverting waste from landfills, social responsibility is a part of every decision we make at Indiana Furniture.

One of the surest ways to reduce our impact on the planet is to make and buy things that last. And this one's a natural for us. Our products are made with craftsmanship and attention to detail that are a part of our more than a century-long legacy in wood manufacturing. And our products are backed by our 12-year warranty, which facilitates maintenance, servicing and reassembly.

All of our product lines:

- Are manufactured and assembled in the USA,
- Meet or exceed Indoor Air quality standards*,
- Meet or exceed BIFMA level® Sustainability standards and certification*,
- Conform to the BIFMA Compliance standards*,
- Comply with TSCA Title VI (CARB) standards,
- and can contribute to U.S. Green Building's LEED Program.

To learn more, simply go to www.IndianaFurniture.com/resources.



Ease of Specification

Whether you're looking to specify your office spaces or simply to visualize them in the options and surface materials you are desiring, we make it easy. You can find the entire Indiana Furniture portfolio on the following third-party, space-planning platforms.



* Recently launched or new products may still be in testing; Cush Pillows is currently not BIFMA Compliant due to no available compliance test.

One10 Conference provides a scalable aesthetic with a versatile range of tables that provide solutions for casual to formal meetings that can support individual technology, the sharing of personal technology, or communal technology equipment. From conference tables, meeting tables, TV stands, and Parsons Tables, the collection provides flexibility for tailored applications, virtually anywhere.

CONSTRUCTION

VENEER

- Exposed surfaces feature select grade plain-sliced hardwood veneers in Cherry, Maple, American Black Walnut, or composite veneers. Veneers are carefully selected and matched to assure proper balance and consistency
- Veneer features either our UV Advantage, an ultra-violet finish, or our Catalyzed finish (where noted)

LAMINATE

- High-Pressure Laminates (HPL) are made of woodgrain and solid color laminates fused to particleboard core; each laminate offers lasting beauty, superior resistance to normal wear, and easy maintenance

TOPS

- Tops with the Block Edge are 1½" thick while tops with the Knife Edge are 1¾" thick
- Laminate tops offer 3-ply balanced construction with 1mm PVC edge-banded rims; Veneer tops offer 3-ply balanced construction with 1.5mm wood edge-banded rims
- Credenza tops are ¾" thick, 3-ply balanced construction with 0.5mm wood edge-banded rims on Veneer options and 1mm PVC edge-banded rims on Laminate options
- Veneer accent tops are ¾" thick, 3-ply construction with 0.5mm wood edge-banded rims while Laminate accent tops are ¾" thick, 3-ply construction with 1mm PVC edge-banded rims
- Grain direction runs left-to-right, unless noted
- The Block Edge profile will be used with Block Bases only, while the Knife Edge profile will be used with Blade Bases only



Block Edge Profile

Knife Edge Profile

CHASSIS

- Chassis for storage units are securely fastened using high quality European fastening systems and heavy-duty 16-gauge joining brackets to assure maximum strength
- Parsons Tables are formed with mitered construction to provide a clean aesthetic
- All units ship with heavy-duty, adjustable leveling glides to ensure proper leveling and compensation for uneven floors

DRAWERS

- All drawer fronts are ¾" thick, 3-ply construction with vertical grain direction
- Drawer sides, back, and front are woodgrain vinyl-wrapped ½" thick with ⅛" thick hardboard bottoms
- 5-sided drawer construction allows for easy removal of drawer fronts; All drawer fronts are standard with elegant vertically matched faces
- All drawers feature full extension, progressive action slides with precision steel ball bearings
- Box and file drawers are tested for 100lb capacity
- All suspensions have a limited lifetime warranty

STORAGE

- All hinged doors are soft-close, unless otherwise noted
- One piece hinge and base plate combination
- Soft close hinges reduce stress placed on the cabinet when the door is closed and offers a quiet closure

HOW TO ORDER EXAMPLES

SMALL MEETING TABLES

Single Column Table

	QTY	MODEL NO.	DESCRIPTION	EXAMPLE
TOP	1	95-6060SQV	Finish/Color Power/Data Location	FO OC
BASE	1	95-3630BB	Finish/Color	FO
POWER	1	01-DUOBEZELS		

STANDARD MEETING TABLES

Rectangle Shaped with Center Inlay, Block Edge, and Block Bases

	QTY	MODEL NO.	DESCRIPTION	EXAMPLE
TOP	1	96-60192RTV5	Primary Finish/Color Accent Finish/Color	WTA FHG
BASES	2	96-2428BB	Primary Finish/Color Accent Finish/Color	WTA FHG
	1	96-2428MSL	Primary Finish/Color Accent Finish/Color	WTA FHG
POWER	10	01-DUOS		
	2	01-TRIOS		
	2	LCOMHDMI		

PARSONS TABLES

Parsons Table with Split Top

	QTY	MODEL NO.	DESCRIPTION	EXAMPLE
TABLE	1	95-4296TPST	Finish/Color Power/Data Location	SBP ELR
POWER	2	01-TRIOB		
	2	LCOMHDMI		

STORAGE & ACCESSORIES

Media Credenza

	QTY	MODEL NO.	DESCRIPTION	EXAMPLE
	1	95-1872OMC	Finish/Color	SBP

One10

VENEER (W) OPTIONS ON TOPS, BASES, AND ACCENTS

Veneer features UVAdvantage, an ultra-violet finish, on all exposed surfaces or our Catalyzed finish (where noted), which is a multi-step, finish process that provides years of lasting beauty.

AW	Artisan Walnut	MW	Mahogany Walnut
AS	Asian Night	MO	Medium Oak*
CO	Columbian Walnut	ORW	Oak Riftwood*
DC	Dark Cherry	SCH	Select Cherry
DFW	Dark Forest Walnut	SKC	Shaker Cherry
EW	Espresso	SBP	Smoky Brown Pear
FO	Fawn Oak*	SM	Sugar Maple
GC	Golden Cherry	SW	Sunglow Walnut
HVM	Harvest Maple	TT	Tavern Teak
HW	Harvest Walnut	WTA	Weathered Ash*
LW	Legacy Walnut	WC	Williamsburg Cherry

* Finish is Low Sheen

HPL (P) LAMINATE OPTIONS ON TOPS, BASES, AND ACCENTS

WOODGRAIN

AS	Asian Night	PNW	Pinnacle Walnut
BW	Beigewood	SCH	Select Cherry
CO	Columbian Walnut	SKC	Shaker Cherry
EF	Espresso	SBP	Smoky Brown Pear
GC	Golden Cherry	TK	Studio Teak
HVM	Harvest Maple	SM	Sugar Maple
MW	Mahogany Walnut	WTA	Weathered Ash
ORW	Oak Riftwood	WC	Williamsburg Cherry

SOLID

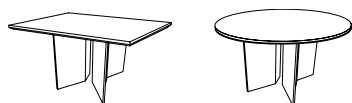
BL	Black*	PPD	Pepperdust*
WH	Designer White	SG	Slate Grey*
FHG	Fashion Grey*	WHS	White Sand*

* Available as Laminate Accent Only.

POWER/DATA UNITS & LOCATIONS

Square & Round Shaped Tops with Blade Bases

Models:



Modules Available (See Unit Info Starting On Page 188):

01-DUOBEZEL	Available in Black (B), Silver (S), or White (W)
01-TRIOBEZEL	Available in Black (B), Silver (S), or White (W)
01-PDUOBEZEL	Available in Black (B), Silver (S), or White (W)
01-PTRIOBEZEL	Available in Black (B), Silver (S), or White (W)

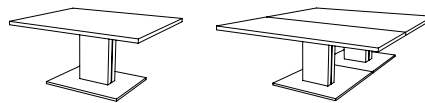
Note: Only one Power/Data Module Per Top.

Power/Data Location:

- All Power/Data Modules will be placed **On Center (OC)** of top.
- Designate "OC" when specifying the top model. Power/Data Module will need to be ordered separately.
- Power/Data Modules specified at the time of order will be routed for field installation.

Square & Rectangular Tops for Single and Dual Column Bases

Models:



Modules Available (See Unit Info Starting On Page 188):

01-DUOBEZEL	Available in Black (B), Silver (S), or White (W)
01-TRIOBEZEL	Available in Black (B), Silver (S), or White (W)

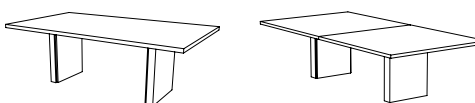
Note: Only one Power/Data Module Per Top. Must Order Two (2) Power/Data Modules for Dual Column Tables.

Power/Data Location:

- All Power/Data Modules will be placed **On Center (OC)** of each top and installed directly over the base.
- Designate "OC" when specifying the top model. Power/Data Module will need to be ordered separately.
- Power/Data Modules specified at the time of order will be routed for field installation.

Rectangular 1 or 2 Piece Tops with Block or Blade Bases

Models:



Modules Available (See Unit Info Starting On Page 188):

Available in Table Surface:

01-DUOBEZEL	Available in Black (B), Silver (S), or White (W)
01-TRIOBEZEL	Available in Black (B), Silver (S), or White (W)
01-PDUOBEZEL	Available in Black (B), Silver (S), or White (W)
01-PTRIOBEZEL	Available in Black (B), Silver (S), or White (W)

Available Under Table Surface:

01-DUO	Available in Black (B), Silver (S), or White (W)
01-TRIO	Available in Black (B), Silver (S), or White (W)
01-PDUO	Available in Black (B), Silver (S), or White (W)
01-PTRIO	Available in Black (B), Silver (S), or White (W)

Power/Data Location:

- Power/Data Modules specified at the time of order will be routed for field installation.
- Modules to be mounted under the table surface may be placed anywhere during field installation - No need to specify location when ordering top.

E1	29" Off One End
ELR	29" Off Each End
OC	On Center
OCELR	29" Off Each End and On Center

OCELR Not Available on Tables 96"W or Less

Rectangular, Boat, and View Shaped Tops with Center Channel or Center Inlay

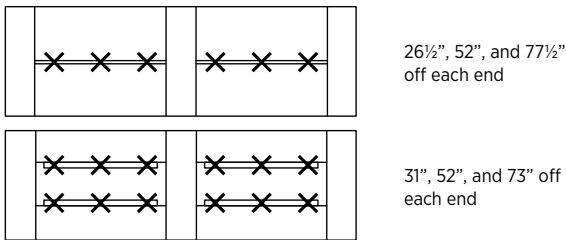
Modules Available (See Unit Info Starting On Page 188):

- 01-DUO Available in Black (B), Silver (S), or White (W)
- 01-TRIO Available in Black (B), Silver (S), or White (W)

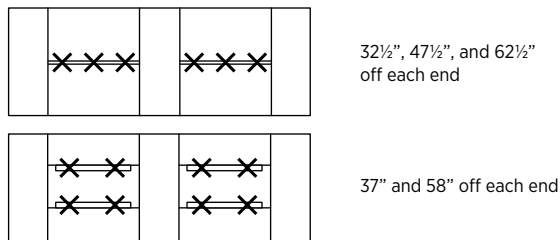
Power/Data Location:

- All troughs, included as standard with the tops, have pre-drilled peck-hole locations from the bottom side of the trough for easy field installation. No need to specify location when ordering top.
- Desired Power/Data Modules will need to be ordered separately.
- Field install Power/Data Modules by selecting any or all of the desired pre-marked locations and drill the hole through.

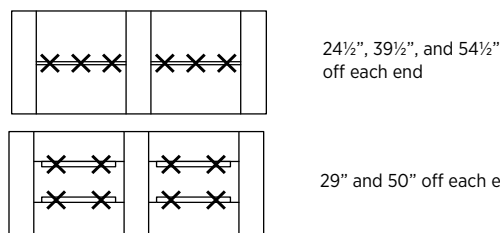
Locations For: 48"x192" & 60"x192" Models with Center Channel/Inlay



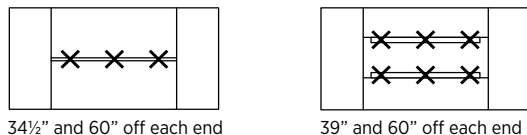
Locations For: 48"x168" & 60"x168" Models with Center Channel/Inlay



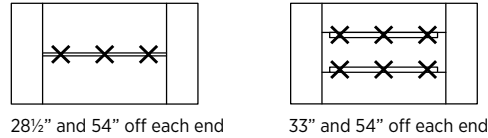
Locations For: 48"x144" & 60"x144" Models with Center Channel/Inlay



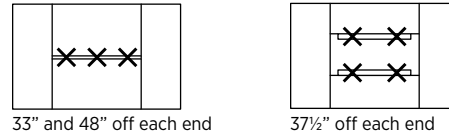
Locations For: 48"x120" & 60"x120" Models with Center Channel/Inlay



Locations For: 48"x108" & 60"x108" Models with Center Channel/Inlay

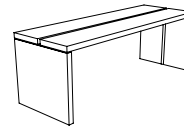


Locations For: 48"x96" & 60"x96" Models with Center Channel/Inlay



Parsons Tables with Split Top

Models:



Modules Available (See Unit Info Starting On Page 188):

- 01-DUO Available in Black (B), Silver (S), or White (W)
- 01-TRIO Available in Black (B), Silver (S), or White (W)
- 01-PDUO Available in Black (B), Silver (S), or White (W)
- 01-PTRIO Available in Black (B), Silver (S), or White (W)

Power/Data Location:

- Power/Data Module will need to be ordered separately and per the quantity for the desired location needs listed below.
- Power/Data Modules specified at the time of order will be routed for field installation.

Locations & Quantity For: 120" Parsons Tables with Split Top

QTY	CODE	LOCATION
1	OC	On Center at 60"
2	ELR	40" Off Each End
3	OCELR	30" Off Each End and On Center

Locations & Quantity For: 96" Parsons Tables with Split Top

QTY	CODE	LOCATION
1	OC	On Center at 48"
2	ELR	32" Off Each End
3	OCELR	24" Off Each End and On Center

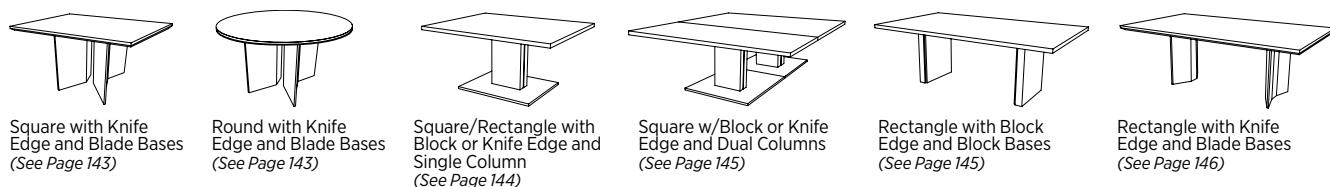
Locations & Quantity For: 72" Parsons Tables with Split Top

QTY	CODE	LOCATION
1	OC	On Center at 36"
2	ELR	24" Off Each End
3	OCELR	18" Off Each End and On Center

CERTIFICATIONS & SUSTAINABILITY

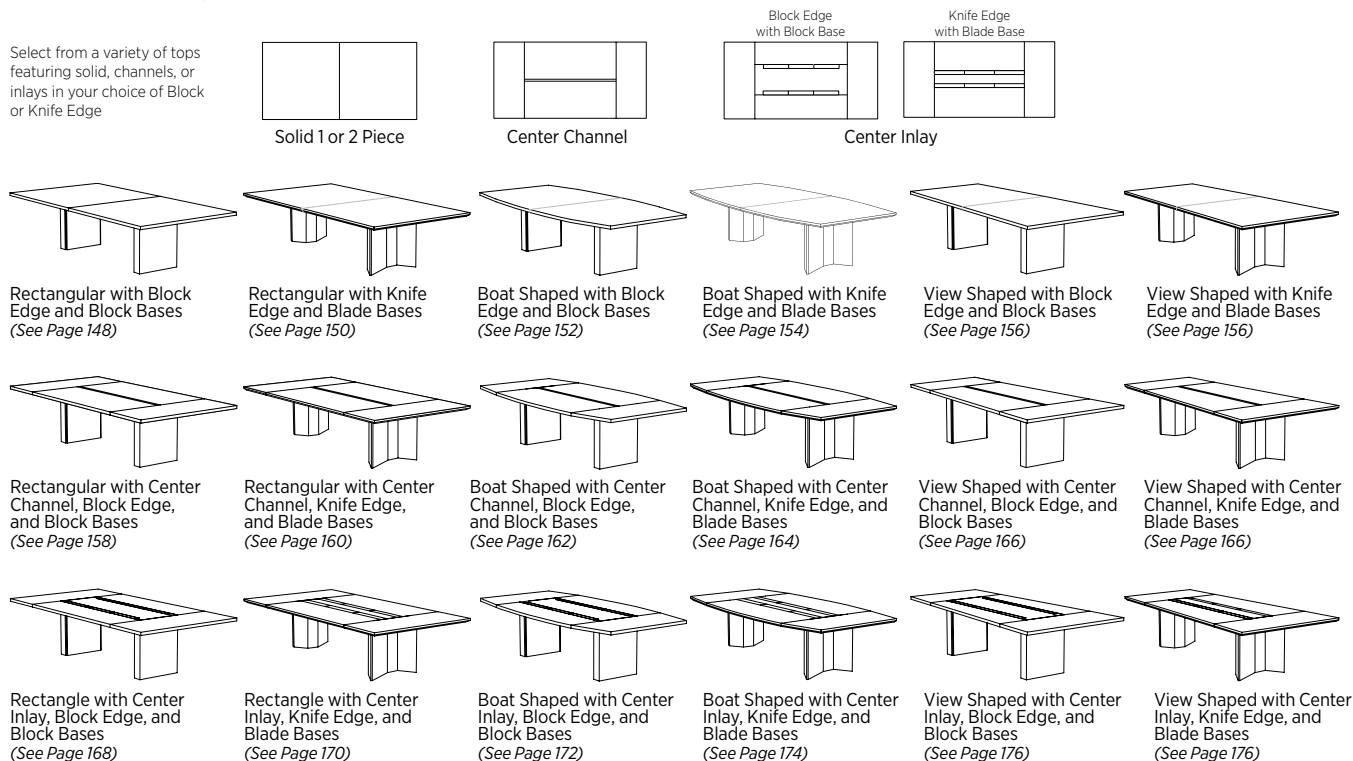
- ETL Environmental Certification
- BIFMA level® Certified
- BIFMA Compliant® Certified
- TSCA Title VI (formerly CARB) Compliance
- US Green Building's LEED® Contribution

Small Meeting Tables

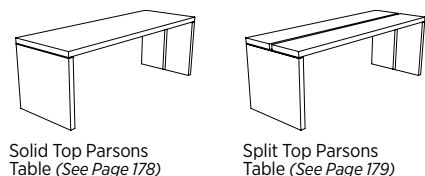


Standard Meeting Tables

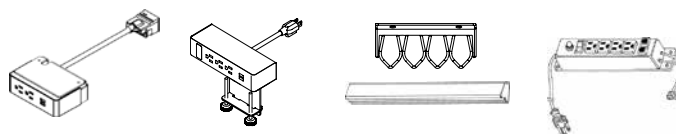
Select from a variety of tops featuring solid, channels, or inlays in your choice of Block or Knife Edge



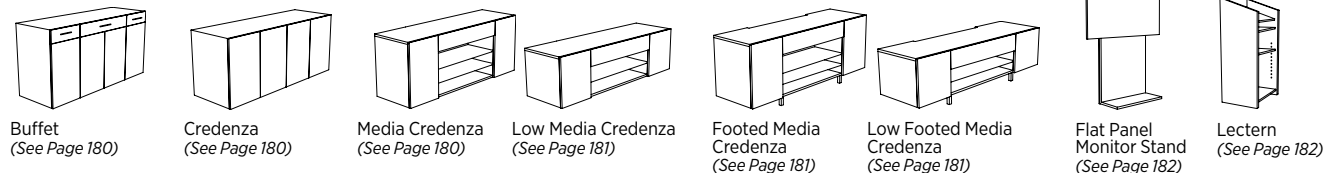
Parsons Tables



Wire Management & Power/Data Accessories (Starting on Page 182)



Storage & Accessories



Item	Model No.		W	D	H	Ship Wt	Cubic Ft	List Price
SMALL MEETING TABLES	96-6060SQK	HPL	60	60	1¾	143	8.4	P\$ 1823
	95-6060SQK	Veneer						W\$ 2613
SQUARE TOP BLADE BASE SET KNIFE EDGE	96-5454SQK	HPL	54	54	1¾	114	6.8	P\$ 1672
	95-5454SQK	Veneer						W\$ 2395
	96-4848SQK	HPL	48	48	1¾	90	5.5	P\$ 1449
	95-4848SQK	Veneer						W\$ 2141



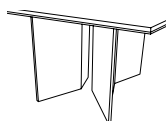
Description

- Veneer Tops Feature UV Finish on 48"D and Catalyzed Finish on 54"D and 60"D
- Requires One (1) Blade Base Set; Sold Separately, See Below
- Outer Panel can be Specified in a Contrasting Finish/Color from Top Finish/Color
- Power and Data Options Available; Sold Separately, Starting on Page 182; Unit Will Be Routed On Center

Must Specify (in this order):

- Model #
- Finish/Color
- Power/Data Location

BLADE BASE SET




Blade Base Set with Stretchers - Requires One (1) Set

96-2711BL	HPL	27	10½	28	45	1.9	P\$ 3154
95-2711BL	Veneer						W\$ 3966

Must Specify (in this order):

- Model #
- Finish/Color

Item	Model No.		W	D	H	Ship Wt	Cubic Ft	List Price
SMALL MEETING TABLES	96-6060CTK	HPL	60	60	1¾	143	8.4	P\$ 1827
	95-6060CTK	Veneer						W\$ 2661
ROUND TOP BLADE BASE SET KNIFE EDGE	96-5454CTK	HPL	54	54	1¾	114	6.8	P\$ 1678
	95-5454CTK	Veneer						W\$ 2446
	96-4848CTK	HPL	48	48	1¾	90	5.5	P\$ 1460
	95-4848CTK	Veneer						W\$ 2183



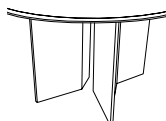
Description

- Veneer Tops Feature UV Finish on 48"D and Catalyzed Finish on 54"D and 60"D
- Requires One (1) Blade Base Set; Sold Separately, See Below
- Outer Panel can be Specified in a Contrasting Finish/Color from Top Finish/Color
- Power and Data Options Available; Sold Separately, Starting on Page 182; Unit Will Be Routed On Center

Must Specify (in this order):

- Model #
- Finish/Color
- Power/Data Location

BLADE BASE SET



Blade Base Set with Stretchers

96-2711BL	HPL	27	10½	28	45	1.9	P\$ 3154
95-2711BL	Veneer						W\$ 3966

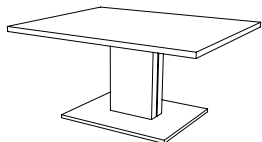
Must Specify (in this order):

- Model #
- Finish/Color

P = HPL W = Veneer

For ordering options, see overview at the beginning of this section.

Item	Model No.		W	D	H	Ship Wt	Cubic Ft	List Price	
SMALL MEETING TABLES									
Block Edge									
<i>Square Tops</i>									
SQUARE/RECTANGULAR 1 PIECE TOP SEATING OR STANDING HEIGHT SINGLE COLUMN BASE BLOCK OR KNIFE EDGE	96-6060SQV	HPL	60	60	1½	143	8.4	P\$ 1565	
	95-6060SQV	Veneer						W\$ 2083	
	96-5454SQV	HPL	54	54	1½	114	6.8	P\$ 1436	
	95-5454SQV	Veneer						W\$ 1858	
	96-4848SQV	HPL	48	48	1½	90	5.5	P\$ 1246	
	95-4848SQV	Veneer						W\$ 1552	
	<i>Rectangular Tops</i>								
		96-4896RTVBB	HPL	48	96	1½	205	17.7	P\$ 1578
		95-4896RTVBB	Veneer						W\$ 2164
		96-4884RTV	HPL	48	84	1½	158	9.3	P\$ 1531
	95-4884RTV	Veneer						W\$ 1945	
	96-4872RTV	HPL	48	72	1½	135	8.1	P\$ 1459	
	95-4872RTV	Veneer						W\$ 1733	
	96-4860RTV	HPL	48	60	1½	112	6.8	P\$ 1389	
	95-4860RTV	Veneer						W\$ 1548	
Knife Edge									
<i>Square Tops</i>									
	96-6060SQK	HPL	60	60	1⅜	143	8.4	P\$ 1823	
	95-6060SQK	Veneer						W\$ 2613	
	96-5454SQK	HPL	54	54	1⅜	114	6.8	P\$ 1672	
	95-5454SQK	Veneer						W\$ 2395	
	96-4848SQK	HPL	48	48	1⅜	90	5.5	P\$ 1449	
	95-4848SQK	Veneer						W\$ 2141	
<i>Rectangular Tops</i>									
	96-4896RTKBB	HPL	48	96	1⅜	180	11.4	P\$ 1866	
	95-4896RTKBB	Veneer						W\$ 2562	
	96-4884RTKBB	HPL	48	84	1⅜	158	10.0	P\$ 1809	
	95-4884RTKBB	Veneer						W\$ 2274	
	96-4872RTKBB	HPL	48	72	1⅜	135	8.1	P\$ 1724	
	95-4872RTKBB	Veneer						W\$ 2027	
	96-4860RTKBB	HPL	48	60	1⅜	112	6.8	P\$ 1648	
	95-4860RTKBB	Veneer						W\$ 1821	



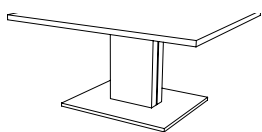
Must Specify (in this order):

- Model #
- Finish/Color
- Power/Data Location

Description

- All Models Feature a 1-piece, 1⅜" Thick Top
- Veneer Tops Feature UV Finish on 48"D and Catalyzed Finish on 54"D and 60"D
- Metal Frame Column Bases For Seated Height or Standing Height Tables; Sold Separately, See Below
- Power and Data Options Available; Sold Separately, Starting on Page 182; Unit Will Be Routed On Center

METAL FRAME COLUMN BASES



Bases for Tables ≤72"D								
	96-3630TBB	42" Standing Height	36	30	40	178	30.4	P\$ 2348
	95-3630TBB							W\$ 2754
	96-3630BB	30" Seated Height	36	30	28	168	26.2	P\$ 2223
	95-3630BB							W\$ 2449
Bases for Tables >84"D								
	96-6030TBB	42" Standing Height	60	30	40	257	49.5	P\$ 3051
	95-6030TBB							W\$ 3421
	96-6030BB	30" Seated Height	60	30	28	211	35.7	P\$ 2946
	95-6030BB							W\$ 3170

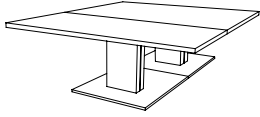
Description

- Aluminum Base Platform and Aluminum Detail Continues Up the Column for Design Appeal
- Column Accommodates Wire Management with Removable Panel for Power and Data
- Adjustable Levelers

P = HPL W = Veneer

For ordering options, see overview at the beginning of this section.

Item	Model No.		W	D	H	Ship Wt	Cubic Ft	List Price	
SMALL MEETING TABLES									
Block Edge - 2 Piece Top									
SQUARE SHAPED 2 PIECE TOP SEATING OR STANDING HEIGHT DUAL COLUMN BASE BLOCK OR KNIFE EDGE	96-9696SQV	HPL	96	96	1½	379	21.2	P\$ 3812	
	95-9696SQV	Veneer						W\$ 3956	
	96-8484SQV	HPL	84	84	1½	294	21.2	P\$ 3509	
	95-8484SQV	Veneer						W\$ 3642	
	Knife Edge - 2 Piece Top								
	96-9696SQK	HPL	96	96	1⅝	287	21.2	P\$ 3956	
	95-9696SQK	Veneer						W\$ 5225	
	96-8484SQK	HPL	84	84	1⅝	224	21.2	P\$ 3642	
	95-8484SQK	Veneer						W\$ 4779	



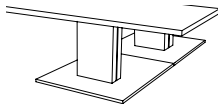
Must Specify (in this order):

- Model #
- Finish/Color
- Power/Data Location

Description

- All Models Feature a 2-piece, 1½" Thick Top
- Veneer Tops Feature Catalyzed Finish
- Requires Two (2) Metal Frame Column Bases For Seated Height or Standing Height Tables; Sold Separately, See Below
- Power and Data Options Available; Sold Separately, Starting on Page 182; If Ordering, Must Order Two (2) as Units Will Be Routed On Center of Each Top, Directly Above the Bases

METAL FRAME COLUMN BASES



Two (2) Bases Required								
96-6030TBB	42" Standing Height		60	30	40	257	49.5	P\$ 3051
								W\$ 3421
96-6030BB	30" Seated Height		60	30	28	211	35.7	P\$ 2946
								W\$ 3170

Description

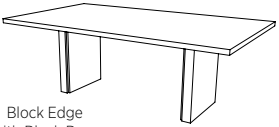
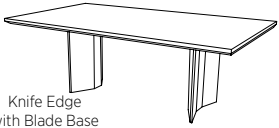


- Two (2) Bases Required
- Aluminum Base Platform and Aluminum Detail Continues Up the Column for Design Appeal
- Column Accommodates Wire Management with Removable Panel for Power and Data
- Adjustable Levelers

Must Specify (in this order):

- Model #
- Finish/Color

P = HPL W = Veneer

For ordering options, see overview at the beginning of this section.

Item	Model No.		W	D	H	Ship Wt	Cubic Ft	List Price		
SMALL MEETING TABLES										
Block Edge (Use with Block Base Only)										
<i>48"W Tops</i>										
RECTANGULAR SHAPE 1 PIECE TOP BLOCK EDGE W/BLOCK BASE OR KNIFE EDGE W/BLADE BASE  Block Edge with Block Base  Knife Edge with Blade Base  	96-4884RTV	HPL	48	84	1½	158	9.3	P\$	1531	
	95-4884RTV	Veneer						W\$	1945	
	96-4872RTV	HPL	48	72	1½	135	8.1	P\$	1459	
	95-4872RTV	Veneer						W\$	1733	
	<i>42"W Tops</i>									
	96-4296RTV	HPL	42	96	1½	158	9.1	P\$	1459	
	95-4296RTV	Veneer						W\$	2034	
	96-4284RTV	HPL	42	84	1½	138	8.1	P\$	1398	
	95-4284RTV	Veneer						W\$	1920	
	96-4272RTV	HPL	42	72	1½	119	7.1	P\$	1334	
	95-4272RTV	Veneer						W\$	1564	
	<i>36"W Tops</i>									
96-3696RTV	HPL	36	96	1½	135	8.1	P\$	1402		
95-3696RTV	Veneer						W\$	1869		
96-3684RTV	HPL	36	84	1½	119	7.1	P\$	1348		
95-3684RTV	Veneer						W\$	1633		
96-3672RTV	HPL	36	72	1½	102	6.2	P\$	1314		
95-3672RTV	Veneer						W\$	1482		
Knife Edge (Use with Blade Base Only)										
<i>48"W Tops</i>										
96-4884RTK	HPL	48	84	1⅝	158	9.3	P\$	3334		
95-4884RTK	Veneer						W\$	4335		
96-4872RTK	HPL	48	72	1⅝	135	8.1	P\$	3159		
95-4872RTK	Veneer						W\$	3870		
<i>42"W Tops</i>										
96-4296RTK	HPL	42	96	1⅝	158	9.1	P\$	3545		
95-4296RTK	Veneer						W\$	4518		
96-4284RTK	HPL	42	84	1⅝	138	8.1	P\$	3196		
95-4284RTK	Veneer						W\$	4123		
96-4272RTK	HPL	42	72	1⅝	119	7.1	P\$	3026		
95-4272RTK	Veneer						W\$	3833		
<i>36"W Tops</i>										
96-3696RTK	HPL	36	96	1⅝	135	8.1	P\$	3427		
95-3696RTK	Veneer						W\$	4437		
96-3684RTK	HPL	36	84	1⅝	119	7.1	P\$	3116		
95-3684RTK	Veneer						W\$	3978		
96-3672RTK	HPL	36	72	1⅝	102	6.2	P\$	2958		
95-3672RTK	Veneer						W\$	3741		

Must Specify (in this order):

- Model #
- Finish/Color
- Power/Data Location

Continued on next page.

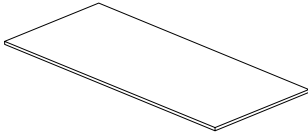
P = HPL W = Veneer C = Combination of Wood/Laminate

For ordering options, see overview at the beginning of this section.

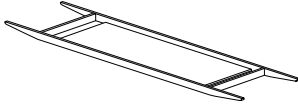
Item	Model No.	W	D	H	Ship Wt	Cubic Ft	List Price
------	-----------	---	---	---	---------	----------	------------

Continued from
Previous Page

What You Get:



Top

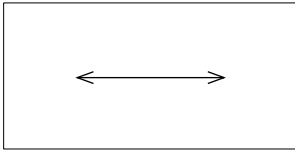


Trough
(on Knife Edge with Blade Bases Only)

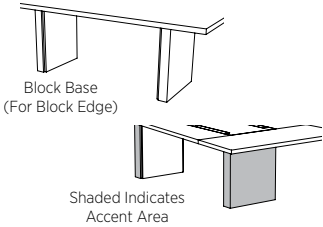
Description

- 1½" Thick Rectangular Top with Block Edge or 1¾" Thick Rectangular Top with Knife Edge
- All Models Feature a 1 Piece Top
- Veneer Tops Feature Catalyzed Finish
- Requires Two (2) Block Bases (Block Edge Only) or Blade Bases (Knife Edge Only); Sold Separately, See Below
- Block Bases Require Stretcher Rails; Sold Separately, See Below
- Blade Bases come with Trough to Reinforce and Support Top
- Power and Data Options Available; Sold Separately, Starting on Page 182; See Locations on Page 140
- Assembly Required

Top Grain Direction



BASES & STRETCHERS

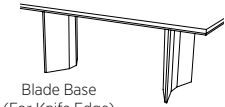


Block Base
(For Block Edge)

Shaded Indicates
Accent Area

Must Specify (in this order):

- Standard Base Model #
- Stretchers (If needed)
- Primary Finish/Color
- Accent Material
- Accent Finish/Color



Blade Base
(For Knife Edge)

Must Specify (in this order):

- Standard Base Model #
- Stretchers (If needed)
- Primary Finish/Color

Block Bases; Must Order - Two (2) Required								
96-2228BB	HPL	22	5¼	28	45	1.9	P\$	1159
95-2228BB	Veneer						W\$	1592
95-2228BB	Veneer/HPL						C\$	1806
Stretcher Sets For Block Bases; Must Order - One (1) Set Required								
<i>For 96"D Tables</i>								
96-0496STR	HPL	54¾	¾	4⅝	9.2	0.5	P\$	562
95-0496STR	Veneer						W\$	676
<i>For 84"D Tables</i>								
96-0484STR	HPL	42¾	¾	4⅝	7.2	0.4	P\$	501
95-0484STR	Veneer						W\$	599
<i>For 72"D Tables</i>								
96-0472STR	HPL	30¾	¾	4⅝	5.2	0.3	P\$	467
95-0472STR	Veneer						W\$	544

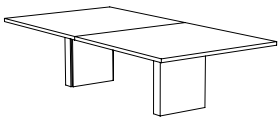

Blade Bases; Must Order - Two (2) Required								
96-2828BD	HPL	28	10½	28	52	2.4	P\$	1007
95-2828BD	Veneer						W\$	1386

Description

- All Tables with a Block Edge Require Two (2) Block Bases and One (1) Set of Stretchers; All Tables with a Knife Edge Require Two (2) Blade Bases
- Bases are Constructed with Removable Interior Panel for Wire Management Installation
- Outer Panel can be Specified in a Contrasting Finish/Color from Top Finish/Color
- Adjustable Glides Included

P = HPL W = Veneer C = Combination of Wood/Laminate

For ordering options, see overview at the beginning of this section.

Item	Model No.		W	D	H	Ship Wt	Cubic Ft	List Price	
STANDARD TABLES		60"D Tops							
		<i>192"W: 2 Piece Top</i>							
RECTANGULAR SHAPE 1 OR 2 PIECE TOP BLOCK EDGE BLOCK BASE	96-60192RTV	HPL	192	60	1½	482	28.2	P\$ 7239	
	95-60192RTV	Veneer						W\$ 7847	
		<i>168"W: 2 Piece Top</i>							
	96-60168RTV	HPL	168	60	1½	449	24.8	P\$ 6736	
	95-60168RTV	Veneer						W\$ 7266	
		<i>144"W: 2 Piece Top</i>							
	96-60144RTV	HPL	144	60	1½	388	21.4	P\$ 5638	
	95-60144RTV	Veneer						W\$ 6775	
		<i>120"W: 2 Piece Top</i>							
	96-60120RTV	HPL	120	60	1½	332	18.0	P\$ 4750	
	95-60120RTV	Veneer						W\$ 5594	
		<i>108"W: 1 Piece Top</i>							
	96-60108RTV	HPL	108	60	1½	301	16.3	P\$ 4154	
	95-60108RTV	Veneer						W\$ 5526	
		<i>96"W: 1 Piece Top</i>							
	96-6096RTV	HPL	96	60	1½	262	14.6	P\$ 3848	
	95-6096RTV	Veneer						W\$ 4598	
		48"D Tops							
		<i>192"W: 2 Piece Top</i>							
	96-48192RTV	HPL	192	48	1½	426	22.7	P\$ 6102	
	95-48192RTV	Veneer						W\$ 7089	
		<i>168"W: 2 Piece Top</i>							
	96-48168RTV	HPL	168	48	1½	368	19.9	P\$ 5799	
	95-48168RTV	Veneer						W\$ 6654	
		<i>144"W: 2 Piece Top</i>							
Rectangular 1 or 2-Piece Top available with a Knife Edge and coordinating Blade Base.	96-48144RTV	HPL	144	48	1½	318	17.1	P\$ 4769	
	95-48144RTV	Veneer						W\$ 6162	
		<i>120"W: 2 Piece Top</i>							
	96-48120RTV	HPL	120	48	1½	269	14.3	P\$ 4112	
	95-48120RTV	Veneer						W\$ 4837	
		<i>108"W: 1 Piece Top</i>							
	96-48108RTV	HPL	108	48	1½	234	12.9	P\$ 3833	
	95-48108RTV	Veneer						W\$ 4623	
		<i>96"W: 1 Piece Top</i>							
	96-4896RTV	HPL	96	48	1½	205	11.5	P\$ 3006	
	95-4896RTV	Veneer						W\$ 4001	

Must Specify (in this order):

- Model #
- Finish/Color
- Power/Data Location

Rectangular 1 or 2-Piece Top available with a Knife Edge and coordinating Blade Base.

See Pages 150 to 151.

Continued on next page.

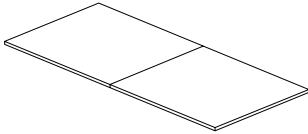
P = HPL W = Veneer

For ordering options, see overview at the beginning of this section.

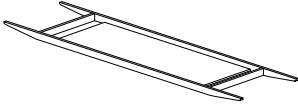
Item	Model No.	W	D	H	Ship Wt	Cubic Ft	List Price
------	-----------	---	---	---	---------	----------	------------

Continued from
Previous Page

What You Get:



Top

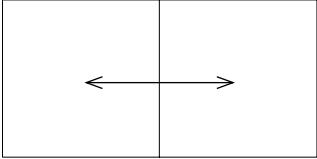


Trough

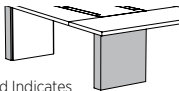
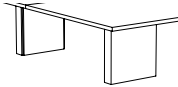
Description

- 1½" Thick Rectangular Top with Block Edge
- Veneer Tops Feature UV Finish on 48"D and Catalyzed Finish on 60"D
- Trough Reinforces and Supports Top
- Requires Two (2) Block Bases; Tables 144"W or Larger Also Require Middle Block Base; Sold Separately, See Below
- Power and Data Options Available; Sold Separately, Starting on Page 182; See Locations on Page 140
- Assembly Required

Top Grain Direction



BLOCK BASES



Shaded Indicates
Accent Area

Block Base Options; Must Order							
<i>Standard Block Base - Two (2) Required</i>							
96-2428BB	HPL	24	6	28	52	2.4	P\$ 1234
95-2428BB	Veneer						W\$ 1695
95-2428BB	Veneer/HPL						C\$ 1898
<i>Middle Block Base - Required for Tops 144"W or Larger</i>							
96-2428MSL	HPL	24	7½	28	72	2.8	P\$ 1507
95-2428MSL	Veneer						W\$ 1960
95-2428MSL	Veneer/HPL						C\$ 2232

Description

- All Tops Require Two (2) Block Bases; Tables 144"W or Larger Also Require Middle Block Base
- Bases are Constructed with Removable Interior Panel for Wire Management Installation
- Outer Panel can be Specified in a Contrasting Finish/Color from Top Finish/Color
- Adjustable Glides Included



Must Specify (in this order):

- Standard Base Model #
- Primary Finish/Color
- Accent Material
- Accent Finish/Color
- Middle Base Model # (If needed)
- Middle Base Primary Finish/Color
- Middle Base Accent Material
- Middle Base Accent Finish/Color

P = HPL W = Veneer C = Combination of Wood/Laminate

For ordering options, see overview at the beginning of this section.

8% Price Increase Effective Feb 14

Item	Model No.		W	D	H	Ship Wt	Cubic Ft	List Price	
STANDARD TABLES		60"D Tops							
		<i>192"W: 2 Piece Top</i>							
RECTANGULAR SHAPE 1 OR 2 PIECE TOP KNIFE EDGE BLADE BASE	96-60192RTK	HPL	192	60	1 3/16	482	28.2	P\$ 8109	
	95-60192RTK	Veneer						W\$ 8789	
		<i>168"W: 2 Piece Top</i>							
	96-60168RTK	HPL	168	60	1 3/16	449	24.8	P\$ 7543	
	95-60168RTK	Veneer						W\$ 8138	
		<i>144"W: 2 Piece Top</i>							
	96-60144RTK	HPL	144	60	1 3/16	388	21.4	P\$ 6314	
	95-60144RTK	Veneer						W\$ 7589	
		<i>120"W: 2 Piece Top</i>							
	96-60120RTK	HPL	120	60	1 3/16	332	18.0	P\$ 5320	
	95-60120RTK	Veneer						W\$ 6266	
		<i>108"W: 1 Piece Top</i>							
	96-60108RTK	HPL	108	60	1 3/16	301	16.3	P\$ 4653	
	95-60108RTK	Veneer						W\$ 6192	
		<i>96"W: 1 Piece Top</i>							
	96-6096RTK	HPL	96	60	1 3/16	262	14.6	P\$ 4311	
	95-6096RTK	Veneer						W\$ 5149	
		48"D Tops							
		<i>192"W: 2 Piece Top</i>							
	96-48192RTK	HPL	192	48	1 3/16	426	22.7	P\$ 6833	
	95-48192RTK	Veneer						W\$ 7940	
		<i>168"W: 2 Piece Top</i>							
	96-48168RTK	HPL	168	48	1 3/16	368	19.9	P\$ 6495	
	95-48168RTK	Veneer						W\$ 7453	
		<i>144"W: 2 Piece Top</i>							
Rectangular 1 or 2-Piece Top available with a Block Edge and coordinating Block Base.	96-48144RTK	HPL	144	48	1 3/16	318	17.1	P\$ 5342	
	95-48144RTK	Veneer						W\$ 6900	
		<i>120"W: 2 Piece Top</i>							
	96-48120RTK	HPL	120	48	1 3/16	269	14.3	P\$ 4607	
	95-48120RTK	Veneer						W\$ 5418	
		<i>108"W: 1 Piece Top</i>							
	96-48108RTK	HPL	108	48	1 3/16	234	12.9	P\$ 4293	
	95-48108RTK	Veneer						W\$ 5179	
		<i>96"W: 1 Piece Top</i>							
	96-4896RTK	HPL	96	48	1 3/16	205	11.5	P\$ 3366	
	95-4896RTK	Veneer						W\$ 4484	

Must Specify (in this order):

- Model #
- Finish/Color
- Power/Data Location

Rectangular 1 or 2-Piece
Top available with a
Block Edge and
coordinating Block Base.

See Pages 148 to 147.

Continued on next page.

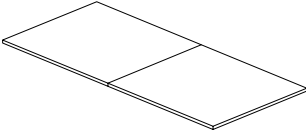
P = HPL W = Veneer

For ordering options, see overview at the beginning of this section.

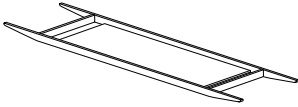
Item	Model No.	W	D	H	Ship Wt	Cubic Ft	List Price
------	-----------	---	---	---	---------	----------	------------

Continued from
Previous Page

What You Get:



Top

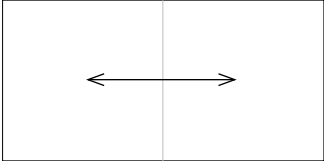


Trough

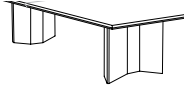
Description

- 1 $\frac{3}{16}$ " Rectangular Top with Knife Edge
- Veneer Tops Feature UV Finish on 48"D and Catalyzed Finish on 60"D
- Trough Reinforces and Supports Top
- Requires Two (2) Blade Bases; Tables 144"W or Larger Also Require Middle Blade Base; Sold Separately, See Below
- Power and Data Options Available; Sold Separately, Starting on Page 182; See Locations on Page 140
- Assembly Required

Top Grain Direction



BLADE BASES



Blade Base Options; Must Order							
<i>Standard Blade Base - Two (2) Required</i>							
96-2828BD	HPL	28	10 $\frac{1}{2}$	28	52	2.4	P\$ 1007
95-2828BD	Veneer						W\$ 1386
<i>Middle Blade Base - Required for Tops 144"W or Larger</i>							
96-2818MBD	Aluminum	18	3 $\frac{3}{8}$	28	72	2.8	\$ 1333
95-2818MBD	Aluminum						\$ 1333

Description

- All Tops Require Two (2) Blade Bases; Tables 144"W or Larger Also Require Middle Blade Base
- Bases are Constructed with Removable Interior Aluminum Panel for Wire Management Installation
- Aluminum Middle Blade Base Features Two (2) Aluminum Doors for Wire Management
- Outer Panel of Standard Blade Base can be Specified in a Contrasting Finish/Color from Top Finish/Color
- Adjustable Glides Included

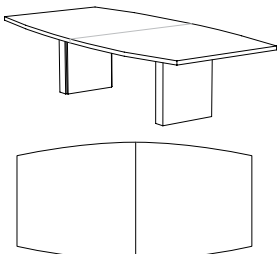
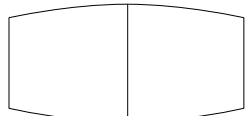
Must Specify (in this order):

- Standard Base Model #
- Primary Finish/Color
- Middle Base Model # (If needed)

P = HPL W = Veneer C = Combination of Wood/Laminate

For ordering options, see overview at the beginning of this section.

8% Price Increase Effective Feb 14

Item	Model No.		W	D	H	Ship Wt	Cubic Ft	List Price	
STANDARD TABLES		60"D Tops							
		<i>192"W: 2 Piece Top</i>							
BOAT SHAPED 1 OR 2 PIECE TOP BLOCK EDGE BLOCK BASE	96-60192BTV	HPL	192	60 - 48	1½	482	28.2	P\$ 7602	
	95-60192BTV	Veneer						W\$ 8475	
		<i>168"W: 2 Piece Top</i>							
	96-60168BTV	HPL	168	60 - 48	1½	449	24.8	P\$ 7073	
	95-60168BTV	Veneer						W\$ 7847	
		<i>144"W: 2 Piece Top</i>							
	96-60144BTV	HPL	144	60 - 48	1½	388	21.4	P\$ 5921	
	95-60144BTV	Veneer						W\$ 7318	
		<i>120"W: 2 Piece Top</i>							
	96-60120BTV	HPL	120	60 - 48	1½	332	18.0	P\$ 4985	
	95-60120BTV	Veneer						W\$ 5872	
		<i>108"W: 1 Piece Top</i>							
	96-60108BTV	HPL	108	60 - 48	1½	301	16.3	P\$ 4361	
	95-60108BTV	Veneer						W\$ 5804	
		<i>96"W: 1 Piece Top</i>							
	96-6096BTV	HPL	96	60 - 48	1½	262	14.6	P\$ 4040	
	95-6096BTV	Veneer						W\$ 4828	
		48"D Tops							
		<i>192"W: 2 Piece Top</i>							
	96-48192BTV	HPL	192	48 - 36	1½	426	22.7	P\$ 6408	
	95-48192BTV	Veneer						W\$ 7443	
		<i>168"W: 2 Piece Top</i>							
	96-48168BTV	HPL	168	48 - 36	1½	368	19.9	P\$ 6087	
	95-48168BTV	Veneer						W\$ 6989	
		<i>144"W: 2 Piece Top</i>							
Boat-Shaped 1 or 2-Piece Top available with a Knife Edge and coordinating Blade Base.	96-48144BTV	HPL	144	48 - 36	1½	318	17.1	P\$ 5009	
	95-48144BTV	Veneer						W\$ 6471	
		<i>120"W: 2 Piece Top</i>							
	96-48120BTV	HPL	120	48 - 36	1½	269	14.3	P\$ 4318	
	95-48120BTV	Veneer						W\$ 5080	
		<i>108"W: 1 Piece Top</i>							
	96-48108BTV	HPL	108	48 - 36	1½	234	12.9	P\$ 4026	
	95-48108BTV	Veneer						W\$ 4855	
		<i>96"W: 1 Piece Top</i>							
	96-4896BTV	HPL	96	48 - 36	1½	205	11.5	P\$ 3156	
	95-4896BTV	Veneer						W\$ 4203	

Must Specify (in this order):

- Model #
- Finish/Color
- Power/Data Location

Boat-Shaped 1 or 2-Piece Top available with a Knife Edge and coordinating Blade Base.

See Pages 154 to 155.

Continued on next page.

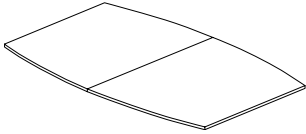
P = HPL W = Veneer

For ordering options, see overview at the beginning of this section.

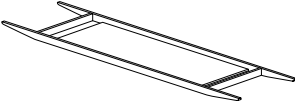
Item	Model No.	W	D	H	Ship Wt	Cubic Ft	List Price
------	-----------	---	---	---	---------	----------	------------

Continued from
Previous Page

What You Get:



Top

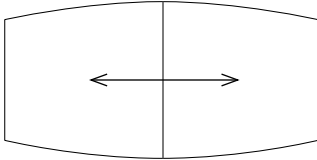


Trough

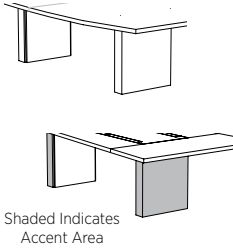
Description

- 1½" Thick Boat-Shaped Top with Block Edge
- Veneer Tops Feature UV Finish on 48"D and Catalyzed Finish on 60"D
- Trough Reinforces and Supports Top
- Requires Two (2) Block Bases; Tables 144"W or Larger Also Require Middle Block Base; Sold Separately, See Below
- Power and Data Options Available; Sold Separately, Starting on Page 182; See Locations on Page 140
- Assembly Required

Top Grain Direction



BLOCK BASES



Shaded Indicates
Accent Area

Block Base Options; Must Order							
<i>Standard Block Base - Two (2) Required</i>							
96-2428BB	HPL	24	6	28	52	2.4	P\$ 1234
95-2428BB	Veneer						W\$ 1695
95-2428BB	Veneer/HPL						C\$ 1898
<i>Middle Block Base - Required for Tops 144"W or Larger</i>							
96-2428MSL	HPL	24	7½	28	72	2.8	P\$ 1507
95-2428MSL	Veneer						W\$ 1960
95-2428MSL	Veneer/HPL						C\$ 2232

Description

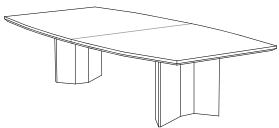
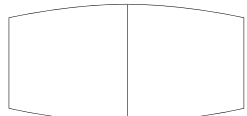
- All Tops Require Two (2) Block Bases; Tables 144"W or Larger Also Require Middle Block Base
- Bases are Constructed with Removable Interior Panel for Wire Management Installation
- Outer Panel of can be Specified in a Contrasting Finish/Color from Top Finish/Color
- Adjustable Glides Included

Must Specify (in this order):

- Standard Base Model #
- Primary Finish/Color
- Accent Material
- Accent Finish/Color
- Middle Base Model # (If needed)
- Middle Base Primary Finish/Color
- Middle Base Accent Material
- Middle Base Accent Finish/Color

P = HPL W = Veneer C = Combination of Wood/Laminate

For ordering options, see overview at the beginning of this section.

Item	Model No.		W	D	H	Ship Wt	Cubic Ft	List Price	
STANDARD TABLES		60"D Tops							
		<i>192"W: 2 Piece Top</i>							
BOAT SHAPED 1 OR 2 PIECE TOP KNIFE EDGE BLADE BASE	96-60192BTK	HPL	192	60 - 48	1 3/16	482	28.2	P\$ 8513	
	95-60192BTK	Veneer						W\$ 9229	
		<i>168"W: 2 Piece Top</i>							
	96-60168BTK	HPL	168	60 - 48	1 3/16	449	24.8	P\$ 7921	
	95-60168BTK	Veneer						W\$ 8544	
		<i>144"W: 2 Piece Top</i>							
	96-60144BTK	HPL	144	60 - 48	1 3/16	388	21.4	P\$ 6630	
	95-60144BTK	Veneer						W\$ 7968	
		<i>120"W: 2 Piece Top</i>							
	96-60120BTK	HPL	120	60 - 48	1 3/16	332	18.0	P\$ 5585	
	95-60120BTK	Veneer						W\$ 6579	
		<i>108"W: 1 Piece Top</i>							
	96-60108BTK	HPL	108	60 - 48	1 3/16	301	16.3	P\$ 4886	
	95-60108BTK	Veneer						W\$ 6499	
		<i>96"W: 1 Piece Top</i>							
	96-6096BTK	HPL	96	60 - 48	1 3/16	262	14.6	P\$ 4527	
	95-6096BTK	Veneer						W\$ 5405	
		48"D Tops							
		<i>192"W: 2 Piece Top</i>							
	96-48192BTK	HPL	192	48 - 36	1 3/16	426	22.7	P\$ 7176	
	95-48192BTK	Veneer						W\$ 8338	
		<i>168"W: 2 Piece Top</i>							
	96-48168BTK	HPL	168	48 - 36	1 3/16	368	19.9	P\$ 6818	
	95-48168BTK	Veneer						W\$ 7825	
		<i>144"W: 2 Piece Top</i>							
Boat-Shaped 1 or 2-Piece Top available with a Block Edge and coordinating Block Base.	96-48144BTK	HPL	144	48 - 36	1 3/16	318	17.1	P\$ 5607	
	95-48144BTK	Veneer						W\$ 7247	
		<i>120"W: 2 Piece Top</i>							
	96-48120BTK	HPL	120	48 - 36	1 3/16	269	14.3	P\$ 4837	
	95-48120BTK	Veneer						W\$ 5688	
		<i>108"W: 1 Piece Top</i>							
	96-48108BTK	HPL	108	48 - 36	1 3/16	234	12.9	P\$ 4508	
	95-48108BTK	Veneer						W\$ 5439	
		<i>96"W: 1 Piece Top</i>							
	96-4896BTK	HPL	96	48 - 36	1 3/16	205	11.5	P\$ 3535	
	95-4896BTK	Veneer						W\$ 4710	

Must Specify (in this order):

- Model #
- Finish/Color
- Power/Data Location

Boat-Shaped 1 or 2-Piece Top available with a Block Edge and coordinating Block Base.

See Pages 152 to 153.

Continued on next page.

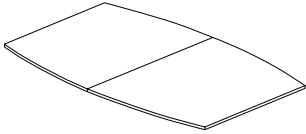
P = HPL W = Veneer

For ordering options, see overview at the beginning of this section.

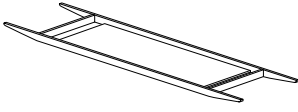
Item	Model No.	W	D	H	Ship Wt	Cubic Ft	List Price
------	-----------	---	---	---	---------	----------	------------

Continued from
Previous Page

What You Get:



Top

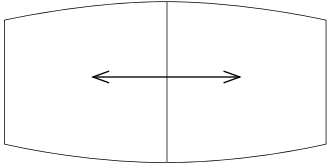


Trough

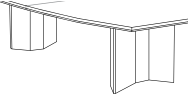
Description

- 1 $\frac{3}{16}$ " Rectangular Top with Knife Edge
- Veneer Tops Feature UV Finish on 48"D and Catalyzed Finish on 60"D
- Trough Reinforces and Supports Top
- Requires Two (2) Blade Bases; Tables 144"W or Larger Also Require Middle Blade Base; Sold Separately, See Below
- Power and Data Options Available; Sold Separately, Starting on Page 182; See Locations on Page 140
- Assembly Required

Top Grain Direction



BLADE BASES



Blade Base Options; Must Order							
<i>Standard Blade Base - Two (2) Required</i>							
96-2828BD	HPL	28	10 $\frac{1}{2}$	28	52	2.4	P\$ 1007
95-2828BD	Veneer						W\$ 1386
<i>Middle Blade Base - Required for Tops 144"W or Larger</i>							
96-2818MBD	Aluminum	18	3 $\frac{3}{8}$	28	72	2.8	\$ 1333
95-2818MBD	Aluminum						\$ 1333

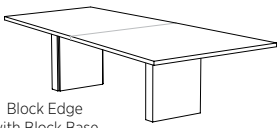
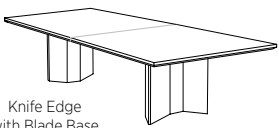
Description

- All Tops Require Two (2) Blade Bases; Tables 144"W or Larger Also Require Middle Blade Base
- Bases are Constructed with Removable Interior Aluminum Panel for Wire Management Installation
- Aluminum Middle Blade Base Features Two (2) Aluminum Doors for Wire Management
- Outer Panel of Standard Blade Base can be Specified in a Contrasting Finish/Color from Top Finish/Color
- Adjustable Glides Included

Must Specify (in this order):
Standard Base Model #
Primary Finish/Color
Middle Base Model # (If needed)

P = HPL W = Veneer C = Combination of Wood/Laminate

For ordering options, see overview at the beginning of this section.

Item	Model No.		W	D	H	Ship Wt	Cubic Ft	List Price		
STANDARD TABLES		Block Edge (Use with Block Base Only)								
		<i>192"W: 2 Piece Top</i>								
VIEW SHAPED 1 OR 2 PIECE TOP BLOCK EDGE W/BLOCK BASE OR KNIFE EDGE W/BLADE BASE  Block Edge with Block Base  Knife Edge with Blade Base										
	96-60192VTV	HPL	192	60 - 48	1½	482	28.2	P\$ 7602		
	95-60192VTV	Veneer						W\$ 8475		
			<i>168"W: 2 Piece Top</i>							
	96-60168VTV	HPL	168	60 - 48	1½	449	24.8	P\$ 7073		
	95-60168VTV	Veneer						W\$ 7847		
			<i>144"W: 2 Piece Top</i>							
	96-60144VTV	HPL	144	60 - 48	1½	388	21.4	P\$ 5921		
	95-60144VTV	Veneer						W\$ 7318		
			<i>120"W: 2 Piece Top</i>							
96-60120VTV	HPL	120	60 - 48	1½	332	18.0	P\$ 4985			
95-60120VTV	Veneer						W\$ 5872			
		<i>108"W: 1 Piece Top</i>								
96-60108VTV	HPL	108	60 - 48	1½	301	16.3	P\$ 4361			
95-60108VTV	Veneer						W\$ 5804			
		<i>96"W: 1 Piece Top</i>								
96-6096VTV	HPL	96	60 - 48	1½	262	14.6	P\$ 4040			
95-6096VTV	Veneer						W\$ 4828			
		Knife Edge (Use with Blade Base Only)								
		<i>192"W: 2 Piece Top</i>								
96-60192VTK	HPL	192	60 - 48	1⅜	482	22.7	P\$ 8513			
95-60192VTK	Veneer						W\$ 9229			
		<i>168"W: 2 Piece Top</i>								
96-60168VTK	HPL	168	60 - 48	1⅜	449	19.9	P\$ 7921			
95-60168VTK	Veneer						W\$ 8544			
		<i>144"W: 2 Piece Top</i>								
96-60144VTK	HPL	144	60 - 48	1⅜	388	17.1	P\$ 6630			
95-60144VTK	Veneer						W\$ 7968			
		<i>120"W: 2 Piece Top</i>								
96-60120VTK	HPL	120	60 - 48	1⅜	332	14.3	P\$ 5585			
95-60120VTK	Veneer						W\$ 6579			
		<i>108"W: 1 Piece Top</i>								
96-60108VTK	HPL	108	60 - 48	1⅜	301	12.9	P\$ 4886			
95-60108VTK	Veneer						W\$ 6499			
		<i>96"W: 1 Piece Top</i>								
96-6096VTK	HPL	96	60 - 48	1⅜	262	11.5	P\$ 4527			
95-6096VTK	Veneer						W\$ 5405			

Must Specify (in this order):

- Model #
- Finish/Color
- Power/Data Location

Continued on next page.

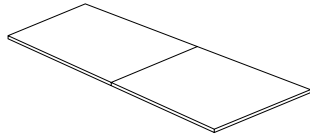
P = HPL W = Veneer

For ordering options, see overview at the beginning of this section.

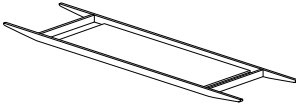
Item	Model No.	W	D	H	Ship Wt	Cubic Ft	List Price
------	-----------	---	---	---	---------	----------	------------

Continued from
Previous Page

What You Get:



Top

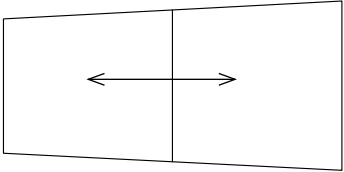


Trough

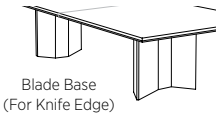
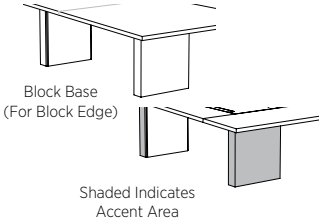
Description

- 1½" Thick View-Shaped Top with Block Edge or 1¾" Thick View-Shaped Top with Knife Edge
- Veneer Tops Feature UV Finish on 48"D and Catalyzed Finish on 60"D
- Trough Reinforces and Supports Top
- Requires Two (2) Block Bases (Block Edge) or Two (2) Blade Bases (Knife Edge); Tables 144"W or Larger Also Require Middle Base; Sold Separately, See Below
- Power and Data Options Available; Sold Separately, Starting on Page 182; See Locations on Page 140
- Assembly Required

Top Grain Direction



BLOCK & BLADE BASES



Block Base Options (For Block Edge Top Only); Must Order							
<i>Standard Block Base - Two (2) Required</i>							
96-2428BB	HPL	24	6	28	52	2.4	P\$ 1234
95-2428BB	Veneer						W\$ 1695
95-2428BB	Veneer/HPL						C\$ 1898
<i>Middle Block Base - Required for Tops 144"W or Larger</i>							
96-2428MSL	HPL	24	7½	28	72	2.8	P\$ 1507
95-2428MSL	Veneer						W\$ 1960
95-2428MSL	Veneer/HPL						C\$ 2232
Blade Base Options (For Knife Edge Top Only); Must Order							
<i>Standard Blade Base - Two (2) Required</i>							
96-2828BD	HPL	28	10½	28	52	2.4	P\$ 1007
95-2828BD	Veneer						W\$ 1386
<i>Middle Blade Base - Required for Tops 144"W or Larger</i>							
96-2818MBD	Aluminum	18	3¾	28	72	2.8	\$ 1333
95-2818MBD	Aluminum						\$ 1333

Must Specify (in this order):

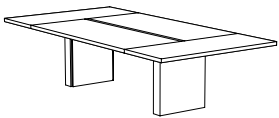

- Standard Base Model #
- Primary Finish/Color
- Accent Material (Block)
- Accent Finish/Color (Block)
- Middle Base Model # (If needed)
- Middle Base Primary Finish/Color (Block)
- Middle Base Accent Material (Block)
- Middle Base Accent Finish/Color (Block)

Description

- All Tops Require Two (2) Bases; Tables 144"W or Larger Also Require Middle Base
- Bases are Constructed with Removable Interior Panel (Aluminum Interior Panel on Blade Bases) for Wire Management Installation
- Aluminum Middle Blade Base Features Two (2) Aluminum Doors for Wire Management
- Outer Panel of Standard Block Base, Middle Block Base or Standard Blade Base can be Specified in a Contrasting Finish/Color from Top Finish/Color
- Adjustable Glides Included

P = HPL W = Veneer C = Combination of Wood/Laminate

For ordering options, see overview at the beginning of this section.

Item	Model No.		W	D	H	Ship Wt	Cubic Ft	List Price	
STANDARD TABLES		60"D Tops							
		<i>192"W: 7 Piece Top</i>							
RECTANGULAR TOP CENTER CHANNEL BLOCK EDGE BLOCK BASE	96-60192RTV4	HPL	192	60	1½	436	27.9	P\$ 9684	
	95-60192RTV4	Veneer						W\$ 11100	
		<i>168"W: 7 Piece Top</i>							
	96-60168RTV4	HPL	168	60	1½	407	27.5	P\$ 9226	
	95-60168RTV4	Veneer						W\$ 10413	
		<i>144"W: 7 Piece Top</i>							
	96-60144RTV4	HPL	144	60	1½	379	27.0	P\$ 8771	
	95-60144RTV4	Veneer						W\$ 9896	
		<i>120"W: 4 Piece Top</i>							
	96-60120RTV4	HPL	120	60	1½	345	26.6	P\$ 5714	
	95-60120RTV4	Veneer						W\$ 6817	
		<i>108"W: 4 Piece Top</i>							
	96-60108RTV4	HPL	108	60	1½	317	26.2	P\$ 5502	
	95-60108RTV4	Veneer						W\$ 6521	
		<i>96"W: 4 Piece Top</i>							
Must Specify (in this order): Model # Finish/Color	96-6096RTV4	HPL	96	60	1½	289	25.8	P\$ 5333	
	95-6096RTV4	Veneer						W\$ 6209	
		48"D Tops							
		<i>192"W: 7 Piece Top</i>							
	96-48192RTV4	HPL	192	48	1½	346	26.6	P\$ 8112	
	95-48192RTV4	Veneer						W\$ 9933	
		<i>168"W: 7 Piece Top</i>							
	96-48168RTV4	HPL	168	48	1½	329	26.3	P\$ 7927	
	95-48168RTV4	Veneer						W\$ 9210	
		<i>144"W: 7 Piece Top</i>							
Rectangular Table with Center Channel also available with a Knife Edge and coordinating Blade Base.	96-48144RTV4	HPL	144	48	1½	312	26.0	P\$ 7523	
	95-48144RTV4	Veneer						W\$ 8767	
		<i>120"W: 4 Piece Top</i>							
	96-48120RTV4	HPL	120	48	1½	289	25.8	P\$ 4848	
	95-48120RTV4	Veneer						W\$ 5860	
		<i>108"W: 4 Piece Top</i>							
See Pages 160 to 161.	96-48108RTV4	HPL	108	48	1½	266	25.5	P\$ 4685	
	95-48108RTV4	Veneer						W\$ 5784	
		<i>96"W: 4 Piece Top</i>							
	96-4896RTV4	HPL	96	48	1½	244	25.1	P\$ 4582	
	95-4896RTV4	Veneer						W\$ 5489	

Continued on next page.

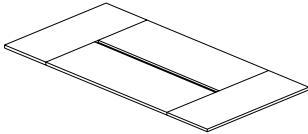
P = HPL W = Veneer

For ordering options, see overview at the beginning of this section.

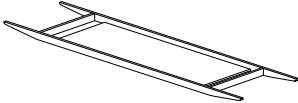
Item	Model No.	W	D	H	Ship Wt	Cubic Ft	List Price
------	-----------	---	---	---	---------	----------	------------

Continued from
Previous Page

What You Get:



Top

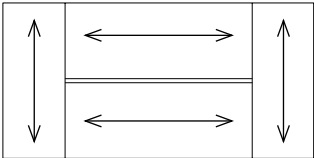


Trough

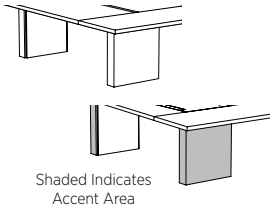
Description

- 1½" Thick Rectangular Top with Block Edge
- Veneer Tops Feature UV Finish
- 2" Center Channel in Top for Wire Management
- Trough Reinforces and Supports Top
- Requires Two (2) Block Bases; Tables 144"W or Larger Also Require Middle Block Base; Sold Separately, See Below
- Power and Data Options Available; Sold Separately, Starting on page 182; For Installation Convenience, the Trough has Pre-Drilled Peck-Hole Locations from the Bottom Side, See Locations on Pages 140-141
- Assembly Required

Top Grain Direction



BLOCK BASES



Shaded Indicates
Accent Area

Block Base Options; Must Order							
<i>Standard Block Base - Two (2) Required</i>							
96-2428BB	HPL	24	6	28	52	2.4	P\$ 1234
95-2428BB	Veneer						W\$ 1695
95-2428BB	Veneer/HPL						C\$ 1898
<i>Middle Block Base - Required for Tops 144"W or Larger</i>							
96-2428MSL	HPL	24	7½	28	72	2.8	P\$ 1507
95-2428MSL	Veneer						W\$ 1960
95-2428MSL	Veneer/HPL						C\$ 2232

Must Specify (in this order):

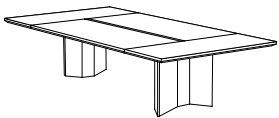

- Standard Base Model #
- Primary Finish/Color
- Accent Material
- Accent Finish/Color
- Middle Base Model # (If needed)
- Middle Base Primary Finish/Color
- Middle Base Accent Material
- Middle Base Accent Finish/Color

Description

- All Tops Require Two (2) Block Bases; Tables 144"W or Larger Also Require Middle Block Base
- Bases are Constructed with Removable Interior Panel for Wire Management Installation
- Outer Panel can be Specified in Contrasting Finish/Color from Top Finish/Color
- Adjustable Glides Included

P = HPL W = Veneer C = Combination of Wood/Laminate

For ordering options, see overview at the beginning of this section.

Item	Model No.		W	D	H	Ship Wt	Cubic Ft	List Price	
STANDARD TABLES		60"D Tops							
		<i>192"W: 7 Piece Top</i>							
RECTANGULAR TOP CENTER CHANNEL KNIFE EDGE BLADE BASE	96-60192RTK4	HPL	192	60	1 3/16	436	27.9	P\$ 10849	
	95-60192RTK4	Veneer						W\$ 12433	
		<i>168"W: 7 Piece Top</i>							
	96-60168RTK4	HPL	168	60	1 3/16	407	27.5	P\$ 10332	
	95-60168RTK4	Veneer						W\$ 11663	
		<i>144"W: 7 Piece Top</i>							
	96-60144RTK4	HPL	144	60	1 3/16	379	27.0	P\$ 9823	
	95-60144RTK4	Veneer						W\$ 11085	
		<i>120"W: 4 Piece Top</i>							
	96-60120RTK4	HPL	120	60	1 3/16	345	26.6	P\$ 6398	
	95-60120RTK4	Veneer						W\$ 7633	
		<i>108"W: 4 Piece Top</i>							
	96-60108RTK4	HPL	108	60	1 3/16	317	26.2	P\$ 6160	
	95-60108RTK4	Veneer						W\$ 7303	
		<i>96"W: 4 Piece Top</i>							
Must Specify (in this order): Model # Finish/Color	96-6096RTK4	HPL	96	60	1 3/16	289	25.8	P\$ 5971	
	95-6096RTK4	Veneer						W\$ 6955	
		48"D Tops							
		<i>192"W: 7 Piece Top</i>							
	96-48192RTK4	HPL	192	48	1 3/16	346	26.6	P\$ 9084	
	95-48192RTK4	Veneer						W\$ 11126	
		<i>168"W: 7 Piece Top</i>							
	96-48168RTK4	HPL	168	48	1 3/16	329	26.3	P\$ 8877	
	95-48168RTK4	Veneer						W\$ 10316	
		<i>144"W: 7 Piece Top</i>							
Rectangular Table with Center Channel also available with a Block Edge and coordinating Block Base.	96-48144RTK4	HPL	144	48	1 3/16	312	26.0	P\$ 8424	
	95-48144RTK4	Veneer						W\$ 9817	
		<i>120"W: 4 Piece Top</i>							
	96-48120RTK4	HPL	120	48	1 3/16	289	25.8	P\$ 5429	
	95-48120RTK4	Veneer						W\$ 6563	
		<i>108"W: 4 Piece Top</i>							
See Pages 158 to 159.	96-48108RTK4	HPL	108	48	1 3/16	266	25.5	P\$ 5248	
	95-48108RTK4	Veneer						W\$ 6479	
		<i>96"W: 4 Piece Top</i>							
	96-4896RTK4	HPL	96	48	1 3/16	244	25.1	P\$ 5133	
	95-4896RTK4	Veneer						W\$ 6148	

Continued on next page.

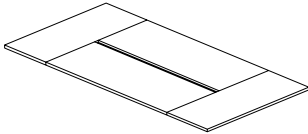
P = HPL W = Veneer

For ordering options, see overview at the beginning of this section.

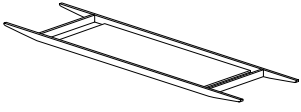
Item	Model No.	W	D	H	Ship Wt	Cubic Ft	List Price
------	-----------	---	---	---	---------	----------	------------

Continued from
Previous Page

What You Get:



Top

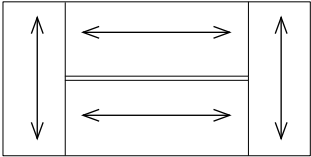


Trough

Description

- 1 $\frac{3}{16}$ " Rectangular Top with Knife Edge
- Veneer Tops Feature UV Finish
- 2" Center Channel in Top for Wire Management
- Trough Reinforces and Supports Top
- Requires Two (2) Blade Bases; Tables 144"W or Larger Also Require Middle Blade Base; Sold Separately, See Below
- Power and Data Options Available; Sold Separately, Starting on page 188; For Installation Convenience, the Trough has Pre-Drilled Peck-Hole Locations from the Bottom Side, See Locations on Pages 140-141
- Assembly Required

Top Grain Direction



BLADE BASES



Must Specify (in this order):

- Standard Base Model #
- Primary Finish/Color
- Middle Base Model # (If needed)

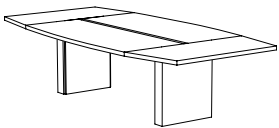
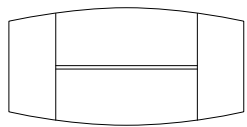
Blade Base Options; Must Order							
<i>Standard Blade Base - Two (2) Required</i>							
96-2828BD	HPL	28	10 $\frac{1}{2}$	28	52	2.4	P\$ 1007
95-2828BD	Veneer						W\$ 1386
<i>Middle Blade Base - Required for Tops 144"W or Larger</i>							
96-2818MBD	Aluminum	18	3 $\frac{3}{8}$	28	72	2.8	\$ 1333
95-2818MBD	Aluminum						\$ 1333

Description

- All Tops Require Two (2) Blade Bases; Tables 144"W or Larger Also Require Middle Blade Base
- Bases are Constructed with Removable Interior Aluminum Panel for Wire Management Installation
- Aluminum Middle Blade Base Features Two (2) Aluminum Doors for Wire Management
- Outer Panel of Standard Blade Base can be Specified in a Contrasting Finish/Color from Top Finish/Color
- Adjustable Glides Included

P = HPL W = Veneer C = Combination of Wood/Laminate

For ordering options, see overview at the beginning of this section.

Item	Model No.		W	D	H	Ship Wt	Cubic Ft	List Price	
STANDARD TABLES		60"D Tops							
		<i>192"W: 7 Piece Top</i>							
BOAT-SHAPED TOP CENTER CHANNEL BLOCK EDGE BLOCK BASE	96-60192BTV4	HPL	192	60 - 48	1½	436	27.9	P\$ 10169	
	95-60192BTV4	Veneer						W\$ 11655	
		<i>168"W: 7 Piece Top</i>							
	96-60168BTV4	HPL	168	60 - 48	1½	407	27.5	P\$ 9684	
	95-60168BTV4	Veneer						W\$ 10934	
		<i>144"W: 7 Piece Top</i>							
	96-60144BTV4	HPL	144	60 - 48	1½	379	27.0	P\$ 9210	
	95-60144BTV4	Veneer						W\$ 10392	
		<i>120"W: 4 Piece Top</i>							
	96-60120BTV4	HPL	120	60 - 48	1½	345	26.6	P\$ 6000	
	95-60120BTV4	Veneer						W\$ 7157	
		<i>108"W: 4 Piece Top</i>							
	96-60108BTV4	HPL	108	60 - 48	1½	317	26.2	P\$ 5777	
	95-60108BTV4	Veneer						W\$ 6845	
		<i>96"W: 4 Piece Top</i>							
	96-6096BTV4	HPL	96	60 - 48	1½	289	25.8	P\$ 5600	
	95-6096BTV4	Veneer						W\$ 6519	
		48"D Tops							
		<i>192"W: 7 Piece Top</i>							
	96-48192BTV4	HPL	192	48 - 36	1½	346	26.6	P\$ 8515	
	95-48192BTV4	Veneer						W\$ 10432	
		<i>168"W: 7 Piece Top</i>							
	96-48168BTV4	HPL	168	48 - 36	1½	329	26.3	P\$ 8322	
	95-48168BTV4	Veneer						W\$ 9669	
		<i>144"W: 7 Piece Top</i>							
Boat-Shaped Table with Center Channel also available with a Knife Edge and coordinating Blade Base.	96-48144BTV4	HPL	144	48 - 36	1½	312	26.0	P\$ 7897	
	95-48144BTV4	Veneer						W\$ 9204	
		<i>120"W: 4 Piece Top</i>							
	96-48120BTV4	HPL	120	48 - 36	1½	289	25.8	P\$ 5090	
	95-48120BTV4	Veneer						W\$ 6152	
		<i>108"W: 4 Piece Top</i>							
See Pages 164 to 165.	96-48108BTV4	HPL	108	48 - 36	1½	266	25.5	P\$ 4920	
	95-48108BTV4	Veneer						W\$ 6074	
		<i>96"W: 4 Piece Top</i>							
	96-4896BTV4	HPL	96	48 - 36	1½	244	25.1	P\$ 4812	
	95-4896BTV4	Veneer						W\$ 5763	

Continued on next page.

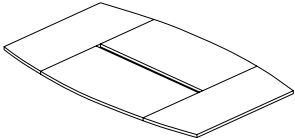
P = HPL W = Veneer

For ordering options, see overview at the beginning of this section.

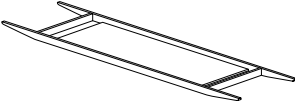
Item	Model No.	W	D	H	Ship Wt	Cubic Ft	List Price
------	-----------	---	---	---	---------	----------	------------

Continued from
Previous Page

What You Get:



Top

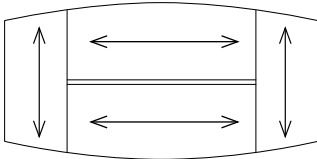


Trough

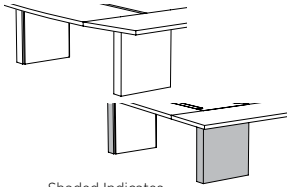
Description

- 1½" Thick Boat-Shaped Top with Block Edge
- Veneer Tops Feature UV Finish
- 2" Center Channel in Top for Wire Management
- Trough Reinforces and Supports Top
- Requires Two (2) Block Bases; Tables 144"W or Larger Also Require Middle Block Base; Sold Separately, See Below
- Power and Data Options Available; Sold Separately, Starting on page 182; For Installation Convenience, the Trough has Pre-Drilled Peck-Hole Locations from the Bottom Side, See Locations on Pages 140-141
- Assembly Required

Top Grain Direction



BLOCK BASES



Shaded Indicates
Accent Area

Block Base Options; Must Order							
<i>Standard Block Base - Two (2) Required</i>							
96-2428BB	HPL	24	6	28	52	2.4	P\$ 1234
95-2428BB	Veneer						W\$ 1695
95-2428BB	Veneer/HPL						C\$ 1898
<i>Middle Block Base - Required for Tops 144"W or Larger</i>							
96-2428MSL	HPL	24	7½	28	72	2.8	P\$ 1507
95-2428MSL	Veneer						W\$ 1960
95-2428MSL	Veneer/HPL						C\$ 2232

Description

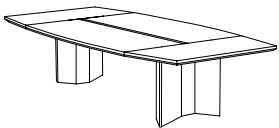

- All Tops Require Two (2) Block Bases; Tables 144"W or Larger Also Require Middle Block Base
- Bases are Constructed with Removable Interior Panel for Wire Management Installation
- Outer Panel can be Specified in Contrasting Finish/Color from Top Finish/Color
- Adjustable Glides Included

Must Specify (in this order):

- Standard Base Model #
- Primary Finish/Color
- Accent Material
- Accent Finish/Color
- Middle Base Model # (If needed)
- Middle Base Primary Finish/Color
- Middle Base Accent Material
- Middle Base Accent Finish/Color

P = HPL W = Veneer C = Combination of Wood/Laminate

For ordering options, see overview at the beginning of this section.

Item	Model No.		W	D	H	Ship Wt	Cubic Ft	List Price	
STANDARD TABLES		60"D Tops							
		<i>192"W: 7 Piece Top</i>							
BOAT-SHAPED TOP CENTER CHANNEL KNIFE EDGE BLADE BASE	96-60192BTK4	HPL	192	60 - 48	1 3/16	436	27.9	P\$ 11391	
	95-60192BTK4	Veneer						W\$ 13053	
		<i>168"W: 7 Piece Top</i>							
	96-60168BTK4	HPL	168	60 - 48	1 3/16	407	27.5	P\$ 10849	
	95-60168BTK4	Veneer						W\$ 12246	
		<i>144"W: 7 Piece Top</i>							
	96-60144BTK4	HPL	144	60 - 48	1 3/16	379	27.0	P\$ 10314	
	95-60144BTK4	Veneer						W\$ 11640	
		<i>120"W: 4 Piece Top</i>							
	96-60120BTK4	HPL	120	60 - 48	1 3/16	345	26.6	P\$ 6720	
	95-60120BTK4	Veneer						W\$ 8014	
		<i>108"W: 4 Piece Top</i>							
	96-60108BTK4	HPL	108	60 - 48	1 3/16	317	26.2	P\$ 6467	
	95-60108BTK4	Veneer						W\$ 7667	
		<i>96"W: 4 Piece Top</i>							
	96-6096BTK4	HPL	96	60 - 48	1 3/16	289	25.8	P\$ 6274	
	95-6096BTK4	Veneer						W\$ 7303	
		48"D Tops							
		<i>192"W: 7 Piece Top</i>							
	96-48192BTK4	HPL	192	48 - 36	1 3/16	346	26.6	P\$ 9540	
	95-48192BTK4	Veneer						W\$ 11681	
		<i>168"W: 7 Piece Top</i>							
	96-48168BTK4	HPL	168	48 - 36	1 3/16	329	26.3	P\$ 9321	
	95-48168BTK4	Veneer						W\$ 10830	
		<i>144"W: 7 Piece Top</i>							
Boat-Shaped Table with Center Channel also available with a Block Edge and coordinating Block Base.	96-48144BTK4	HPL	144	48 - 36	1 3/16	312	26.0	P\$ 8846	
	95-48144BTK4	Veneer						W\$ 10306	
		<i>120"W: 4 Piece Top</i>							
	96-48120BTK4	HPL	120	48 - 36	1 3/16	289	25.8	P\$ 5701	
	95-48120BTK4	Veneer						W\$ 6894	
		<i>108"W: 4 Piece Top</i>							
	96-48108BTK4	HPL	108	48 - 36	1 3/16	266	25.5	P\$ 5511	
	95-48108BTK4	Veneer						W\$ 6801	
		<i>96"W: 4 Piece Top</i>							
	96-4896BTK4	HPL	96	48 - 36	1 3/16	244	25.1	P\$ 5389	
	95-4896BTK4	Veneer						W\$ 6455	

Must Specify (in this order):
Model #
Finish/Color

Boat-Shaped Table with Center Channel also available with a Block Edge and coordinating Block Base.

See Pages 162 to 163.

Continued on next page.

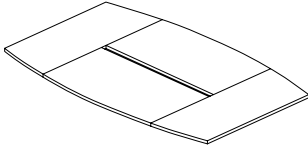
P = HPL W = Veneer

For ordering options, see overview at the beginning of this section.

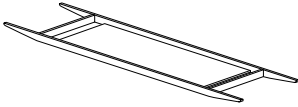
Item	Model No.	W	D	H	Ship Wt	Cubic Ft	List Price
------	-----------	---	---	---	---------	----------	------------

Continued from
Previous Page

What You Get:



Top

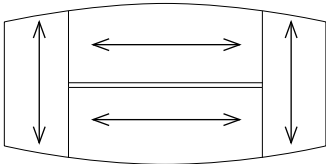


Trough

Description

- 1 $\frac{3}{16}$ " Rectangular Top with Knife Edge
- Veneer Tops Feature UV Finish
- 2" Center Channel in Top for Wire Management
- Trough Reinforces and Supports Top
- Requires Two (2) Blade Bases; Tables 144"W or Larger Also Require Middle Blade Base; Sold Separately, See Below
- Power and Data Options Available; Sold Separately, Starting on page 182; For Installation Convenience, the Trough has Pre-Drilled Peck-Hole Locations from the Bottom Side, See Locations on Pages 140-141
- Assembly Required

Top Grain Direction



BLADE BASES



Blade Base Options; Must Order							
<i>Standard Blade Base - Two (2) Required</i>							
96-2828BD	HPL	28	10 $\frac{1}{2}$	28	52	2.4	P\$ 1007
95-2828BD	Veneer						W\$ 1386
<i>Middle Blade Base - Required for Tops 144"W or Larger</i>							
96-2818MBD	Aluminum	18	3 $\frac{3}{8}$	28	72	2.8	\$ 1333
95-2818MBD	Aluminum						\$ 1333

Description

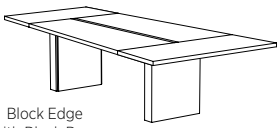
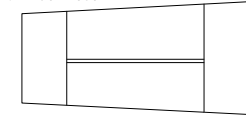

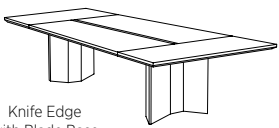
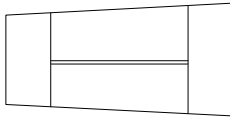
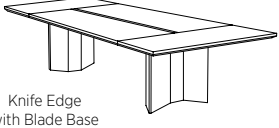
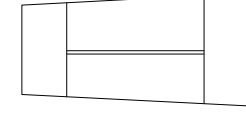

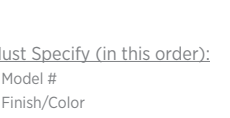


- All Tops Require Two (2) Blade Bases; Tables 144"W or Larger Also Require Middle Blade Base
- Bases are Constructed with Removable Interior Aluminum Panel for Wire Management Installation
- Aluminum Middle Blade Base Features Two (2) Aluminum Doors for Wire Management
- Outer Panel of Standard Blade Base can be Specified in a Contrasting Finish/Color from Top Finish/Color
- Adjustable Glides Included

Must Specify (in this order):

- Standard Base Model #
- Primary Finish/Color
- Middle Base Model # (If needed)

P = HPL W = Veneer C = Combination of Wood/Laminate

For ordering options, see overview at the beginning of this section.

Item	Model No.		W	D	H	Ship Wt	Cubic Ft	List Price
STANDARD TABLES								
Block Edge (Use with Block Base Only)								
<i>192"W: 7 Piece Top</i>								
VIEW-SHAPED TOP CENTER CHANNEL BLOCK EDGE W/BLOCK BASE OR KNIFE EDGE W/BLADE BASE	96-60192VTV4	HPL	192	60 - 48	1½	436	27.9	P\$ 10169
	95-60192VTV4	Veneer						W\$ 11655
<i>168"W: 7 Piece Top</i>								
	96-60168VTV4	HPL	168	60 - 48	1½	407	27.5	P\$ 9684
	95-60168VTV4	Veneer						W\$ 10934
<i>144"W: 7 Piece Top</i>								
	96-60144VTV4	HPL	144	60 - 48	1½	379	27.0	P\$ 9210
	95-60144VTV4	Veneer						W\$ 10392
<i>120"W: 4 Piece Top</i>								
	96-60120VTV4	HPL	120	60 - 48	1½	345	26.6	P\$ 6000
	95-60120VTV4	Veneer						W\$ 7157
<i>108"W: 4 Piece Top</i>								
	96-60108VTV4	HPL	108	60 - 48	1½	317	26.2	P\$ 5777
	95-60108VTV4	Veneer						W\$ 6845
<i>96"W: 4 Piece Top</i>								
	96-6096VTV4	HPL	96	60 - 48	1½	289	25.8	P\$ 5600
	95-6096VTV4	Veneer						W\$ 6519
Knife Edge (Use with Blade Base Only)								
<i>192"W: 7 Piece Top</i>								
	96-60192VTK4	HPL	192	60 - 48	1⅜	436	27.9	P\$ 11391
	95-60192VTK4	Veneer						W\$ 13053
<i>168"W: 7 Piece Top</i>								
	96-60168VTK4	HPL	168	60 - 48	1⅜	407	27.5	P\$ 10849
	95-60168VTK4	Veneer						W\$ 12246
<i>144"W: 7 Piece Top</i>								
	96-60144VTK4	HPL	144	60 - 48	1⅜	379	27.0	P\$ 10314
	95-60144VTK4	Veneer						W\$ 11640
<i>120"W: 4 Piece Top</i>								
	96-60120VTK4	HPL	120	60 - 48	1⅜	345	26.6	P\$ 6720
	95-60120VTK4	Veneer						W\$ 8014
<i>108"W: 4 Piece Top</i>								
	96-60108VTK4	HPL	108	60 - 48	1⅜	317	26.2	P\$ 6467
	95-60108VTK4	Veneer						W\$ 7667
<i>96"W: 4 Piece Top</i>								
	96-6096VTK4	HPL	96	60 - 48	1⅜	289	25.8	P\$ 6274
	95-6096VTK4	Veneer						W\$ 7303

Must Specify (in this order):

Model #
Finish/Color

Continued on next page.

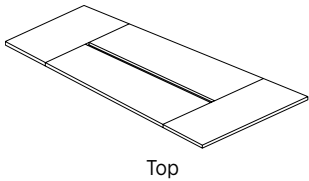
P = HPL W = Veneer

For ordering options, see overview at the beginning of this section.

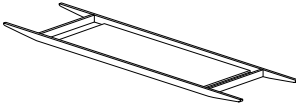
Item	Model No.	W	D	H	Ship Wt	Cubic Ft	List Price
------	-----------	---	---	---	---------	----------	------------

Continued from
Previous Page

What You Get:



Top

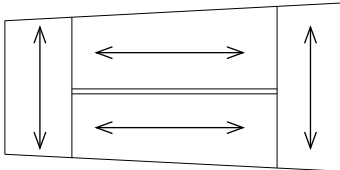


Trough

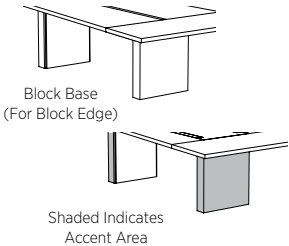
Description

- 1½" Thick View-Shaped Top with Block Edge or 1⅜" Thick View-Shaped Top with Knife Edge
- Veneer Tops Feature UV Finish
- 2" Center Channel in Top for Wire Management
- Trough Reinforces and Supports Top
- Requires Two (2) Block Bases (Block Edge) or Two (2) Blade Bases (Knife Edge); Tables 144"W or Larger Also Require Middle Base; Sold Separately, See Below
- Power and Data Options Available; Sold Separately, Starting on page 182; For Installation Convenience, the Trough has Pre-Drilled Peck-Hole Locations from the Bottom Side, See Locations on Pages 140-141
- Assembly Required

Top Grain Direction

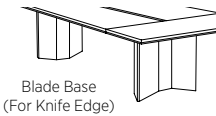


BLOCK & BLADE BASES



Block Base
(For Block Edge)

Shaded Indicates
Accent Area



Blade Base
(For Knife Edge)

Must Specify (in this order):

- Standard Base Model #
- Primary Finish/Color
- Accent Material (Block)
- Accent Finish/Color (Block)
- Middle Base Model # (If needed)
- Middle Base Primary Finish/Color (Block)
- Middle Base Accent Material (Block)
- Middle Base Accent Finish/Color (Block)

Block Base Options (For Block Edge Top Only); Must Order

Standard Block Base - Two (2) Required

96-2428BB	HPL	24	6	28	52	2.4	P\$	1234
95-2428BB	Veneer						W\$	1695
95-2428BB	Veneer/HPL						C\$	1898

Middle Block Base - Required for Tops 144"W or Larger

96-2428MSL	HPL	24	7½	28	72	2.8	P\$	1507
95-2428MSL	Veneer						W\$	1960
95-2428MSL	Veneer/HPL						C\$	2232

Blade Base Options (For Knife Edge Top Only); Must Order

Standard Blade Base - Two (2) Required

96-2828BD	HPL	28	10½	28	52	2.4	P\$	1007
95-2828BD	Veneer						W\$	1386

Middle Blade Base - Required for Tops 144"W or Larger

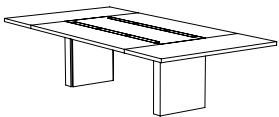
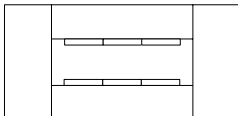
96-2818MBD	Aluminum	18	3⅝	28	72	2.8	\$	1333
95-2818MBD	Aluminum						\$	1333

Description

- All Tops Require Two (2) Bases; Tables 144"W or Larger Also Require Middle Base
- Bases are Constructed with Removable Interior Panel (Aluminum Interior Panel on Blade Bases) for Wire Management Installation
- Aluminum Middle Blade Base Features Two (2) Aluminum Doors for Wire Management
- Outer Panel of Standard Block Base, Middle Block Base and Standard Blade Base can be Specified in a Contrasting Finish/Color from Top Finish/Color
- Adjustable Glides Included

P = HPL W = Veneer C = Combination of Wood/Laminate

For ordering options, see overview at the beginning of this section.

Item	Model No.		W	D	H	Ship Wt	Cubic Ft	List Price	
STANDARD TABLES		60"D Tops							
		<i>192"W: 9 Piece Top - 12 Accent Doors</i>							
RECTANGULAR TOP CENTER INLAY BLOCK EDGE BLOCK BASE	96-60192RTV5	HPL	192	60	1½	435	25.3	P\$ 12720	
	95-60192RTV5	Veneer						W\$ 15033	
	95-60192RTV5	Veneer/HPL						C\$ 15253	
		<i>168"W: 9 Piece Top - 8 Accent Doors</i>							
	96-60168RTV5	HPL	168	60	1½	407	24.9	P\$ 11514	
	95-60168RTV5	Veneer						W\$ 13363	
	95-60168RTV5	Veneer/HPL						C\$ 13713	
		<i>144"W: 9 Piece Top - 8 Accent Doors</i>							
	96-60144RTV5	HPL	144	60	1½	379	24.4	P\$ 11055	
	95-60144RTV5	Veneer						W\$ 12688	
	95-60144RTV5	Veneer/HPL						C\$ 13012	
		<i>120"W: 5 Piece Top - 6 Accent Doors</i>							
	96-60120RTV5	HPL	120	60	1½	339	24.0	P\$ 7205	
	95-60120RTV5	Veneer						W\$ 8529	
	95-60120RTV5	Veneer/HPL						C\$ 8637	
		<i>108"W: 5 Piece Top - 6 Accent Doors</i>							
<u>Must Specify (in this order):</u> Model # Primary Finish/Color Accent Material Accent Finish/Color	96-60108RTV5	HPL	108	60	1½	310	23.6	P\$ 6994	
	95-60108RTV5	Veneer						W\$ 8232	
	95-60108RTV5	Veneer/HPL						C\$ 8329	
		<i>96"W: 5 Piece Top - 4 Accent Doors</i>							
	96-6096RTV5	HPL	96	60	1½	282	23.0	P\$ 6425	
	95-6096RTV5	Veneer						W\$ 7624	
	95-6096RTV5	Veneer/HPL						C\$ 7825	
		48"D Tops							
		<i>192"W: 9 Piece Top - 12 Accent Doors</i>							
Rectangular Table With Center Inlay also available with a Knife Edge and coordinating Blade Base.	96-48192RTV5	HPL	192	48	1½	345	23.9	P\$ 11799	
	95-48192RTV5	Veneer						W\$ 13622	
	95-48192RTV5	Veneer/HPL						C\$ 14197	
		<i>168"W: 9 Piece Top - 8 Accent Doors</i>							
See Pages 170 to 171.	96-48168RTV5	HPL	168	48	1½	328	23.7	P\$ 10621	
	95-48168RTV5	Veneer						W\$ 11689	
	95-48168RTV5	Veneer/HPL						C\$ 12287	
		<i>144"W: 9 Piece Top - 8 Accent Doors</i>							
	96-48144RTV5	HPL	144	48	1½	311	23.4	P\$ 10227	
	95-48144RTV5	Veneer						W\$ 11281	
	95-48144RTV5	Veneer/HPL						C\$ 11866	
		<i>120"W: 5 Piece Top - 6 Accent Doors</i>							
	96-48120RTV5	HPL	120	48	1½	282	23.2	P\$ 6630	
	95-48120RTV5	Veneer						W\$ 7560	
	95-48120RTV5	Veneer/HPL						C\$ 7872	
		<i>108"W: 5 Piece Top - 6 Accent Doors</i>							
	96-48108RTV5	HPL	108	48	1½	260	22.8	P\$ 6418	
	95-48108RTV5	Veneer						W\$ 7342	
	95-48108RTV5	Veneer/HPL						C\$ 7644	
		<i>96"W: 5 Piece Top - 4 Accent Doors</i>							
	96-4896RTV5	HPL	96	48	1½	237	23.0	P\$ 5890	
	95-4896RTV5	Veneer						W\$ 6461	
	95-4896RTV5	Veneer/HPL						C\$ 6798	

Continued on next page.

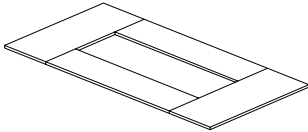
P = HPL W = Veneer C = Combination of Wood/Laminate

For ordering options, see overview at the beginning of this section.

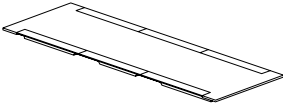
Item	Model No.	W	D	H	Ship Wt	Cubic Ft	List Price
------	-----------	---	---	---	---------	----------	------------

Continued from
Previous Page

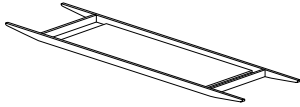
What You Get:



Outer Piece Top



Center Inlay Top

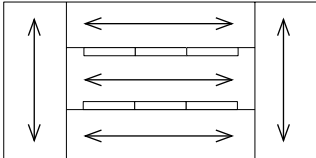


Trough

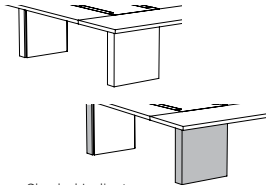
Description

- 1½" Thick Rectangular Top with Block Edge
- Veneer Tops Feature UV Finish
- Center Inlay Includes Aluminum Accent Doors for Wire Management
- Center Inlay Available in Contrasting Laminate or Veneer
- Trough Reinforces and Supports Top
- Requires Two (2) Block Bases; Tables 144"W or Larger Also Require Middle Block Base; Sold Separately, See Below
- Silver Grommet Included for Optional Polycrom Installation
- Power and Data Options Available; Sold Separately, Starting on Page 182; See Locations on Pages 140-141
- Assembly Required

Top Grain Direction



BLOCK BASES



Shaded Indicates
Accent Area

Block Base Options; Must Order								
<i>Standard Block Base - Two (2) Required</i>								
96-2428BB	HPL	24	6	28	52	2.4	P\$	1234
95-2428BB	Veneer						W\$	1695
95-2428BB	Veneer/HPL						C\$	1898
<i>Middle Block Base - Required for Tops 144"W or Larger</i>								
96-2428MSL	HPL	24	7½	28	72	2.8	P\$	1507
95-2428MSL	Veneer						W\$	1960
95-2428MSL	Veneer/HPL						C\$	2232

Description

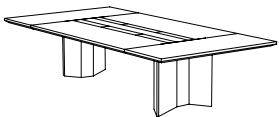
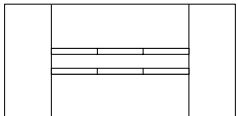
- All Tops Require Two (2) Block Bases; Tables 144"W or Larger Also Require Middle Block Base
- Bases are Constructed with Removable Interior Panel for Wire Management Installation
- Outer Panel can be Specified in Contrasting Finish/Color from Top Finish/Color
- Adjustable Glides Included

Must Specify (in this order):

- Standard Base Model #
- Primary Finish/Color
- Accent Material
- Accent Finish/Color
- Middle Base Model # (If needed)
- Middle Base Primary Finish/Color
- Middle Base Accent Material
- Middle Base Accent Finish/Color

P = HPL W = Veneer C = Combination of Wood/Laminate

For ordering options, see overview at the beginning of this section.

Item	Model No.		W	D	H	Ship Wt	Cubic Ft	List Price	
STANDARD TABLES		60"D Tops							
		<i>192"W: 9 Piece Top - 12 Accent Doors</i>							
RECTANGULAR TOP CENTER INLAY KNIFE EDGE BLADE BASE	96-60192RTK5	HPL	192	60	1 3/16	435	25.3	P\$ 14247	
	95-60192RTK5	Veneer						W\$ 16836	
	95-60192RTK5	Veneer/HPL						C\$ 17123	
		<i>168"W: 9 Piece Top - 8 Accent Doors</i>							
	96-60168RTK5	HPL	168	60	1 3/16	407	24.9	P\$ 12896	
	95-60168RTK5	Veneer						W\$ 14968	
	95-60168RTK5	Veneer/HPL						C\$ 15373	
		<i>144"W: 9 Piece Top - 8 Accent Doors</i>							
	96-60144RTK5	HPL	144	60	1 3/16	379	24.4	P\$ 12381	
	95-60144RTK5	Veneer						W\$ 14212	
	95-60144RTK5	Veneer/HPL						C\$ 14590	
		<i>120"W: 5 Piece Top - 6 Accent Doors</i>							
	96-60120RTK5	HPL	120	60	1 3/16	339	24.0	P\$ 8068	
	95-60120RTK5	Veneer						W\$ 9552	
	95-60120RTK5	Veneer/HPL						C\$ 9697	
		<i>108"W: 5 Piece Top - 6 Accent Doors</i>							
<u>Must Specify (in this order):</u> Model # Primary Finish/Color Accent Material Accent Finish/Color	96-60108RTK5	HPL	108	60	1 3/16	310	23.6	P\$ 7833	
	95-60108RTK5	Veneer						W\$ 9218	
	95-60108RTK5	Veneer/HPL						C\$ 9351	
		<i>96"W: 5 Piece Top - 4 Accent Doors</i>							
	96-6096RTK5	HPL	96	60	1 3/16	282	23.0	P\$ 7195	
	95-6096RTK5	Veneer						W\$ 8537	
	95-6096RTK5	Veneer/HPL						C\$ 8773	
		48"D Tops							
		<i>192"W: 9 Piece Top - 12 Accent Doors</i>							
Rectangular Table With Center Inlay also available with a Block Edge and coordinating Block Base.	96-48192RTK5	HPL	192	48	1 3/16	345	23.9	P\$ 13216	
	95-48192RTK5	Veneer						W\$ 15256	
	95-48192RTK5	Veneer/HPL						C\$ 15891	
		<i>168"W: 9 Piece Top - 8 Accent Doors</i>							
See Pages 168 to 169.	96-48168RTK5	HPL	168	48	1 3/16	328	23.7	P\$ 11897	
	95-48168RTK5	Veneer						W\$ 13092	
	95-48168RTK5	Veneer/HPL						C\$ 13739	
		<i>144"W: 9 Piece Top - 8 Accent Doors</i>							
	96-48144RTK5	HPL	144	48	1 3/16	311	23.4	P\$ 11457	
	95-48144RTK5	Veneer						W\$ 12634	
	95-48144RTK5	Veneer/HPL						C\$ 13269	
		<i>120"W: 5 Piece Top - 6 Accent Doors</i>							
	96-48120RTK5	HPL	120	48	1 3/16	282	23.2	P\$ 7425	
	95-48120RTK5	Veneer						W\$ 8468	
	95-48120RTK5	Veneer/HPL						C\$ 8814	
		<i>108"W: 5 Piece Top - 6 Accent Doors</i>							
	96-48108RTK5	HPL	108	48	1 3/16	260	22.8	P\$ 7187	
	95-48108RTK5	Veneer						W\$ 8222	
	95-48108RTK5	Veneer/HPL						C\$ 8556	
		<i>96"W: 5 Piece Top - 4 Accent Doors</i>							
	96-4896RTK5	HPL	96	48	1 3/16	237	23.0	P\$ 6597	
	95-4896RTK5	Veneer						W\$ 7238	
	95-4896RTK5	Veneer/HPL						C\$ 7599	

Continued on next page.

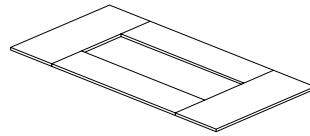
P = HPL W = Veneer C = Combination of Wood/Laminate

For ordering options, see overview at the beginning of this section.

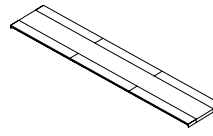
Item	Model No.	W	D	H	Ship Wt	Cubic Ft	List Price
------	-----------	---	---	---	---------	----------	------------

Continued from
Previous Page

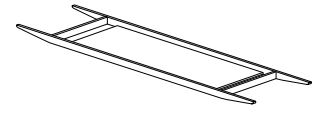
What You Get:



Outer Piece Top



Center Inlay Top

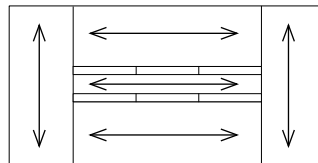


Trough

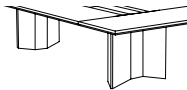
Description

- 1 $\frac{3}{16}$ " Rectangular Top with Knife Edge
- Veneer Tops Feature UV Finish
- Center Inlay Includes Aluminum Accent Doors for Wire Management
- Center Inlay Available in Contrasting Laminate or Veneer
- Trough Reinforces and Supports Top
- Requires Two (2) Blade Bases; Tables 144"W or Larger Also Require Middle Blade Base; Sold Separately, See Below
- Silver Grommet Included for Optional Polycrom Installation
- Power and Data Options Available; Sold Separately, Starting on Page 182; See Locations on Pages 140-141
- Assembly Required

Top Grain Direction



BLADE BASES



Blade Base Options; Must Order

Standard Blade Base - Two (2) Required

96-2828BD	HPL	28	10 $\frac{1}{2}$	28	52	2.4	P\$ 1007
95-2828BD	Veneer						W\$ 1386

Middle Blade Base - Required for Tops 144"W or Larger

96-2818MBD	Aluminum	18	3 $\frac{3}{8}$	28	72	2.8	\$ 1333
95-2818MBD	Aluminum						\$ 1333

Description

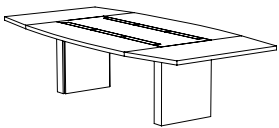
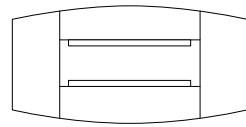
- All Tops Require Two (2) Blade Bases; Tables 144"W or Larger Also Require Middle Blade Base
- Bases are Constructed with Removable Interior Aluminum Panel for Wire Management Installation
- Aluminum Middle Blade Base Features Two (2) Aluminum Doors for Wire Management
- Outer Panel of Standard Blade Base can be Specified in a Contrasting Finish/Color from Top Finish/Color
- Adjustable Glides Included

Must Specify (in this order):

- Standard Base Model #
- Primary Finish/Color
- Middle Base Model # (If needed)

P = HPL W = Veneer C = Combination of Wood/Laminate

For ordering options, see overview at the beginning of this section.

Item	Model No.		W	D	H	Ship Wt	Cubic Ft	List Price	
STANDARD TABLES		60"D Tops							
		<i>192"W: 9 Piece Top - 12 Accent Doors</i>							
BOAT-SHAPED TOP CENTER INLAY BLOCK EDGE BLOCK BASE	96-60192BTV5	HPL	192	60 - 48	1½	435	25.3	P\$ 13355	
	95-60192BTV5	Veneer						W\$ 15783	
	95-60192BTV5	Veneer/HPL						C\$ 16016	
		<i>168"W: 9 Piece Top - 8 Accent Doors</i>							
	96-60168BTV5	HPL	168	60 - 48	1½	407	24.9	P\$ 12091	
	95-60168BTV5	Veneer						W\$ 14032	
	95-60168BTV5	Veneer/HPL						C\$ 14397	
		<i>144"W: 9 Piece Top - 8 Accent Doors</i>							
	96-60144BTV5	HPL	144	60 - 48	1½	379	24.4	P\$ 11608	
	95-60144BTV5	Veneer						W\$ 13322	
	95-60144BTV5	Veneer/HPL						C\$ 13663	
		<i>120"W: 5 Piece Top - 6 Accent Doors</i>							
	96-60120BTV5	HPL	120	60 - 48	1½	339	24.0	P\$ 7564	
	95-60120BTV5	Veneer						W\$ 8955	
	95-60120BTV5	Veneer/HPL						C\$ 9069	
		<i>108"W: 5 Piece Top - 6 Accent Doors</i>							
<u>Must Specify (in this order):</u> Model # Primary Finish/Color Accent Material Accent Finish/Color	96-60108BTV5	HPL	108	60 - 48	1½	310	23.6	P\$ 7344	
	95-60108BTV5	Veneer						W\$ 8644	
	95-60108BTV5	Veneer/HPL						C\$ 8745	
		<i>96"W: 5 Piece Top - 4 Accent Doors</i>							
	96-6096BTV5	HPL	96	60 - 48	1½	282	23.0	P\$ 6746	
	95-6096BTV5	Veneer						W\$ 8005	
	95-6096BTV5	Veneer/HPL						C\$ 8216	
		48"D Tops							
		<i>192"W: 9 Piece Top - 12 Accent Doors</i>							
Boat-Shaped Table With Center Inlay also available with a Knife Edge and coordinating Blade Base.	96-48192BTV5	HPL	192	48 - 36	1½	345	23.9	P\$ 12391	
	95-48192BTV5	Veneer						W\$ 14302	
	95-48192BTV5	Veneer/HPL						C\$ 14906	
		<i>168"W: 9 Piece Top - 8 Accent Doors</i>							
See Pages 174 to 175.	96-48168BTV5	HPL	168	48 - 36	1½	328	23.7	P\$ 11153	
	95-48168BTV5	Veneer						W\$ 12272	
	95-48168BTV5	Veneer/HPL						C\$ 12901	
		<i>144"W: 9 Piece Top - 8 Accent Doors</i>							
	96-48144BTV5	HPL	144	48 - 36	1½	311	23.4	P\$ 10741	
	95-48144BTV5	Veneer						W\$ 11844	
	95-48144BTV5	Veneer/HPL						C\$ 12459	
		<i>120"W: 5 Piece Top - 6 Accent Doors</i>							
	96-48120BTV5	HPL	120	48 - 36	1½	282	23.2	P\$ 6961	
	95-48120BTV5	Veneer						W\$ 7938	
	95-48120BTV5	Veneer/HPL						C\$ 8267	
		<i>108"W: 5 Piece Top - 6 Accent Doors</i>							
	96-48108BTV5	HPL	108	48 - 36	1½	260	22.8	P\$ 6739	
	95-48108BTV5	Veneer						W\$ 7707	
	95-48108BTV5	Veneer/HPL						C\$ 8027	
		<i>96"W: 5 Piece Top - 4 Accent Doors</i>							
	96-4896BTV5	HPL	96	48 - 36	1½	237	23.0	P\$ 6186	
	95-4896BTV5	Veneer						W\$ 6787	
	95-4896BTV5	Veneer/HPL						C\$ 7137	

Continued on next page.

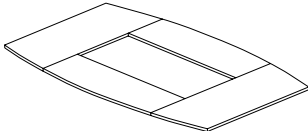
P = HPL W = Veneer C = Combination of Wood/Laminate

For ordering options, see overview at the beginning of this section.

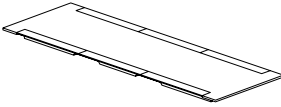
Item	Model No.	W	D	H	Ship Wt	Cubic Ft	List Price
------	-----------	---	---	---	---------	----------	------------

Continued from
Previous Page

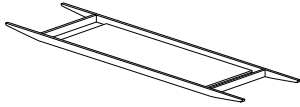
What You Get:



Outer Piece Top



Center Inlay Top

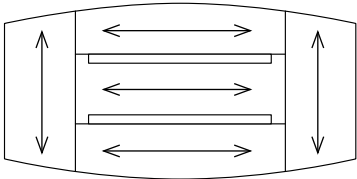


Trough

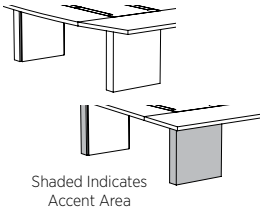
Description

- 1½" Thick Boat-Shaped Top with Block Edge
- Veneer Tops Feature UV Finish
- Center Inlay Includes Aluminum Accent Doors for Wire Management
- Center Inlay Available in Contrasting Laminate or Veneer
- Trough Reinforces and Supports Top
- Requires Two (2) Block Bases; Tables 144"W or Larger Also Require Middle Block Base; Sold Separately, See Below
- Silver Grommet Included for Optional Polycrom Installation
- Power and Data Options Available; Sold Separately, Starting on Page 182; See Locations on Pages 140-141
- Assembly Required

Top Grain Direction



BLOCK BASES



Shaded Indicates
Accent Area

Block Base Options; Must Order							
<i>Standard Block Base - Two (2) Required</i>							
96-2428BB	HPL	24	6	28	52	2.4	P\$ 1234
95-2428BB	Veneer						W\$ 1695
95-2428BB	Veneer/HPL						C\$ 1898
<i>Middle Block Base - Required for Tops 144"W or Larger</i>							
96-2428MSL	HPL	24	7½	28	72	2.8	P\$ 1507
95-2428MSL	Veneer						W\$ 1960
95-2428MSL	Veneer/HPL						C\$ 2232

Must Specify (in this order):

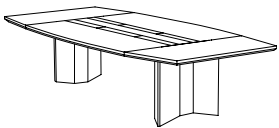
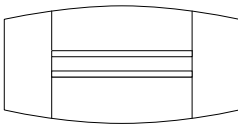
- Standard Base Model #
- Primary Finish/Color
- Accent Material
- Accent Finish/Color
- Middle Base Model # (If needed)
- Middle Base Primary Finish/Color
- Middle Base Accent Material
- Middle Base Accent Finish/Color

Description

- All Tops Require Two (2) Block Bases; Tables 144"W or Larger Also Require Middle Block Base
- Bases are Constructed with Removable Interior Panel for Wire Management Installation
- Outer Panel can be Specified in a Contrasting Finish/Color from Top Finish/Color
- Adjustable Glides Included

P = HPL W = Veneer C = Combination of Wood/Laminate

For ordering options, see overview at the beginning of this section.

Item	Model No.		W	D	H	Ship Wt	Cubic Ft	List Price	
STANDARD TABLES		60"D Tops							
		<i>192"W: 9 Piece Top - 12 Accent Doors</i>							
BOAT-SHAPED TOP CENTER INLAY KNIFE EDGE BLADE BASE	96-60192BTK5	HPL	192	60 - 48	1 3/16	435	25.3	P\$ 14959	
	95-60192BTK5	Veneer						W\$ 17677	
	95-60192BTK5	Veneer/HPL						C\$ 17977	
		<i>168"W: 9 Piece Top - 8 Accent Doors</i>							
	96-60168BTK5	HPL	168	60 - 48	1 3/16	407	24.9	P\$ 13540	
	95-60168BTK5	Veneer						W\$ 15716	
	95-60168BTK5	Veneer/HPL						C\$ 16142	
		<i>144"W: 9 Piece Top - 8 Accent Doors</i>							
	96-60144BTK5	HPL	144	60 - 48	1 3/16	379	24.4	P\$ 13000	
	95-60144BTK5	Veneer						W\$ 14922	
	95-60144BTK5	Veneer/HPL						C\$ 15321	
		<i>120"W: 5 Piece Top - 6 Accent Doors</i>							
	96-60120BTK5	HPL	120	60 - 48	1 3/16	339	24.0	P\$ 8472	
	95-60120BTK5	Veneer						W\$ 10029	
	95-60120BTK5	Veneer/HPL						C\$ 10182	
		<i>108"W: 5 Piece Top - 6 Accent Doors</i>							
<u>Must Specify (in this order):</u> Model # Primary Finish/Color Accent Material Accent Finish/Color	96-60108BTK5	HPL	108	60 - 48	1 3/16	310	23.6	P\$ 8226	
	95-60108BTK5	Veneer						W\$ 9681	
	95-60108BTK5	Veneer/HPL						C\$ 9819	
		<i>96"W: 5 Piece Top - 4 Accent Doors</i>							
	96-6096BTK5	HPL	96	60 - 48	1 3/16	282	23.0	P\$ 7557	
	95-6096BTK5	Veneer						W\$ 8965	
	95-6096BTK5	Veneer/HPL						C\$ 9211	
		48"D Tops							
		<i>192"W: 9 Piece Top - 12 Accent Doors</i>							
Boat-Shaped Table With Center Inlay also available with a Block Edge and coordinating Block Base.	96-48192BTK5	HPL	192	48 - 36	1 3/16	345	23.9	P\$ 13879	
	95-48192BTK5	Veneer						W\$ 16020	
	95-48192BTK5	Veneer/HPL						C\$ 16686	
		<i>168"W: 9 Piece Top - 8 Accent Doors</i>							
See Pages 172 to 173.	96-48168BTK5	HPL	168	48 - 36	1 3/16	328	23.7	P\$ 12492	
	95-48168BTK5	Veneer						W\$ 13745	
	95-48168BTK5	Veneer/HPL						C\$ 14424	
		<i>144"W: 9 Piece Top - 8 Accent Doors</i>							
	96-48144BTK5	HPL	144	48 - 36	1 3/16	311	23.4	P\$ 12028	
	95-48144BTK5	Veneer						W\$ 13269	
	95-48144BTK5	Veneer/HPL						C\$ 13932	
		<i>120"W: 5 Piece Top - 6 Accent Doors</i>							
	96-48120BTK5	HPL	120	48 - 36	1 3/16	282	23.2	P\$ 7797	
	95-48120BTK5	Veneer						W\$ 8892	
	95-48120BTK5	Veneer/HPL						C\$ 9255	
		<i>108"W: 5 Piece Top - 6 Accent Doors</i>							
	96-48108BTK5	HPL	108	48 - 36	1 3/16	260	22.8	P\$ 7548	
	95-48108BTK5	Veneer						W\$ 8632	
	95-48108BTK5	Veneer/HPL						C\$ 8985	
		<i>96"W: 5 Piece Top - 4 Accent Doors</i>							
	96-4896BTK5	HPL	96	48 - 36	1 3/16	237	23.0	P\$ 6926	
	95-4896BTK5	Veneer						W\$ 7598	
	95-4896BTK5	Veneer/HPL						C\$ 7979	

Continued on next page.

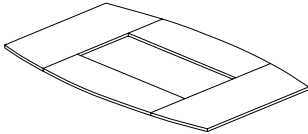
P = HPL W = Veneer C = Combination of Wood/Laminate

For ordering options, see overview at the beginning of this section.

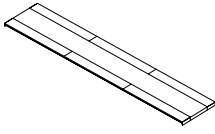
Item	Model No.	W	D	H	Ship Wt	Cubic Ft	List Price
------	-----------	---	---	---	---------	----------	------------

Continued from
Previous Page

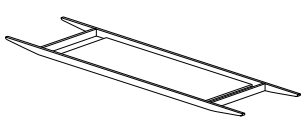
What You Get:



Outer Piece Top



Center Inlay Top

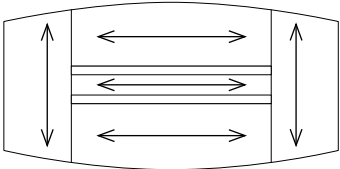


Trough

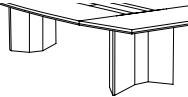
Description

- 1 $\frac{3}{16}$ " Boat-Shaped Top with Knife Edge
- Veneer Tops Feature UV Finish
- Center Inlay Includes Aluminum Accent Doors for Wire Management
- Center Inlay Available in Contrasting Laminate or Veneer
- Trough Reinforces and Supports Top
- Requires Two (2) Blade Bases; Tables 144"W or Larger Also Require Middle Blade Base; Sold Separately, See Below
- Silver Grommet Included for Optional Polycrom Installation
- Power and Data Options Available; Sold Separately, Starting on Page 182; See Locations on Pages 140-141
- Assembly Required

Top Grain Direction



BLADE BASES



Blade Base Options; Must Order							
<i>Standard Blade Base - Two (2) Required</i>							
96-2828BD	HPL	28	10 $\frac{1}{2}$	28	52	2.4	P\$ 1007
95-2828BD	Veneer						W\$ 1386
<i>Middle Blade Base - Required for Tops 144"W or Larger</i>							
96-2818MBD	Aluminum	18	3 $\frac{3}{8}$	28	72	2.8	\$ 1333
95-2818MBD	Aluminum						\$ 1333

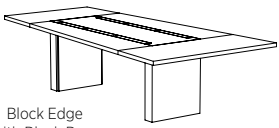
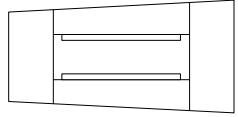
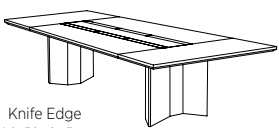
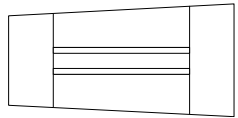
Description

- All Tops Require Two (2) Blade Bases; Tables 144"W or Larger Also Require Middle Blade Base
- Bases are Constructed with Removable Aluminum Interior Panel for Wire Management Installation
- Aluminum Middle Blade Base Features Two (2) Aluminum Doors for Wire Management
- Outer Panel of Standard Blade Base can be Specified in a Contrasting Finish/Color from Top Finish/Color
- Adjustable Glides Included

Must Specify (in this order):
Standard Base Model #
Primary Finish/Color
Middle Base Model # (If needed)

P = HPL W = Veneer C = Combination of Wood/Laminate

For ordering options, see overview at the beginning of this section.

Item	Model No.		W	D	H	Ship Wt	Cubic Ft	List Price
STANDARD TABLES								
Block Edge (Use with Block Base Only)								
<i>192"W: 9 Piece Top - 12 Accent Doors</i>								
VIEW-SHAPED TOP CENTER INLAY BLOCK EDGE W/BLOCK BASE OR KNIFE EDGE W/BLADE BASE	96-60192VTV5	HPL	192	60 - 48	1½	435	25.3	P\$ 13355
	95-60192VTV5	Veneer						W\$ 15783
	95-60192VTV5	Veneer/HPL						C\$ 16016
<i>168"W: 9 Piece Top - 8 Accent Doors</i>								
	96-60168VTV5	HPL	168	60 - 48	1½	407	24.9	P\$ 12091
	95-60168VTV5	Veneer						W\$ 14032
	95-60168VTV5	Veneer/HPL						C\$ 14397
<i>144"W: 9 Piece Top - 8 Accent Doors</i>								
	96-60144VTV5	HPL	144	60 - 48	1½	379	24.4	P\$ 11608
	95-60144VTV5	Veneer						W\$ 13322
	95-60144VTV5	Veneer/HPL						C\$ 13663
<i>120"W: 5 Piece Top - 6 Accent Doors</i>								
	96-60120VTV5	HPL	120	60 - 48	1½	339	24.0	P\$ 7564
	95-60120VTV5	Veneer						W\$ 8955
	95-60120VTV5	Veneer/HPL						C\$ 9069
<i>108"W: 5 Piece Top - 6 Accent Doors</i>								
	96-60108VTV5	HPL	108	60 - 48	1½	310	23.6	P\$ 7344
	95-60108VTV5	Veneer						W\$ 8644
	95-60108VTV5	Veneer/HPL						C\$ 8745
<i>96"W: 5 Piece Top - 4 Accent Doors</i>								
	96-6096VTV5	HPL	96	60 - 48	1½	282	23.0	P\$ 6746
	95-6096VTV5	Veneer						W\$ 8005
	95-6096VTV5	Veneer/HPL						C\$ 8216
Knife Edge (Use with Blade Base Only)								
<i>192"W: 9 Piece Top - 12 Accent Doors</i>								
	96-60192VTK5	HPL	192	60 - 48	1⅙	435	25.3	P\$ 14959
	95-60192VTK5	Veneer						W\$ 17677
	95-60192VTK5	Veneer/HPL						C\$ 17977
<i>168"W: 9 Piece Top - 8 Accent Doors</i>								
	96-60168VTK5	HPL	168	60 - 48	1⅙	407	24.9	P\$ 13540
	95-60168VTK5	Veneer						W\$ 15716
	95-60168VTK5	Veneer/HPL						C\$ 16142
<i>144"W: 9 Piece Top - 8 Accent Doors</i>								
	96-60144VTK5	HPL	144	60 - 48	1⅙	379	24.4	P\$ 13000
	95-60144VTK5	Veneer						W\$ 14922
	95-60144VTK5	Veneer/HPL						C\$ 15321
<i>120"W: 5 Piece Top - 6 Accent Doors</i>								
	96-60120VTK5	HPL	120	60 - 48	1⅙	339	24.0	P\$ 8472
	95-60120VTK5	Veneer						W\$ 10029
	95-60120VTK5	Veneer/HPL						C\$ 10182
<i>108"W: 5 Piece Top - 6 Accent Doors</i>								
	96-60108VTK5	HPL	108	60 - 48	1⅙	310	23.6	P\$ 8226
	95-60108VTK5	Veneer						W\$ 9681
	95-60108VTK5	Veneer/HPL						C\$ 9819
<i>96"W: 5 Piece Top - 4 Accent Doors</i>								
	96-6096VTK5	HPL	96	60 - 48	1⅙	282	23.0	P\$ 7557
	95-6096VTK5	Veneer						W\$ 8965
	95-6096VTK5	Veneer/HPL						C\$ 9211

Must Specify (in this order):

- Model #
- Primary Finish/Color
- Accent Material
- Accent Finish/Color

Continued on next page.

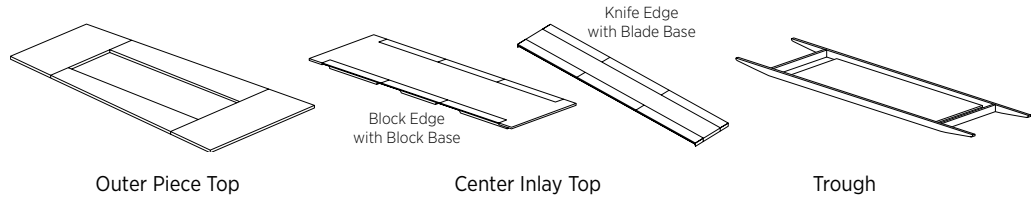
P = HPL W = Veneer C = Combination of Wood/Laminate

For ordering options, see overview at the beginning of this section.

Item	Model No.	W	D	H	Ship Wt	Cubic Ft	List Price
------	-----------	---	---	---	---------	----------	------------

Continued from
Previous Page

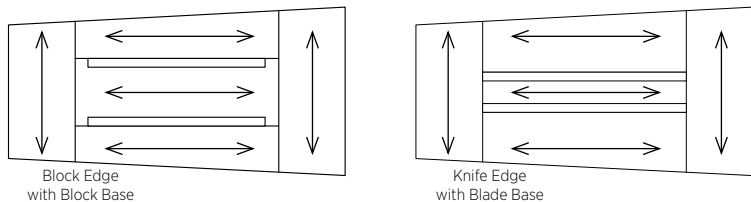
What You Get:



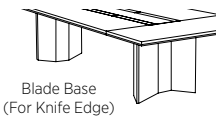
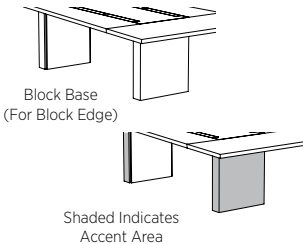
Description

- 1½" Thick View-Shaped Top with Block Edge or 1⅜" Thick View-Shaped Top with Knife Edge
- Veneer Tops Feature UV Finish
- Center Inlay Includes Aluminum Accent Doors for Wire Management
- Center Inlay Available in Contrasting Laminate or Veneer
- Trough Reinforces and Supports Top
- Requires Two (2) Block Bases (Block Edge) or Two (2) Blade Bases (Knife Edge); Tables 144"W or Larger Also Require Middle Base; Sold Separately, See Below
- Silver Grommet Included for Optional Polycorn Installation
- Power and Data Options Available; Sold Separately, Starting on Page 182; See Locations on Pages 140-141
- Assembly Required

Top Grain Direction



BLOCK & BLADE BASES



Block Base Options (For Block Edge Top Only); Must Order

<i>Standard Block Base - Two (2) Required</i>								
96-2428BB	HPL	24	6	28	52	2.4	P\$	1234
95-2428BB	Veneer						W\$	1695
95-2428BB	Veneer/HPL						C\$	1898
<i>Middle Block Base - Required for Tops 144"W or Larger</i>								
96-2428MSL	HPL	24	7½	28	72	2.8	P\$	1507
95-2428MSL	Veneer						W\$	1960
95-2428MSL	Veneer/HPL						C\$	2232

Blade Base Options (For Knife Edge Top Only); Must Order

<i>Standard Blade Base - Two (2) Required</i>								
96-2828BD	HPL	28	10½	28	52	2.4	P\$	1007
95-2828BD	Veneer						W\$	1386
<i>Middle Blade Base - Required for Tops 144"W or Larger</i>								
96-2818MBD	Aluminum	18	3⅞	28	72	2.8	\$	1333
95-2818MBD	Aluminum						\$	1333

Must Specify (in this order):

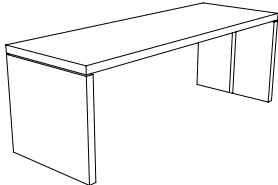
- Standard Base Model #
- Primary Finish/Color
- Accent Material (Block)
- Accent Finish/Color (Block)
- Middle Base Model # (If needed)
- Middle Base Primary Finish/Color (Block)
- Middle Base Accent Material (Block)
- Middle Base Accent Finish/Color (Block)

Description

- All Tops Require Two (2) Bases; Tables 144"W or Larger Also Require Middle Base
- Bases are Constructed with Removable Interior Panel (Aluminum Interior Panel on Blade Bases) for Wire Management Installation
- Outer Panel can be Specified in a Contrasting Finish/Color from Top Finish/Color
- Adjustable Glides Included

P = HPL W = Veneer C = Combination of Wood/Laminate

For ordering options, see overview at the beginning of this section.

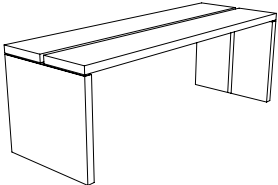
Item	Model No.		W	D	H	Ship Wt	Cubic Ft	List Price
PARSONS TABLES SOLID TOP  <u>Must Specify (in this order):</u> Model # Finish/Color	Standing Height							
	96-36120TPT	HPL	36	120	42	402	41.1	P\$ 9924
	95-36120TPT	Veneer						W\$ 9892
	96-3696TPT	HPL	36	96	42	393	37.7	P\$ 9626
	95-3696TPT	Veneer						W\$ 9359
	96-3672TPT	HPL	36	72	42	385	34.3	P\$ 8717
	95-3672TPT	Veneer						W\$ 8663
	Counter Height							
	96-36120CPT	HPL	36	120	36	380	33.6	P\$ 9397
	95-36120CPT	Veneer						W\$ 9611
	96-3696CPT	HPL	36	96	36	372	30.1	P\$ 9121
	95-3696CPT	Veneer						W\$ 9125
	96-3672CPT	HPL	36	72	36	363	26.8	P\$ 8190
	95-3672CPT	Veneer						W\$ 8411
	Seated Height							
	96-36120PT	HPL	36	120	30	358	26.1	P\$ 9159
	95-36120PT	Veneer						W\$ 9267
	96-3696PT	HPL	36	96	30	350	22.6	P\$ 8895
95-3696PT	Veneer						W\$ 8794	
96-3672PT	HPL	36	72	30	342	19.3	P\$ 7956	
95-3672PT	Veneer						W\$ 8067	

Description

- One Piece Parsons Table
- Parsons Tables are Formed with Mitered Construction to Provide a Clean Aesthetic
- Panel Legs Feature Aluminum Accents for Design Appeal
- Assembly Required

P = HPL W = Veneer

For ordering options, see overview at the beginning of this section.

Item	Model No.		W	D	H	Ship Wt	Cubic Ft	List Price	
PARSONS TABLES		Standing Height							
SPLIT TOP		<i>42"W</i>							
	96-42120TPST	HPL	42	120	42	418	44.8	P\$ 11538	
	95-42120TPST	Veneer						W\$ 11898	
	96-4296TPST	HPL	42	96	42	406	41.4	P\$ 11276	
	95-4296TPST	Veneer						W\$ 11348	
	96-4272TPST	HPL	42	72	42	395	38.0	P\$ 10853	
	95-4272TPST	Veneer						W\$ 10775	
	<i>36"W</i>								
	96-36120TPST	HPL	36	120	42	402	41.1	P\$ 11261	
	95-36120TPST	Veneer						W\$ 11447	
	96-3696TPST	HPL	36	96	42	393	37.7	P\$ 10949	
95-3696TPST	Veneer						W\$ 11071		
96-3672TPST	HPL	36	72	42	385	34.3	P\$ 10558		
95-3672TPST	Veneer						W\$ 10297		
		Counter Height							
		<i>42"W</i>							
	96-42120CPST	HPL	42	120	36	397	37.3	P\$ 10933	
	95-42120CPST	Veneer						W\$ 11675	
	96-4296CPST	HPL	42	96	36	385	33.9	P\$ 10654	
	95-4296CPST	Veneer						W\$ 11057	
	96-4272CPST	HPL	42	72	36	374	30.5	P\$ 10218	
	95-4272CPST	Veneer						W\$ 10505	
		<i>36"W</i>							
	96-36120CPST	HPL	36	120	36	380	33.6	P\$ 10686	
	95-36120CPST	Veneer						W\$ 11204	
	96-3696CPST	HPL	36	96	36	372	30.1	P\$ 10408	
	95-3696CPST	Veneer						W\$ 10819	
	96-3672CPST	HPL	36	72	36	363	26.8	P\$ 10028	
	95-3672CPST	Veneer						W\$ 10206	
		Seated Height							
		<i>42"W</i>							
	96-42120PST	HPL	42	120	30	377	36.0	P\$ 10714	
	95-42120PST	Veneer						W\$ 11375	
	96-4296PST	HPL	42	96	30	365	33.0	P\$ 10419	
	95-4296PST	Veneer						W\$ 10773	
	96-4272PST	HPL	42	72	30	354	29.5	P\$ 9991	
	95-4272PST	Veneer						W\$ 10296	
		<i>36"W</i>							
	96-36120PST	HPL	36	120	30	360	32.5	P\$ 10445	
	95-36120PST	Veneer						W\$ 10846	
	96-3696PST	HPL	36	96	30	352	29.0	P\$ 10181	
	95-3696PST	Veneer						W\$ 10744	
	96-3672PST	HPL	36	72	30	343	25.8	P\$ 9755	
	95-3672PST	Veneer						W\$ 9966	

Must Specify (in this order):
 Model #
 Finish/Color
 Power/Data Location

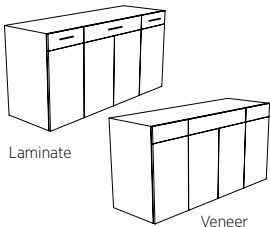
Description

- Split Top Parsons Table with Trough for Wire Management
- Parsons Tables are Formed with Mitered Construction to Provide a Clean Aesthetic
- Panel Legs Feature Aluminum Accents for Design Appeal
- Power and Data Options Available; Sold Separately, Starting on Page 182; See Locations on Page 141
- Assembly Required

P = HPL W = Veneer

For ordering options, see overview at the beginning of this section.

8% Price Increase Effective Feb 14

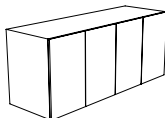
Item	Model No.		W	D	H	Ship Wt	Cubic Ft	List Price	
	4 DOORS & 3 DRAWERS								
	96-2460BF2	HPL	60	24	36	275	34.2	P\$	4758
	95-2460BF2	Veneer						W\$	6057
	4 DOORS & 2 DRAWERS								
	96-2460BF1	HPL	60	24	36	250	34.2	P\$	4130
	95-2460BF1	Veneer						W\$	5223
	2 DOORS & 1 DRAWER								
	96-2430BF	HPL	30	24	36	150	17.6	P\$	2175
	95-2430BF	Veneer						W\$	2830

Must Specify (in this order):

Model #
Finish/Color

Description

- Touch Latch Doors
- Laminate Unit features Aluminum Beam Pull on Drawers While Veneer Unit Features Finger Pull
- Storage Behind Doors with Adjustable Shelves (Laminate or Veneer Shelves, Depending Upon Unit Specified)
- Adjustable Glides
- Finished Back

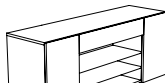
Item	Model No.		W	D	H	Ship Wt	Cubic Ft	List Price	
	4 DOORS								
	96-2472C	HPL	72	24	30	290	28.0	P\$	3713
	95-2472C	Veneer						W\$	5039
	96-2460C	HPL	60	24	30	250	23.4	P\$	3470
	95-2460C	Veneer						W\$	4442
	3 DOORS								
	96-2448C	HPL	48	24	30	210	19.5	P\$	2549
	95-2448C	Veneer						W\$	3366
	2 DOORS								
	96-2436C	HPL	36	24	30	150	17.6	P\$	1905
95-2436C	Veneer						W\$	2568	

Must Specify (in this order):

Model #
Finish/Color

Description

- Touch Latch Doors; Veneer Units Also Feature Finger Pulls
- Storage Behind Doors with Adjustable Shelves
- Adjustable Glides
- Finished Back

Item	Model No.		W	D	H	Ship Wt	Cubic Ft	List Price	
	MEDIA CREDENZA								
	96-1872OMC	HPL	72	18	36	175	24.0	P\$	3453
	95-1872OMC	Veneer						W\$	4434
	96-1860OMC	HPL	60	18	36	155	19.5	P\$	3188
95-1860OMC	Veneer						W\$	4015	

Must Specify (in this order):

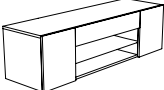
Model #
Finish/Color

Description

- Storage Behind Two (2) Doors with Adjustable Laminate Shelves
- Open Storage with Two (2) Adjustable Metal Shelves in Middle Section Below Flip Down Door
- Flip Down Door (Does Not Feature Soft Close Hinges)
- Finished Back is Recessed and Open 2" Below Worksurface for Wire Management
- Touch Latch Closure; Veneer Units Also Feature Finger Pulls
- Adjustable Glides

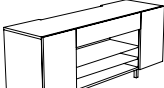
P = HPL W = Veneer

For ordering options, see overview at the beginning of this section.

Item	Model No.		W	D	H	Ship Wt	Cubic Ft	List Price	
	96-1872LOMC	HPL	72	18	24	145	24.0	P\$	3171
	95-1872LOMC	Veneer						W\$	4134
	96-1860LOMC	HPL	60	18	24	125	19.5	P\$	2967
	95-1860LOMC	Veneer						W\$	3786

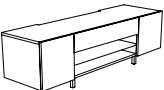
Must Specify (in this order):
 Model #
 Finish/Color

- Description**
- Storage Behind Two (2) Doors with Adjustable Veneer Shelves
 - Open Storage with Adjustable Metal Shelf in Middle Section Below Flip Down Door
 - Flip Down Door (Does Not Feature Soft Close Hinges)
 - Finished Back is Recessed and Open 2" Below Worksurface for Wire Management
 - Touch Latch Doors; Veneer Units Also Feature Finger Pulls
 - Adjustable Glides

	96-1872FMC	HPL	72	18	36	175	24.0	P\$	3323
	95-1872FMC	Veneer						W\$	4361
	96-1860FMC	HPL	60	18	36	155	19.5	P\$	3138
	95-1860FMC	Veneer						W\$	4022

Must Specify (in this order):
 Model #
 Finish/Color

- Description**
- Storage Behind Two (2) Doors with Adjustable Shelves (Laminate or Veneer Shelves, Depending Upon Unit Specified)
 - Open Storage with Two (2) Adjustable Metal Shelves in Middle Section Below Flip Down Door
 - Flip Down Door (Does Not Feature Soft Close Hinges)
 - Finished Back is Recessed and Open 2" Below Worksurface for Wire Management
 - Top is Routed to Accommodate Wire Management or Flat Panel Monitor Stand (See Page 182)
 - Touch Latch Doors; Veneer Units Also Feature Finger Pulls
 - Doors are Hinged from the Inside of the Cabinet and Swing in to Accommodate the Meeting Table
 - Aluminum Post Legs with Adjustable Glides

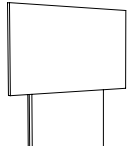
	96-1872LFMC	HPL	72	18	24	145	24.0	P\$	2954
	95-1872LFMC	Veneer						W\$	3632
	96-1860LFMC	HPL	60	18	24	125	19.5	P\$	2798
	95-1860LFMC	Veneer						W\$	3418

Must Specify (in this order):
 Model #
 Finish/Color

- Description**
- Storage Behind Two (2) Doors with Adjustable Shelves (Laminate or Veneer Shelves, Depending Upon Unit Specified)
 - Open Storage with Adjustable Metal Shelf in Middle Section Below Flip Down Door
 - Flip Down Door (Does Not Feature Soft Close Hinges)
 - Finished Back is Recessed and Open 2" Below Worksurface for Wire Management
 - Top is Routed to Accommodate Wire Management or Flat Panel Monitor Stand (See Page 182)
 - Touch Latch Doors; Veneer Units Also Feature Finger Pulls
 - Doors are Hinged from the Inside of the Cabinet and Swing in to Accommodate the Meeting Table
 - Aluminum Post Legs with Adjustable Glides

P = HPL W = Veneer

For ordering options, see overview at the beginning of this section.

Item	Model No.		W	D	H	Ship Wt	Cubic Ft	List Price	
 <p>Shown with Monitor (Not Included)</p> <p>Must Specify (in this order): Model # Finish/Color</p>	COORDINATES WITH ≥60" MEETING TABLES 42" TALL AND FOOTED MEDIA CREDENZAS 36"H								
	96-3067FP	HPL	30½	14	67%	140	16.7	P\$	1747
	95-3067FP	Veneer						W\$	2193
	COORDINATES WITH ≥60" MEETING TABLES 42" TALL AND LOW FOOTED MEDIA CREDENZAS 24"H								
	96-3055FP	HPL	30½	14	55%	123	13.8	P\$	1599
	95-3055FP	Veneer						W\$	1969

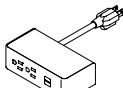
Description

- Not Freestanding; Must be Used with a Coordinating Product
- Finished Back is Removable for Wire Management
- Grain Direction is Vertical
- Aluminum Metal Base
- Accommodates 200, 300, and 400mm VESA Patterns
- Check the Monitor Manufacturer's Specifications for Compliance
- Mounting Hardware Not Included
- Not Responsible for Monitors Improperly Installed or Any Attempt To Use As A Freestanding Unit

 <p>Must Specify (in this order): Model # Finish/Color</p>	96-2650LS	HPL	24	23	49	130	21.9	P\$	1499
	95-2650LS	Veneer						W\$	2513

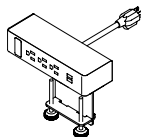
Description

- Top Fixed Shelf Angled for User Comfort
- Two (2) Fixed Shelves and One (1) Adjustable Shelf
- Two (2) Locking and Two (2) Non-Locking Casters
- Wire Management Grommet on Second and Bottom Shelf, Middle Shelf Features Wire Management Grommet Cut Out

	01-DUOCLAMPW	White	5½	3	7	1	0.2	\$	446
	01-DUOCLAMPB	Black						\$	446
	01-DUOCLAMPS	Silver						\$	446

Description

- Clamps to Table Top and Includes: Two (2) Power, Two (2) USB, 10' Cord, and All Mounting Hardware
- Silver Metal Trim on All Color Options
- Independent USB Circuit Controllers Deliver up to 2.1 Amps to Each Post
- FCC Part 15A, UL Recognized for Horizontal and Vertical Applications

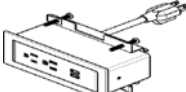
	01-TRIOCLAMPW	White	8	3	7	1	0.2	\$	524
	01-TRIOCLAMPB	Black						\$	524
	01-TRIOCLAMPS	Silver						\$	524

Description

- Clamps to Table Top and Includes: Three (3) Power Outlets, Two (2) USB Ports, One (1) Open Data Port, 10' Cord, and All Mounting Hardware
- HDMI, VGA, and RJ45 Accessories for Open Data Port; Sold Separately, See Page 185
- Silver Metal Trim on All Color Options
- Independent USB Circuit Controllers Deliver up to 2.1 Amps to Each Post
- FCC Part 15A, UL Recognized for Horizontal and Vertical Applications

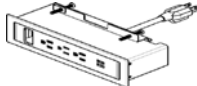
P = HPL W = Veneer

For ordering options, see overview at the beginning of this section.

Item	Model No.		W	D	H	Ship Wt	Cubic Ft	List Price
	01-DUOBEZELW	White	6½	2¼	3⅞	1	0.2	\$ 527
	01-DUOBEZELB	Black						\$ 527
	01-DUOBEZELS	Silver						\$ 527

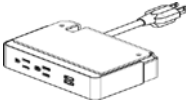
Description

- Sits on Table Top and Includes: Two (2) Power, Two (2) USB, 10' Cord, and All Mounting Hardware
- Independent USB Circuit Controllers Deliver up to 2.1 Amps to Each Post
- FCC Part 15A, UL Recognized for Horizontal and Vertical Applications
- Works with One10 Small Meeting Tables, Standard Tables, and Single Column Meeting Tables

	01-TRIOBEZELW	White	9	2¼	3	1	0.2	\$ 566
	01-TRIOBEZELB	Black						\$ 566
	01-TRIOBEZELS	Silver						\$ 566

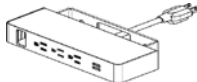
Description

- Sits on Table Top and Includes: Three (3) Power Outlets, Two (2) USB Ports, One (1) Open Data Port, 10' Cord, and All Mounting Hardware
- HDMI, VGA, and RJ45 Accessories for Open Data Port; Sold Separately, See Page 185
- Independent USB Circuit Controllers Deliver up to 2.1 Amps to Each Post
- FCC Part 15A, UL Recognized for Horizontal and Vertical Applications
- Works with One10 Small Meeting Tables, Standard Tables, and Single Column Meeting Tables

	01-DUOW	White	5½	2	3⅞	1	0.2	\$ 556
	01-DUOB	Black						\$ 556
	01-DUOS	Silver						\$ 556

Description


- Sits Between Worksurfaces or Below the Worksurface and Includes: Two (2) Power, Two (2) USB, 10' Cord, and All Mounting Hardware
- Independent USB Circuit Controllers Deliver up to 2.1 Amps to Each Post
- FCC Part 15A, UL Recognized for Horizontal and Vertical Applications
- Works with One10 Small Meeting Tables, Standard Tables with Center Inlay, Standard Tables with Center Channel, and Parsons Tables with Split Top

	01-TRIOW	White	8	2	3	1	0.2	\$ 572
	01-TRIOB	Black						\$ 572
	01-TRIOS	Silver						\$ 572

Description

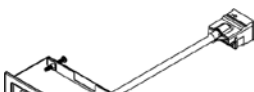
- Sits Between Worksurfaces or Below the Worksurface and Includes: Three (3) Power Outlets, Two (2) USB Ports, One (1) Open Data Port, 10' Cord, and All Mounting Hardware
- HDMI, VGA, and RJ45 Accessories for Open Data Port; Sold Separately, See Page 185
- Independent USB Circuit Controllers Deliver up to 2.1 Amps to Each Post
- FCC Part 15A, UL Recognized for Horizontal and Vertical Applications
- Works with One10 Small Meeting Tables, Standard Tables with Center Inlay, Standard Tables with Center Channel, and Parsons Tables with Split Top

For ordering options, see overview at the beginning of this section.

Item	Model No.		W	D	H	Ship Wt	Cubic Ft	List Price
	01-PDUOBEZELW	White	6½	2½	3	1	0.2	\$ 521
	01-PDUOBEZELB	Black						\$ 521
	01-PDUOBEZELS	Silver						\$ 521

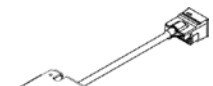
Description

- Sits on Table Top and Includes: Two (2) Power, Two (2) USB, 12" Cord, and All Mounting Hardware
- Requires Daisy Chain Power Box; Sold Separately, See Next Page
- Non-Sequential System Allows up to Eight (8) Modules to be Connected with Jumper Cord, See Next Page
- Independent USB Circuit Controllers Deliver up to 2.1 Amps to Each Post
- FCC Part 15A, RU Listed and UL Recognized for Horizontal and Vertical Applications
- Works with One10 Small Meeting Tables, Standard Tables, and Single Column Meeting Tables

	01-PTRIOBEZELW	White	9	2½	3	1	0.2	\$ 558
	01-PTRIOBEZELB	Black						\$ 558
	01-PTRIOBEZELS	Silver						\$ 558

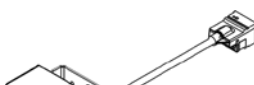
Description

- Sits on Table Top and Includes: Three (3) Power Outlets, Two (2) USB Ports, One (1) Open Data Port, 12" Cord, and All Mounting Hardware
- HDMI, VGA, or RJ45 Accessory for Open Data Port; Sold Separately, See Next Page
- Requires Daisy Chain Power Box, Specified Separately, See Next Page
- Non-Sequential System Allows up to Eight (8) Modules to be Connected with Jumper Cord, See Next Page
- Independent USB Circuit Controllers Deliver up to 2.1 Amps to Each Post
- FCC Part 15A, RU Listed and UL Recognized for Horizontal and Vertical Applications
- Works with One10 Small Meeting Tables, Standard Tables, and Single Column Meeting Tables

	01-PDUOW	White	5½	2	3	1	0.2	\$ 550
	01-PDUOB	Black						\$ 550
	01-PDUOS	Silver						\$ 550

Description

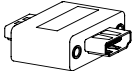
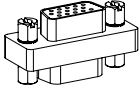
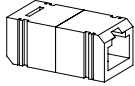
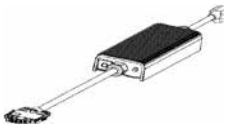
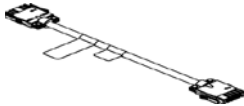
- Sits Between Worksurfaces or Below the Worksurface and Includes: Two (2) Power, Two (2) USB, 12" Cord, and All Mounting Hardware
- Requires Daisy Chain Power Box; Sold Separately, See Next Page
- Non-Sequential System Allows up to Eight (8) Modules to be Connected with Jumper Cord, See Next Page
- Independent USB Circuit Controllers Deliver up to 2.1 Amps to Each Post
- FCC Part 15A, RU Listed and UL Recognized for Horizontal and Vertical Applications
- Works with One10 Small Meeting Tables, Standard Tables with Center Inlay, Standard Tables with Center Channel, and Parsons Tables with Split Top

	01-PTRIOW	White	8	2	3	1	0.2	\$ 566
	01-PTRIOB	Black						\$ 566
	01-PTRIOS	Silver						\$ 566

Description

- Sits on Table Top and Includes: Three (3) Power Outlets, Two (2) USB Ports, One (1) Open Data Port, 12" Cord, and All Mounting Hardware
- HDMI, VGA, or RJ45 Accessory for Open Data Port; Sold Separately, See Next Page
- Requires Daisy Chain Power Box; Sold Separately, See Page 191
- Non-Sequential System Allows up to Eight (8) Modules to be Connected with Jumper Cord, See Next Page
- Independent USB Circuit Controllers Deliver up to 2.1 Amps to Each Post
- FCC Part 15A, RU Listed and UL Recognized for Horizontal and Vertical Applications
- Works with One10 Small Meeting Tables, Standard Tables with Center Inlay, Standard Tables with Center Channel, and Parsons Tables with Split Top

For ordering options, see overview at the beginning of this section.

Item	Model No.	W	D	H	Ship Wt	Cubic Ft	List Price
HDMI DATA PORT ACCESSORY FOR TRIO UNITS	01-LCOMHDMI	-	-	-	1	0.2	\$ 129
 <p>Open Market</p>							
VGA DATA PORT ACCESSORY FOR TRIO UNITS	01-LCOMVGA	-	-	-	1	0.2	\$ 95
							
RJ45 DATA PORT ACCESSORY FOR TRIO UNITS	01-LCOMRJ45	-	-	-	1	0.2	\$ 62
							
DAISY CHAIN POWER BOX	01-PPOWER	-	-	-	1	0.2	\$ 606
	<i>76" Perimeter, 36" Power Cord</i>						
	01-PPOWER2	-	-	-	1	0.2	\$ 621
	<i>24" Perimeter, 144" Power Cord</i>						
 <p>Description</p> <ul style="list-style-type: none"> • Powers up to Eight (8) Duo and Trio Daisy Chain Units • One Nema Plug and One Daisy Chain Plug • 12-Amp System Rating • 15-Amp Over-Current Protection 							
DAISY CHAIN JUMPER CORD	01-6JUMP	-	-	-	1	0.2	\$ 234
	<i>72" Long</i>						
	01-5JUMP	-	-	-	1	0.2	\$ 221
	<i>60" Long</i>						
	01-4JUMP	-	-	-	1	0.2	\$ 187
<i>48" Long</i>							
	01-2JUMP	-	-	-	1	0.2	\$ 172
<i>24" Long</i>							
 <p>Description</p> <ul style="list-style-type: none"> • Connects Duo and Trio Daisy Chain Units • Non-Sequential System Allows up to Eight (8) Modules to be Connected 							

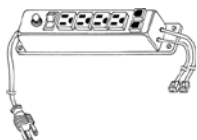
For ordering options, see overview at the beginning of this section.

Item	Model No.	W	D	H	Ship Wt	Cubic Ft	List Price
VESTA POWER CENTER	01-PDCTR	10¾	12	28¾	14	2.5	\$ 1386

**Description**

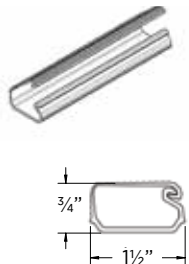
- Top Includes One (1) Power Outlet, Two (2) USB Ports and One (1) USBC Port; Base Includes Three (3) Outlet
- Available in White
- 120" Power Cord
- Built with Weight Distribution for Optimal Stability
- Base is 5" Tall

POWER STRIP	01-PRSP	9	2	2	1	-	\$ 159
-------------	---------	---	---	---	---	---	--------

**Description**

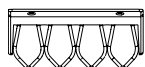
- Includes Four (4) Outlets and Two (2) Phone Jacks
- Black Plastic with Rocker On/Off Switch
- 13 Amp Circuit Breaker
- 10' Power Cord and Two (2) 14' Phone Hook Up Cords
- UL and CSA Recognized
- Suitable for Surface or Recessed Mounting
- Ships via UPS Only

WIRE MANAGERS	01-WMGR4	16	1½	¾	1	-	\$ 91
---------------	----------	----	----	---	---	---	-------

**Description**

- Four (4) Wire Manager Strips
- Black Plastic
- Snap Lock Channel
- Attaches with Adhesive Strips
- Can be Placed on All Units to Route Wires

CABLE GRIP	01-WMGRCB	5¾	2¾	-	-	-	\$ 14
------------	-----------	----	----	---	---	---	-------

**Description**

- Under Surface Wire Management
- Black

For ordering options, see overview at the beginning of this section.

ORDERING INFORMATION

All orders should be emailed to neworders@indianafurniture.com.
Orders can be faxed to 812-482-9035 or mailed to:

Indiana Furniture
P.O. Box 270
1224 Mill Street
Jasper, IN 47547-0270

ORDER PROCEDURE

All orders must include purchase order number, billing address, ship-to address and phone number, and any special instructions.

When ordering casegoods or tables, give complete quantity, model number, finish and any other options.

When ordering seating, give complete quantity, model number, finish, fabric and any other options.

Within each series, an example of "How to Order" is illustrated at the beginning of each series section. For further clarification of order procedure, contact Customer Service.

PRICING

All prices shown are suggested retail prices F.O.B. Point of Origin, freight prepaid and allowed to one continental US destination. Prices, specifications and materials are subject to change without notice. Possession and/or distribution of this price list does not in itself constitute an offer to sell. Orders can be received only from authorized Indiana Furniture dealers. Orders will be billed at prices prevailing at time of shipment, unless acknowledged prior to the effective date of the price change, in which case billing will be at the price acknowledged.

ACKNOWLEDGMENT

All orders will be acknowledged promptly, showing how the order was entered, its approximate shipping date and other pertinent information. This acknowledgment is the final agreement between the customer and Indiana Furniture and is the exclusive statement of the terms thereof. Please examine this acknowledgment carefully and advise Indiana Furniture immediately of any discrepancies.

BUYER'S OBLIGATION: RIGHTS OF SELLER

If Indiana Furniture shall at any time doubt Buyer's financial responsibility, Indiana Furniture may decline to make shipments hereunder except upon receipt of cash payment in advance or security or other proof of responsibility satisfactory to Indiana Furniture. If buyer fails in any way to fulfill the terms and conditions set forth herein, Indiana Furniture may defer shipments until such default is corrected. Remedies provided herein shall be in addition to, and not in lieu of other remedies. Buyer agrees to abide by payment terms as listed on invoice. Buyer shall pay all reasonable costs and expenses, including attorney and collection fees, and late fees, incurred by Seller in connection with any amounts due for goods ordered.

CANCELLATIONS AND CHANGES

Due to immediate production on build-to-order items, all orders are considered firm and are not subject to cancellation or change without approval from Indiana Furniture. All approved changes are subject to additional charges and revised lead times.

PRODUCT DESIGN AND SPECIFICATION CHANGES

Indiana Furniture reserves the right to make changes in design and construction or discontinue products without prior notice.

REPAIR CHARGES

Indiana Furniture will only pay repair charges if Customer Service gives prior written authorization. No repair charge will be paid without advance approval at which time you will be issued a repair authorization number that will allow you to invoice Indiana Furniture for the completed work.

WAREHOUSE STORAGE CHARGES

If a shipment is held beyond 14 calendar days at your request, a **.067% per calendar day** (2% per month) storage charge will be assessed. The effective date will be 14 calendar days after the acknowledged ship date. Further, the prices applied to the order will be those in effect at the time of shipment.

DAMAGED MERCHANDISE

The consignee is responsible for filing claims with the carrier for damage and shortages. Claims for both obvious and concealed damage must be filed within 15 calendar days, and the damaged merchandise must not have been moved from the original receiving location. All damaged merchandise, including the cartons and packing materials, must be retained for inspection by either the carrier or by an Indiana Furniture Sales Representative. Indiana Furniture reserves the right to select the most cost effective way to repair or replace the damaged item. Once you have notified the carrier, please contact Customer Service for further assistance.

Obvious Damage/Missing Cartons — Do not refuse merchandise damaged in transit. Indiana Furniture recommends the consignee inspect all merchandise upon arrival. If a shipment is received damaged or short, note all information on carrier's copy and your copy of freight bill and delivery receipt. Notify the delivering carrier and file a claim immediately. Pending the results of your claim, either Indiana Furniture or the carrier will cover 100% of the cost to repair or replace the damaged or missing item.

Concealed Damage — If concealed damage is discovered, notify the delivering carrier at once and request an inspection. This must be done within 15 calendar days of delivery. If the carrier will not perform the inspection, you should prepare an affidavit that you contacted them, noting the time and date, and that they failed to comply with your request. This, along with the other papers in your possession, will support the claim. Pending the results of your claim, the cost to repair or replace the item will be covered 1/3 by the carrier and 2/3 by Indiana Furniture for shipments less than a full truckload and 100% by Indiana Furniture for shipments of full truck loads.

RETURN MERCHANDISE

Merchandise will not be accepted for return without a RGA (Return Goods Authorization) issued by Indiana Furniture. We will consider issuing RGAs for the following reasons:

1. Manufacturing defect (inspected by Indiana Furniture representative)
2. Indiana Furniture order processing error
3. Shipping error
4. Mis-marked cartons
5. Duplicated shipments

If you have any questions as to whether your reason for return qualifies for consideration, please contact your Customer Service Representative. Merchandise must be returned within 60 days of the RGA issued date, or within 60 days upon receipt of replacement product to receive credit. Returns due to mis-marked cartons must also be returned in the original cartoning, with shipping labels intact, to receive credit.

All merchandise being returned must be properly packed and protected to ensure no further damage is incurred during transportation back to an Indiana Furniture facility. Upon receipt, all returned merchandise will be thoroughly inspected and the results compared to the reason for return stated on the RGA. Any discrepancies, such as additional damage, signs of usage, missing parts, etc., will result in an adjustment to the amount of credit issued.

DELIVERY AND FREIGHT CHARGES

All shipments are F.O.B. Point of Origin, Jasper, IN, freight prepaid and allowed dock to dock on 53' trailer. Ownership and responsibility of the merchandise becomes that of the buyer upon delivery to the freight company. Shipments into Alaska, Hawaii, Canada, Mexico, Puerto Rico and other exports are freight prepaid and allowed to port of exit.

Indiana Furniture reserves the right to select the most appropriate carrier and routing on all shipments. Indiana Furniture will attempt to accommodate requests for favored carriers and delivery times. Deliveries requested Monday through Thursday, after 3pm, will be assessed a \$300 per truck after hours fee. Deliveries requested after 3pm on Friday or on weekends, will be assessed a \$600 per truck weekend delivery fee.

Inside delivery and installation services are not included in the pricing shown. Any deviation from dock-to-dock delivery, such as but not limited to, non-dock, residential, or inside delivery must be specified on the order. Should these services be requested or required, all charges incurred will be charged to the "Sold To" of the order.

Shipments totaling less than \$2000 (net value, product only) will be assessed a small order fee of \$200 Net per shipment. This fee will be waived for items shipped via small package carriers.

BIFMA AND ANSI TESTING

Indiana Furniture is a member of the Business and Institutional Furniture Manufacturer's Association (BIFMA). Tests developed by the BIFMA and approved by the American National Standards Institute (ANSI) determine the strength and durability of casegoods and seating in its everyday use. Although this testing does not serve as a warranty or guarantee, Indiana Furniture products within this price list have been tested by an independent verifying body and meet or exceed applicable BIFMA and ANSI standards.

Subject to the limitations set forth in this warranty, Indiana Furniture Industries, Inc. (“**Indiana Furniture**”) warrants to the original purchaser all product in this price list (“**Product**”) to be free from defects in material and workmanship given normal use for a 12-year period from the date of manufacture. During the applicable warranty period, Indiana Furniture, as its sole obligation, will repair or replace (in Indiana Furniture’s sole discretion) any Product, part, or component covered by this warranty and sold after December 6, 2021, which fails under normal use as a result of a defect in material or workmanship. Normal use is defined as the equivalent of a single shift, 40-hour work week. Indiana Furniture will repair or replace the defective Product, part, or component with a comparable Product, part, or component.

Warranty periods are limited for certain Products and parts as follows:

12-year Warranty (from the date of manufacture)

- Seating Mechanisms
- Veneers
- Laminates
- Casters and Glides

7-year Warranty (from the date of shipment)

- Pneumatic Table Lift
- Electric Table Lift

5-year Warranty (from the date of manufacture)

- Triple Play Series
- Electrical Components
- Pneumatic Cylinders
- Textiles, Foam, and Decorative Trim
- Swivel Arm Pads
- Keyboard Kits
- Lighting
- All Height Adjustable Mechanisms

3-year Warranty (from date of shipment)

- Dock 950 Wireless Charger
- Dock 150 Wireless and USB Charger

THIS WARRANTY DOES NOT COVER:

- Damage caused by a carrier or third party
- Normal or routine wear and tear
- Appearance, durability, quality, behavior, colorfastness, or any other attribute of customer’s own materials or any non-standard Indiana Furniture material (including CF Stinson, Maharam, Momentum, Mayer, UltraFabrics, Architex, and other alliance programs) specified by the customer and applied to a Product
- Color, grain or texture of wood, laminate and other covering materials
- Changes in wood or fabric color due to aging or exposure to light

As the manufacturer of the Product, Indiana Furniture stands behind its craftsmanship and pledges to do everything it can to reasonably resolve, as quickly as possible, any problems you may have with the Product within the terms and conditions of this warranty.

































If you encounter a defect covered by the foregoing warranty, contact the dealer from whom you purchased the Product. If the dealer is unable to resolve your warranty issues, you should contact Indiana Furniture. Please ensure that you have all of the pertinent facts when contacting the dealer or Indiana Furniture, including the model number and factory order number from the inspection label attached to the Product.

INDIANA FURNITURE IS NOT PROVIDING, AND SPECIFICALLY DISCLAIMS, ANY OTHER WARRANTIES FOR THE PRODUCTS, EXPRESS OR IMPLIED, INCLUDING ANY IMPLIED WARRANTY OF MERCHANTABILITY OR FITNESS FOR A PARTICULAR PURPOSE. INDIANA FURNITURE SHALL NOT BE LIABLE TO THE PURCHASER OR ANY THIRD PARTY FOR CONSEQUENTIAL, INCIDENTAL, INDIRECT, OR SPECIAL DAMAGES, INCLUDING, WITHOUT LIMITATION, DAMAGES ARISING OUT OF OR RESULTING IN ANY MALFUNCTIONS, DELAYS, LOSS OF PROFIT, INTERRUPTION OF BUSINESS, PERSONAL INJURY, BODILY INJURY, DEATH, DISMEMBERMENT, OR PROPERTY DAMAGE.

Indiana Furniture Industries, Inc.
Attn: Customer Service
1224 Mill Street, P.O. Box 270
Jasper, Indiana 47547-0270
800.422.5727
Fax 812.482.9035
custserv@indianafurniture.com

Surface Materials

Wood Finishes and Woodgrain, Solid, and Patterned Laminates

					
Beigewood (BW) TFL, HPL, Seating*	Sugar Maple (SM) Veneer, TFL, HPL, Seating	Oak Riftwood (ORW) Veneer*, TFL, HPL, Seating*	Sunglow Walnut (SW) Veneer, Seating	Fawn Oak (FO) Veneer*, Seating*	Weathered Ash (WTA) Veneer*, TFL, HPL, Seating*
					
Smoky Brown Pear (SBP) Veneer, TFL, HPL, Seating*	Asian Night (AS) Veneer, TFL, HPL, Seating	Studio Teak (TK) TFL, HPL, Seating	Pinnacle Walnut (PNW) TFL, HPL, Seating	Tavern Teak (TT) Veneer, Seating*	Harvest Maple (HVM) Veneer, TFL, HPL, Seating*
					
Medium Oak (MO) Veneer*, Seating*	Golden Cherry (GC) Veneer, TFL, HPL, Seating	Legacy Walnut (LW) Veneer, Seating	Artisan Walnut (AW) Veneer, Seating	Shaker Cherry (SKC) Veneer, TFL, HPL, Seating	Select Cherry (SCH) Veneer, TFL, HPL, Seating
					
Williamsburg Cherry (WC) Veneer, TFL, HPL, Seating	Harvest Walnut (HW) Veneer, Seating	Dark Cherry (DC) Veneer, Seating	Mahogany Walnut (MW) Veneer, TFL, HPL, Seating	Columbian Walnut (CO) Veneer, TFL, HPL, Seating	Dark Forest Walnut (DFW) Veneer, Seating*
					
Espresso (EW/EF) Veneer, TFL, HPL, Seating	Designer White (WH) TFL, HPL, Seating	White Sand (WHS) TFL, HPL	Fashion Grey (FHG) TFL, HPL	Pepperdust (PPD) TFL, HPL	Slate Grey (SG) TFL, HPL
					
Black (BL) TFL, HPL, Seating	Pewter Mesh (PTM) HPL (training tables only)	Steel Mesh (STM) HPL (training tables only)			

* Finish is Low Sheen

Metal Options

					
Oyster White (OYST)	Sugar Cookie (SUGC)	Aluminum (ALUM)	Chrome (CHRM)	Mist (MIST)	Black (BLK) / Noir (NOIR)






Square One Wood Finishes

				
Aspen White (AWH)	Natural Beech (NB)	Truffle Rain (TR)	Orchard (OR)	Ember Gray (EG)

Square One Acrylic Options

				
Frosted (FSTA)	Raffia (RAFA)	Tinsel (TNSA)	Twigwork (TGWA)	Woven (WOVA)

Square One Acoustic Options

				
Milky (MLK)	Taupe (TPE)	Grey (GRY)	Ash (ASH)	Black (BLK)

8% Price Increase Effective Feb 14

Colors represented are high-resolution reproductions and may vary slightly from the actual product. To see actual colors, please visit our website or contact our Sales team or order online at www.indianafurniture.com. Graining and finish colors may vary, yet will continue to complement, across Veneer, HPL, TFL, and Seating products due to the inherent differences of these materials.

Indiana[®] FURNITURE

1224 Mill Street
PO Box 270
Jasper, Indiana 47547-0270

Tel 812.482.5727
Tol 800.422.5727
Fax 812.482.9035
sales@indianafurniture.com
www.indianafurniture.com

Federal Classification: Small Business

8% Price Increase Effective Feb 14

