

NEW PRICING FEBRUARY 14

Effective February 14, 2022,
Indiana Furniture will incur
an **8% price increase** on all
models and options.

Casegoods + Reception

PRICING EFFECTIVE DECEMBER 6, 2021

Indiana
FURNITURE

Being over a century old hasn't slowed us down! Sure, we are still the reliable, ethical company that was born in southern Indiana, steeped in quality, craftsmanship, and service. But have you seen our latest introductions? We are making a splash with design and challenging the concept of modern offices. Go ahead. Take a look. You know you want to.

Our Pledge to People + Our Plant.

We've been making wood furniture longer than just about anyone...and we want to be doing so for a long time to come. That's a large part of why we take a stewardship approach to our resources. We believe that environmental sustainability and business profits need not be mutually exclusive. They can and should exist side by side in a mutually beneficial relationship. And for more than a century, we've been showing how it's done.

We've proven our commitment to a sustainable future by supporting the standards and programs that protect our home planet and human health. Whether it's local sourcing, reducing contaminants, implementing wellness and safety programs, or diverting waste from landfills, social responsibility is a part of every decision we make at Indiana Furniture.

One of the surest ways to reduce our impact on the planet is to make and buy things that last. And this one's a natural for us. Our products are made with craftsmanship and attention to detail that are a part of our more than a century-long legacy in wood manufacturing. And our products are backed by our 12-year warranty, which facilitates maintenance, servicing and reassembly.

All of our product lines:

- Are manufactured and assembled in the USA,
- Meet or exceed Indoor Air quality standards*,
- Meet or exceed BIFMA level® Sustainability standards and certification*,
- Conform to the BIFMA Compliance standards*,
- Comply with TSCA Title VI (CARB) standards,
- and can contribute to U.S. Green Building's LEED Program.

To learn more, simply go to www.IndianaFurniture.com/resources.



Ease of Specification

Whether you're looking to specify your office spaces or simply to visualize them in the options and surface materials you are desiring, we make it easy. You can find the entire Indiana Furniture portfolio on the following third-party, space-planning platforms.



* Recently launched or new products may still be in testing; Cush Pillows is currently not BIFMA Compliant due to no available compliance test.

With a nod to the '50s and '60s, Iconic's clean lines, tapered legs, and unexpected details present a timeless, approachable quality while being suited to outfit a multitude of areas, including private office, open plan/benching, small meeting areas, and ancillary spaces.

CONSTRUCTION

Iconic features a Veneer chassis with your choice of a Veneer, HPL or 3D Laminate top. Units ship assembled unless otherwise noted.

veneer

- Exposed surfaces feature select-grade, plain-sliced hardwood Cherry, Maple, American Black Walnut, White Oak, and composite veneers; Veneers are carefully selected and matched to assure proper balance and consistency
- Veneer features UV Advantage, an ultra-violet finish, on all exposed surfaces by utilizing roll-coat UV technology

LAMINATE

- TFL and HPL are made of woodgrain and solid color laminates fused to particleboard core; Each laminate offers lasting beauty, superior resistance to normal wear, and easy maintenance
- 3D laminate surfaces eliminate the need for edge banding, visible seams, and special edge treatments; elimination of seams helps mitigate the accumulation of potential contaminants and simplifies cleaning

TOPS

- Tops are 1 $\frac{3}{16}$ " thick
- Square (Y) Edge Profile is 3-ply balanced construction with 3mm wood edge-banded rims
- Square edge tops are shaped on all four sides
- Knife (KB) and Illusion (ILL) Edge Profile are 5-ply balanced construction with hardwood rims. Knife (KB) and Illusion (ILL) Edge Profile are profiled on three sides of Double Ped and Single Ped Desks with user side featuring Square Edge (Y)
- Grain direction runs left-to-right unless noted

CHASSIS

- Chassis are fastened by using high quality European fastening systems and heavy-duty, 16-gauge joining brackets to assure maximum strength
- All units ship with heavy-duty, adjustable glides to ensure proper leveling and compensate for uneven floors
- Horizontal grain direction unless otherwise noted

DRAWERS

- Box and file drawers are tested for 100lb capacity; Lateral file drawers are tested for 200lb capacity
- 5-sided drawer construction for easy removal of drawer fronts
- Fronts are 3-ply construction, $\frac{3}{4}$ " thick with matched grain
- Sides, back, and front are $\frac{1}{2}$ " thick woodgrain vinyl-wrapped miter fold construction; box and file drawers have $\frac{1}{8}$ " thick hardboard bottoms, lateral file drawers feature $\frac{1}{4}$ " thick bottoms
- Optional Dovetail construction with $\frac{7}{16}$ " thick hardwood sides and backs and $\frac{5}{32}$ " thick hardboard bottoms
- Box and file drawers feature full extension, progressive action slides with precision steel ball bearings with optional soft close
- Lateral files $\frac{3}{4}$ extension, progressive action slides with precision steel ball bearings
- All suspensions have a limited lifetime warranty

FILING

- All file drawers are standard with filing systems designed to accommodate a variety of filing requirements
- Legal width file drawers provide legal filing front to back, and letter or legal filing side to side

STORAGE

- All hinged doors include soft close hinges
- Soft close hinges reduce stress placed on the cabinet when the door is closed and offers a quiet closure

LOCKING

- All units with drawers feature standard locking; optional locking available on models with doors where noted (see page 382)
- Lock core available in black or silver, please specify color
- Removable lock cylinders allow for units to be re-keyed at a later date if required
- Units are shipped randomly keyed as standard
- Keyed alike units available upon request at no additional charge

CORD MANAGEMENT

- Grommets are available in the tops of desks, returns, bridge tops, kneespace credenzas, and credenzas
- An exit grommet is standard on the bottom of pedestals for wires to escape
- Hutch units have standard grommets in back panels
- On units, where noted, a removable back panel for wire access/wire management, as well as an exit grommet, come standard
- Grommets are 2 $\frac{3}{8}$ " in diameter and available in black or silver
- See page 382 for all optional grommet locations
- Wire channel available for additional undersurface cord management; see page 416

INTERIOR DRAWER DIMENSIONS

Models

50-3672DP	50-3072DP	50-2472LKC	50-2472RKC
50-3666DP	50-3066DP	50-2466LKC	50-2466RKC
50-3660DP	50-3060DP	50-2460LKC	50-2460RKC
50-3672LP	50-3672RP	50-3072LP	50-3072RP
50-3666LP	50-3666RP	50-3066LP	50-3066RP
50-3660LP	50-3660RP	50-3060LP	50-3060RP
50-4824LPDR	50-4824RPDR	50-4224LPDR	50-4224RPDR
50-1872SWBL	50-1872SWBR		

Drawers

	W	L	D
Box	15 $\frac{3}{8}$ "	16 $\frac{3}{16}$ "	3 $\frac{1}{2}$ "
File	15 $\frac{3}{8}$ "	16 $\frac{3}{16}$ "	9 $\frac{1}{16}$ "

Models

50-2472LOBL	50-2472LOBR	50-2472DBF	50-2472LDF
50-2472OBFL	50-2472OBFR		

Drawers

	W	L	D
Lat File	32 $\frac{1}{2}$ "	15 $\frac{1}{16}$ "	9 $\frac{1}{4}$ "

Models


50-2460LOBL	50-2466LOBL	50-2460OBFL	50-2466OBFL
50-2460LOBR	50-2466LOBR	50-2460OBFR	50-2466OBFR
50-2460DBF	50-2460LDF	50-6024LLR	50-6024RLR

Drawers

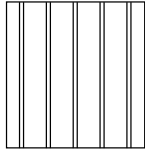
	W	L	D
Box	15 $\frac{3}{8}$ "	12 $\frac{1}{8}$ "	3 $\frac{1}{2}$ "
Lat File	26 $\frac{1}{2}$ "	15 $\frac{1}{16}$ "	9 $\frac{1}{4}$ "

FILING CAPABILITIES

Drawers with Dimensions: 15³/₈"W x 16¹/₁₆"L

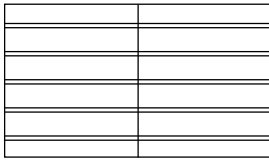


Letter Font to Back

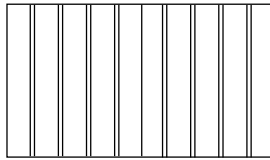


Legal Side to Side

Drawers with Dimensions: 26³/₂"W x 15¹/₁₆"L

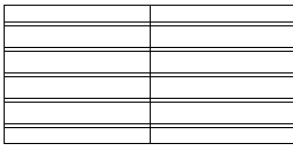


2 Rows Letter Font to Back

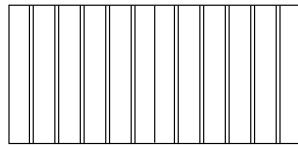


1 Row Legal Side to Side

Drawers with Dimensions: 32³/₂"W x 15¹/₁₆"L



2 Rows Letter Font to Back



1 Row Legal Side to Side

HOW TO ORDER EXAMPLES

Model No.	Description	Example
50-3672DP	Top Material	3D
	Edge Profile	KB
	Top Finish/Color	CR3
	Chassis Finish	SW
	Finger Pull Accent Material/Color	FPPFHG
	Leg Finish	SW
	Modesty Accent Material	50-APFMD
	Modesty Accent Color	MAPFHG
	Drawer Construction	DOVE
	Drawer Track	SFTCL
	Lock Color	BLK
	Power/Data	GC, SLV
	Kneespace Options	01-1622CD
50-2472OBFL	Top Material	P
	Top Finish/Color	SW
	Chassis Finish	SW
	Cabinet Accent Color	CABSH
	Finger Pull Accent Material/Color	FPPBSH
	Leg Finish	SW
	Drawer Construction	-
	Drawer Track	SFTCL
	Lock Color	BLK
	Power/Data	GC, BLK

Model No.	Description	Example
50-24600SD72	Chassis Finish	WTA
	Cabinet Accent Color	CAENL
	Round Pull/Metal Accent Color	CRD
	Leg Finish	BL

VENEER (W) OPTIONS

Veneer features UVAdvantage, an ultra-violet finish, on all exposed surfaces by utilizing roll-coat UV technology

AW	Artisan Walnut	MW	Mahogany Walnut
AS	Asian Night	MO	Medium Oak*
CO	Columbian Walnut	ORW	Oak Riftwood*
DC	Dark Cherry	SCH	Select Cherry
DFW	Dark Forest Walnut	SKC	Shaker Cherry
EW	Espresso	SBP	Smoky Brown Pear
FO	Fawn Oak*	SM	Sugar Maple
GC	Golden Cherry	SW	Sunglow Walnut
HVM	Harvest Maple	TT	Tavern Teak
HW	Harvest Walnut	WTA	Weathered Ash*
LW	Legacy Walnut	WC	Williamsburg Cherry

* Finish is Low Sheen

HPL (P) OPTIONS

AS	Asian Night	SCH	Select Cherry
CO	Columbian Walnut	SKC	Shaker Cherry
EW	Espresso	SBP	Smoky Brown Pear
GC	Golden Cherry	SM	Sugar Maple
HVM	Harvest Maple	WTA	Weathered Ash
MW	Mahogany Walnut	WC	Williamsburg Cherry
ORW	Oak Riftwood		

3D LAMINATE (3D) OPTIONS

3D laminate surfaces eliminate the need for edge banding, visible seams, and special edge treatments. The elimination of seams helps to mitigate the accumulation of potential contaminants and simplifies cleaning. See cleaning instructions on our website under Resources.

Our Matte White and Matte Black options are not only durable, they leave no fingerprints. The matte, soft touch finish will add a sense of luxury, beauty, and style to any interior space.

Our Concrete option features a city-inspired, grey concrete surface with an embossed texture that is real to the touch and feel.

See individual select products for availability.

CR3	Concrete	WH3	Matte White
BL3	Matte Black		



Concrete (CR3)



Matte Black (BL3)



Matte White (WH3)

WOOD FINISH LEG OPTIONS

AW	Artisan Walnut	MW	Mahogany Walnut
AS	Asian Night	MO	Medium Oak
CO	Columbian Walnut	ORW	Oak Riftwood
DC	Dark Cherry	SCH	Select Cherry
DFW	Dark Forest Walnut	SKC	Shaker Cherry
EW	Espresso	SBP	Smoky Brown Pear
FO	Fawn Oak	SM	Sugar Maple
GC	Golden Cherry	SW	Sunglow Walnut
HVM	Harvest Maple	TT	Tavern Teak
HW	Harvest Walnut	WTA	Weathered Ash
LW	Legacy Walnut	WC	Williamsburg Cherry

SOLID COLORS

BL	Black	WH	Designer White
----	-------	----	----------------

EDGE PROFILE

Select units feature multiple profile options. See specific units for details. Double Ped and Single Ped Desks are profiled on three sides with user side featuring Square Edge (Y).

I	Illusion	Y	Square
KB	Knife		



PULL OPTIONS

STD	Finger Pull, Veneer*	BRD	Round Door Pull, Black
FPF	Finger Pull, Fabric	CRD	Round Door Pull, Chrome
FPP	Finger Pull, HPL		



Finger Pull



Round Door Pull

*Veneer Finger Pull Finish will match Chassis Finish


FINGER PULL HPL ACCENT (FPP) OPTIONS

FPPBL	Black	FPPPPD	Pepperdust
FPPBSH	Blush	FPPSG	Slate Grey
FPPWH	Designer White	FPPSV	Summer Vacation
FPPENL	Enamel	FPPSUS	Surfin USA
FPPFHG	Fashion Grey	FPPWHS	White Sand
FPPFK	First Kiss		



MODESTY ACCENT HPL (P) OPTIONS

MAPBL	Black	MAPPPD	Pepperdust
MAPBSH	Blush	MAPSG	Slate Grey
MAPWH	Designer White	MAPSV	Summer Vacation
MAPENL	Enamel	MAPSUS	Surfin USA
MAPFHG	Fashion Grey	MAPWHS	White Sand
MAPFK	First Kiss		



Modesty Panel is available in veneer only, while the Modesty Accent is available in veneer, HPL, or fabric.

UPHOLSTERY OPTIONS

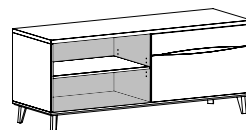
For units available with a Fabric Finger Pull or Modesty Accent, as well as tackboards, we offer a wide variety of graded-in or contract options. Due to the minimal, 1/2 yard requirement for Accent Features, all leather options for these units will be COL.

All graded-in fabrics, contract partners, and our COM/COL Form may be found online at: www.indianafurniture.com/resources

INTERIOR CABINET ACCENT HPL (P) OPTIONS -

Select units feature an optional interior HPL accent color. See specific units for details.

CABL	Black	CAPPD	Pepperdust
CABSH	Blush	CASG	Slate Grey
CAWH	Designer White	CASV	Summer Vacation
CAENL	Enamel	CASU	Surfin USA
CAFHG	Fashion Grey	CAWHS	White Sand
CAFK	First Kiss		



For example, Shaded Area Denotes Cabinet Accent Location

DRAWER OPTIONS


Units with drawers come standard with woodgrain vinyl-wrapped drawers. Optional dove tail construction for all box, file, and lateral file drawers is available. Soft close is also available for all box and file drawers. Must specify when ordering.

Pricing is per Drawer, not per Model/Unit.

DOVE	Wood Dove Tail Construction	\$	35
SFTCL	Soft Close Drawer Track (Box & File Drawers Only)	\$	27

LOCK CORE COLOR OPTIONS

BLK	Black
SLV	Silver



GROMMET OPTIONS & POWER UNIT LOCATIONS

Grommets are available in tops of returns, bridges, and credenzas, and may be ordered without grommets at no additional charge. Please specify NO GROMMET on order.

Grommets are available on hutches in standard locations for task light management at no additional charge. Please specify WMHUBL (Black) or WMHUSV (Silver).

Power/Data, Dock 950 and Dock 150 units must be specified separately with surface mount location. Dock 950 and Dock 150 units are available on Table Desks and Credenza Tops, and where otherwise noted.

Grommets are available in standard locations. Please specify using info below. Multiple locations may be selected. Only one unit per location.

GROMMET LOCATIONS (Black = BLK and Silver = SLV)

GC	Grommet, Center - Specify BLK or SLV	\$	60
GL	Grommet, Left - Specify BLK or SLV	\$	60
GR	Grommet, Right - Specify BLK or SLV	\$	60

DUO/TRIO BEZEL LOCATIONS

PDC-C	Bezel, Center
PDC-L	Bezel, Left
PDC-R	Bezel, Right

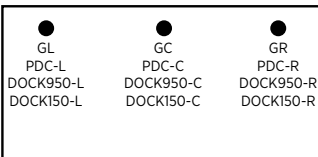
DOCK 950 and DOCK 150 LOCATIONS (See Page 116)

DOCK950-L	D950 Wireless Charger, Left	\$	207
DOCK950-C	D950 Wireless Charger, Center	\$	207
DOCK950-R	D950 Wireless Charger, Right	\$	207
DOCK150-L	D150 Wireless and USB Charger, Left	\$	317
DOCK150-C	D150 Wireless and USB Charger, Center	\$	317
DOCK150-R	D150 Wireless and USB Charger, Right	\$	317

Verify Grommet Option is available on the model(s) you are specifying using the following location information. Grommets, Power Units, Dock 950 and Dock 150 may be ordered in non-standard locations. Call Customer Service to assist with specification and/or please attach a drawing to the PO showing the location of the grommet. Note additional charges and lead times may apply.

Models

50-3672DP	50-3072DP	50-2472LKC	50-2472RKC
50-3666DP	50-3066DP	50-2466LKC	50-2466RKC
50-3660DP	50-3060DP	50-2460LKC	50-2460RKC
50-3672LP	50-3672RP	50-3072LP	50-3072RP
50-3666LP	50-3666RP	50-3066LP	50-3066RP
50-3660LP	50-3660RP	50-3060LP	50-3060RP
50-3672ROTD	50-3072ROTD	50-3672TD	50-3072TD
50-3666ROTD	50-3066ROTD	50-3666TD	50-3066TD
50-3660ROTD	50-3060ROTD	50-3660TD	50-3060TD

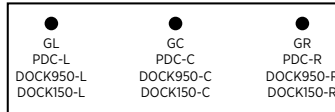


GL/GR/PDC-L/PDC-R/DOCK950-L/
DOCK950-R/DOCK150-L/DOCK150-R:
6" from ends; 21" from user side

GC/PDC-C/DOCK950-C/DOCK150-C:
21" from user side

Models

50-2472LKC	50-4224RPDR	50-6024RLR*	50-2460LOBR
50-2466LKC	50-2472DBF	50-4824TP	50-2472OBFL
50-2460LKC	50-2460DBF	50-4224TP	50-2472OBFR
50-2472LOB	50-2472RKC	50-3624TP	50-2466OBFL
50-2466LOB	50-2466RKC	50-2472SDB	50-2466OBFR
50-2460LOB	50-2460RKC	50-2466SDB	50-2460OBFL
50-4824LPDR	50-2472LDF	50-2460SDB	50-2460OBFR
50-4224LPDR	50-2460LDF	50-2472LOBR	50-2472LOBL
50-4824RPDR	50-6024LLR*	50-2466LOBR	50-2466LOBL
			50-2460LOBL



* Center grommet not available

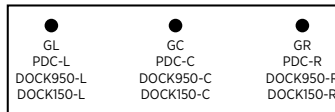
PDC-L/PDC-R: 11" from ends; 21 1/2" from user side
PDC-C: 21 1/2" from user side

GL/GR/DOCK950-L/DOCK950-R/
DOCK150-L/DOCK150-R: 6" from ends; 20" from user side

GC/DOCK950-C/DOCK150-C: 20" from user side

Models

50-4824TDR	50-2472ROTD	50-2466ROTD	50-2460ROTD
50-4224TDR			



PDC-L/PDC-R: 11" from ends; 15" from user side
PDC-C: 15" from user side

GL/GR/DOCK950-L/DOCK950-R/
DOCK150-L/DOCK150-R: 6" from ends; 15" from user side

GC/DOCK950-C/DOCK150-C 15" from user side

LOCKING DOORS

Locking doors are available on specific units, where noted.

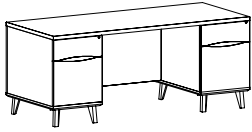
You must specify WITH LOCKING when ordering, denote color, and add upcharge.

Color Options: Black (BLK) or Silver (SLV)

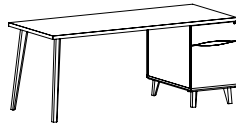
72"W to 48"W Units	\$	90
42"W to 30"W Units	\$	71
18"W Units	\$	54

CERTIFICATIONS & COMPLIANCE

- ETL Environmental Certification
- BIFMA level® Certified
- BIFMA Compliant® Certified
- TSCA Title VI (formerly CARB) Compliance
- US Green Building's LEED® Contribution



Double Ped Desks
(See Page 387)



Single Ped Desks
(See Page 388)

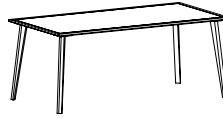
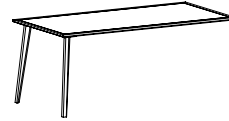



Table Desks
(See Page 389)



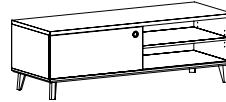
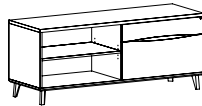
Run Off Table Desks
(See Page 390-391)



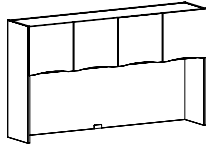
Returns
(See Page 392)



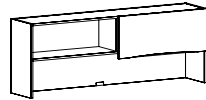
Bridge Surfaces
(See Page 393)



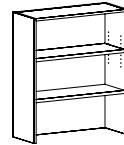
Standard & Low Height Credenzas
(Starting on Page 393)



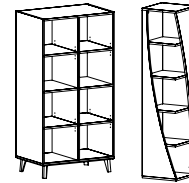
Wall Mount and Surface
Mount Hutches
(See Page 397-399)



Low Surface Mount Hutches
(See Page 400)



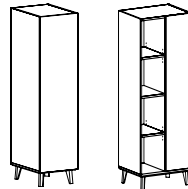
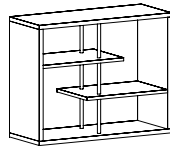
Surface Mount Bookcase
(See Page 402)



Bookcases and Twisted Bookcases
(See Page 405-406)



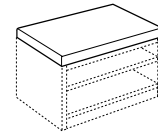
Freestanding (See Page 404) and Low Surface
Mount Open Storage/Dividers (See Page 402)



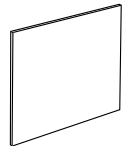
Storage/Wardrobes
(See Page 403-404)



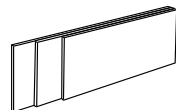
L-Shelves
(See Page 407)



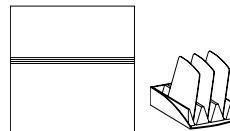
Component Cushions
(See Page 407)



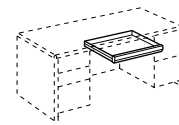
Marker Boards
(See Page 408-410)



Tackboards
(See Page 413)



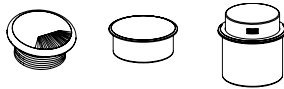
WorkWalls & Accessories
(See Pages 411-412)



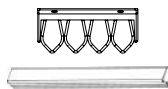
Kneespace Options
(See Page 414-415)

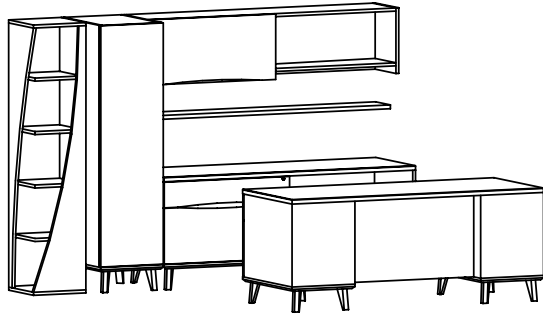


Task Lighting
(See Page 414)

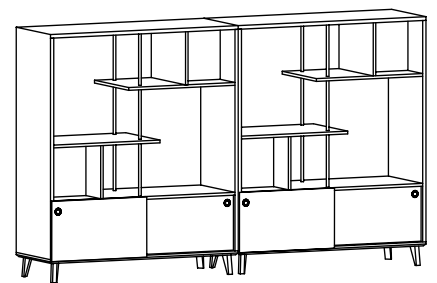


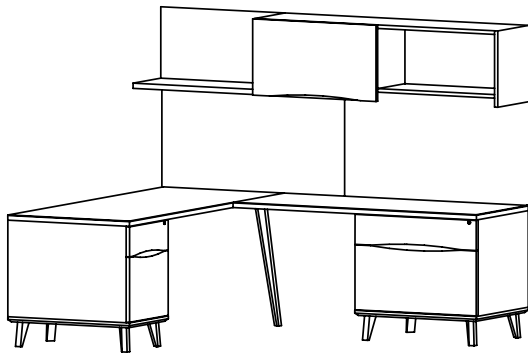
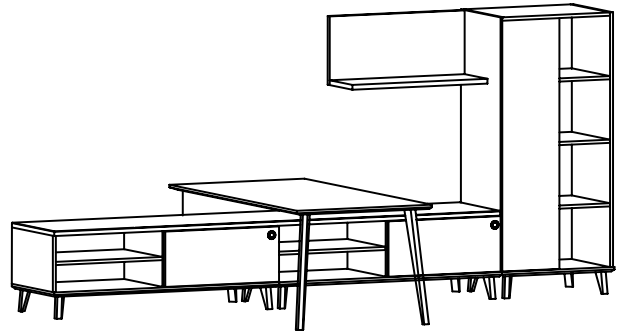


Power/Data and Accessories
(See Pages 415-423)

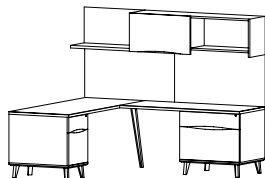




The floating shelf shown is part of the Gesso Casegoods line and can be used with Iconic.



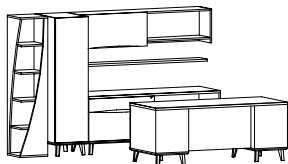
Item	Model No.	Width	Depth	Height	Ship Wt	Cubic Ft	List Price
L-UNIT OFFICE	50-1	96	72	78	527	100.8	P/W\$ 9143 3D\$ 11049



CONSISTS OF:		QTY			
50-3672LP	1	Single Ped Desk, Left with Square Edge and Finger Pull Accent in Veneer	P/W\$ 3116 3D\$ 5022		
50-6024RLR	1	Box/Lateral Return, Right with Finger Pull Accent in Veneer	\$ 2847		
50-1560SWD	1	Wall Mount Hutch with Sliding Door with Finger Pull Accent in Veneer	\$ 1807		
50-1536LS	1	Open Wall Mounted L-Shelf	\$ 658		
TB-3196W	1	96" Tackboard	GR1\$ 715		

Products are available as left or right and with other features, where applicable

Item	Model No.	Width	Depth	Height	Ship Wt	Cubic Ft	List Price
EXECUTIVE OFFICE	50-2	105	102	70%	1089	125.7	P/W\$ 17233 3D\$ 19140



CONSISTS OF:		QTY			
50-3672DP	1	Double Ped Desk with Square Edge and Finger Pull Accent in Veneer	P/W\$ 4528 3D\$ 6435		
50-2472OBFL	1	Credenza, Open Bookcase and Box/Lateral File, Left and Finger Pull Accent in Veneer	\$ 4234		
50-1572SWD	1	Wall Mount Hutch with Sliding Door and Finger Pull Accent in Veneer	\$ 1889		
50-2472WL	1	Storage Wardrobe, Left	\$ 3343		
50-1572TBL	1	Twisted Bookcase, Left	\$ 2359		
65-0972FS	1	Gesso Floating Display Shelf	\$ 880		

Products are available as left or right and with other features, where applicable

Depth includes 42" between Double Ped Desk and Credenza


The floating shelf shown is part of the Gesso Casegoods line and can be used with Iconic.

For Ordering Options and Grommet Locations, See Iconic Overview and the beginning of section

8% Price Increase Effective Feb 14

Iconic 385


Item	Model No.	Width	Depth	Height	Ship Wt	Cubic Ft	List Price
RUN-OFF TABLE DESK OFFICE	50-3	180	72	70 $\frac{7}{8}$	971	111.3	P/W\$ 14021 3D\$ 15927



CONSISTS OF:		QTY			
50-3672ROTD	1	Run Off Table Desk with Square Edge and 7" Veneer Modesty	P/W\$ 1320	3D\$ 3226	
50-1807US	1	Layer Support for Low Storage	\$		438
50-2472SDB	2	Low Credenza with Open Bookcase and Sliding Door	\$		7054
50-1542LS	1	Open Wall Mounted L-Shelf	\$		748
50-2436OBD72L	1	Open Bookcase with Side Door, Left	\$		4461

Products are available as left or right and with other features, where applicable
List price does not include optional 7" veneer modesty

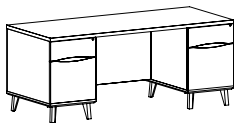
TABLE DESK OFFICE	50-4	102	102	70 $\frac{7}{8}$	916	100.9	P/W\$ 15497 3D\$ 17403
-------------------	------	-----	-----	------------------	-----	-------	---------------------------



CONSISTS OF:		QTY			
50-3672TD	1	Table Desk with Square Edge with 7" Veneer Modesty with Modesty Accent in Veneer	P/W\$ 1730	3D\$ 3636	
50-2472DBF	1	Credenza, Double Box/Lateral File with Finger Pull Accent in Veneer	\$		4899
50-1572HU	1	Surface Mount Hutch with Finger Pull Accent in Veneer	\$		4150
50-1572TBL	1	Twisted Bookcase, Left	\$		2359
50-1572TBR	1	Twisted Bookcase, Right	\$		2359

Products are available as left or right and with other features, where applicable
Depth includes 42" between Table Desk and Credenza
List price does not include optional 7" veneer modesty and modesty accent

For Ordering Options and Grommet Locations, See Iconic Overview and the beginning of section

Item	Model No.		Width	Depth	Height	K	Ship Wt	Cubic Ft	List Price		
	SQUARE (Y) EDGE PROFILE										
	50-3672DP	HPL/Veneer 3D Laminate	72	36	30	36	320	52.1	P/W\$ 3D\$	4528 6435	
	50-3666DP	HPL/Veneer 3D Laminate	66	36	30	30	310	47.9	P/W\$ 3D\$	4483 5949	
	50-3660DP	HPL/Veneer 3D Laminate	60	36	30	24	300	43.6	P/W\$ 3D\$	4438 5679	
	50-3072DP	HPL/Veneer 3D Laminate	72	30	30	36	285	43.9	P/W\$ 3D\$	4410 5943	
	50-3066DP	HPL/Veneer 3D Laminate	66	30	30	30	275	40.3	P/W\$ 3D\$	4348 5581	
	50-3060DP	HPL/Veneer 3D Laminate	60	30	30	24	265	36.7	P/W\$ 3D\$	4294 5433	
	KNIFE (KB) OR ILLUSION (ILL) EDGE PROFILE										
	50-3672DP <i>Knife</i>	HPL/Veneer 3D Laminate	72	36	30	36	320	52.1	P/W\$ 3D\$	4808 6558	
	50-3666DP <i>Knife</i>	HPL/Veneer 3D Laminate	66	36	30	30	310	47.9	P/W\$ 3D\$	4739 6004	
	50-3660DP <i>Knife</i>	HPL/Veneer 3D Laminate	60	36	30	24	300	43.6	P/W\$ 3D\$	4671 5722	
	50-3072DP <i>Knife</i>	HPL/Veneer 3D Laminate	72	30	30	36	285	43.9	P/W\$ 3D\$	4644 6169	
	50-3066DP <i>Knife</i>	HPL/Veneer 3D Laminate	66	30	30	30	275	40.3	P/W\$ 3D\$	4562 5626	
	50-3060DP <i>Knife</i>	HPL/Veneer 3D Laminate	60	30	30	24	265	36.7	P/W\$ 3D\$	4490 5510	

Must Specify (in this order):

- Model #
- Top Material
- Edge Profile
- Top Finish/Color
- Chassis Finish
- Finger Pull Accent Material/Color
- Leg Finish
- Modesty Accent Material
- Modesty Accent Color
- Drawer Construction
- Drawer Track
- Lock Color
- Power/Data
- Kneespace Options

Description

- Standard With: Box/File Legal Width Locking Pedestals, Left to Right Grain Direction on Worksurface, Horizontal Grain on Chassis
- Available with Contrasting Top, Chassis, and Leg Color
- Top Available in Veneer (W), HPL (P), or 3D Laminate (3D)
- Three (3) Edge Profiles Available; Square (Y) Edge Profiled on All Four (4) Sides; Knife (KB) and Illusion Edge (ILL) Profiled on Approach and Sides with Square (Y) Edge Profile on User Side
- Finger Pull Accents Available in Veneer (FPV), HPL (FPP), or Fabric (FPF)
- Locking Pedestals; Available with Black (BLK) or Silver (SLV) Lock Cores
- Exit Grommet on the Bottom of Both Pedestals for Wires to Escape
- Additional Options: Modesty Accent (See Below); Dove Tail or Soft Close Drawers (See Page 381), Power and Grommet Options (See Page 382); Work Wall, Tackboards, Glass Marker Boards (Starting on Page 408); Kneespace Options (Starting on Page 414)

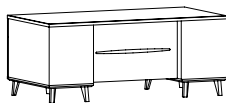
Finger Pull Options: Must Specify & Add



FPV	Finger Pull, Veneer Accent (Finish Will Match Chassis Selection)	\$	NC
FPP	Finger Pull, HPL Accent; Must Specify Color, See Page 381	\$	84
FPF	Finger Pull, Fabric Accent; Must Specify Fabric	\$	See Below

List Price/Grade	Yards	1/COM/COL	2	3	4	5	6	7	8	9	10
Finger Pull, Fabric	0.5	\$ 120	141	158	174	199	226	262	300	345	397

Optional Modesty Accent: Specify & Add

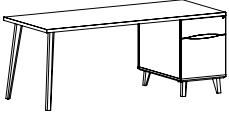


50-AVFM	Modesty Accent, Veneer (Finish Will Match Chassis Selection)	\$	NC
50-APFM	Modesty Accent, HPL; Must Specify Color, See Page 381	\$	42
50-AFFM	Modesty Accent, Fabric; Must Specify Fabric	\$	See Below

List Price/Grade	Yards	1/COM/COL	2	3	4	5	6	7	8	9	10
Modesty Accent, Fabric	0.5	\$ 60	81	98	114	139	166	202	240	285	337

For Ordering Options and Grommet Locations, See Iconic Overview and the beginning of section

8% Price Increase Effective Feb 14

Item	Model No.		Width	Depth	Height	Ship Wt	Cubic Ft	List Price	
 <p>Shown as Right</p> <p><u>Must Specify (in this order):</u> Model # Top Material Edge Profile Top Finish/Color Chassis Finish Finger Pull Accent Material/Color Leg Finish Modesty Panel Finish Drawer Construction Drawer Track Lock Color Power/Data Kneespace Options</p>	SQUARE (Y) EDGE PROFILE								
		Left Ped	Right Ped						
	50-3672LP	50-3672RP	HPL/Veneer 3D Laminate	72	36	30	230	52.1	P/W\$ 3116 3D\$ 5022
	50-3666LP	50-3666RP	HPL/Veneer 3D Laminate	66	36	30	220	47.9	P/W\$ 3080 3D\$ 4546
	50-3660LP	50-3660RP	HPL/Veneer 3D Laminate	60	36	30	210	43.6	P/W\$ 3018 3D\$ 4260
	50-3072LP	50-3072RP	HPL/Veneer 3D Laminate	72	30	30	206	43.9	P/W\$ 3000 3D\$ 4534
	50-3066LP	50-3066RP	HPL/Veneer 3D Laminate	66	30	30	196	40.3	P/W\$ 2946 3D\$ 4180
	50-3060LP	50-3060RP	HPL/Veneer 3D Laminate	60	30	30	186	36.7	P/W\$ 2904 3D\$ 4042
	KNIFE (KB) OR ILLUSION (ILL) EDGE PROFILE								
		Left Ped	Right Ped						
	50-3672LP	50-3672RP	HPL/Veneer 3D Laminate <i>Knife</i>	72	36	30	230	52.1	P/W\$ 3397 3D\$ 5146
	50-3666LP	50-3666RP	HPL/Veneer 3D Laminate <i>Knife</i>	66	36	30	220	47.9	P/W\$ 3336 3D\$ 4601
	50-3660LP	50-3660RP	HPL/Veneer 3D Laminate <i>Knife</i>	60	36	30	210	43.6	P/W\$ 3251 3D\$ 4303
	50-3072LP	50-3072RP	HPL/Veneer 3D Laminate <i>Knife</i>	72	30	30	206	43.9	P/W\$ 3235 3D\$ 4760
50-3066LP	50-3066RP	HPL/Veneer 3D Laminate <i>Knife</i>	66	30	30	196	40.3	P/W\$ 3160 3D\$ 4224	
50-3060LP	50-3060RP	HPL/Veneer 3D Laminate <i>Knife</i>	60	30	30	186	36.7	P/W\$ 3100 3D\$ 4120	

Description

- Standard With: Box/File Legal-Width Locking Pedestal, Left to Right Grain Direction on Worksurface, Horizontal Grain on Chassis
- Available with Contrasting Top, Modesty, Chassis, and Leg Color
- Top Available in Veneer (W), HPL (P), or 3D Laminate (3D)
- Three (3) Edge Profiles Available; Square (Y) Edge Profiled on All Four (4) Sides; Knife (KB) and Illusion Edge (ILL) Profiled on Approach and Sides with Square (Y) Edge Profile on User Side
- Square (Y) Edge Profile Required on Top if Attaching to Another Unit
- Finger Pull Accents Available in Veneer (FPV), HPL (FPP), or Fabric (FPF)
- Locking Pedestal; Available with Black (BLK) or Silver (SLV) Lock Cores
- Exit Grommet on the Bottom of Pedestal for Wires to Escape
- Additional Options: Modesty Accent (See Below); Dove Tail or Soft Close Drawers (See Page 381), Work Wall, Tackboards, Glass Marker Boards (Starting on Page 408); Power and Grommet Options (See Page 382); Kneespace Options (Starting on Page 414)

Finger Pull Options: Must Specify & Add

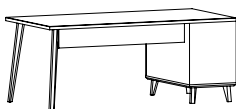
FPV	Finger Pull, Veneer Accent (Finish Will Match Chassis Selection)	\$	NC
FPP	Finger Pull, HPL Accent; Must Specify Color, See Page 381	\$	42
FPF	Finger Pull, Fabric Accent; Must Specify Fabric	\$	See Below

List Price/Grade	Yards	1/COM/COL	2	3	4	5	6	7	8	9	10
Finger Pull, Fabric	0.5	\$ 60	81	98	114	139	166	202	240	285	337

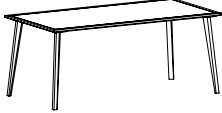
Optional Modesty: Specify & Add

50-HMD	7" Veneer Modesty; Must Specify Finish, See Page 380	\$	153
--------	--	----	-----

Modesty Accent Not Available On This Unit.



For Ordering Options and Grommet Locations, See Iconic Overview and the beginning of section

Item	Model No.		Width	Depth	Height	Ship Wt	Cubic Ft	List Price	
	SQUARE (Y) EDGE PROFILE								
	50-3672TD	HPL/Veneer 3D Laminate	72	36	30	137	9.8	P/W\$ 3D\$	1556 3462
	50-3666TD	HPL/Veneer 3D Laminate	66	36	30	129	9.0	P/W\$ 3D\$	1518 2985
	50-3660TD	HPL/Veneer 3D Laminate	60	36	30	121	8.2	P/W\$ 3D\$	1480 2722
	50-3072TD	HPL/Veneer 3D Laminate	72	30	30	103	10.2	P/W\$ 3D\$	1479 3012
	50-3066TD	HPL/Veneer 3D Laminate	66	30	30	95	9.6	P/W\$ 3D\$	1434 2669
	50-3060TD	HPL/Veneer 3D Laminate	60	30	30	87	8.9	P/W\$ 3D\$	1395 2534
	KNIFE (KB) OR ILLUSION (ILL) EDGE PROFILE								
	50-3672TD <i>Knife</i>	HPL/Veneer 3D Laminate	72	36	30	137	9.8	P/W\$ 3D\$	1836 3586
	50-3666TD <i>Knife</i>	HPL/Veneer 3D Laminate	66	36	30	129	9.0	P/W\$ 3D\$	1774 3039
50-3660TD <i>Knife</i>	HPL/Veneer 3D Laminate	60	36	30	121	8.2	P/W\$ 3D\$	1714 2765	
50-3072TD <i>Knife</i>	HPL/Veneer 3D Laminate	72	30	30	103	10.2	P/W\$ 3D\$	1713 3238	
50-3066TD <i>Knife</i>	HPL/Veneer 3D Laminate	66	30	30	95	9.6	P/W\$ 3D\$	1649 2713	
50-3060TD <i>Knife</i>	HPL/Veneer 3D Laminate	60	30	30	87	8.9	P/W\$ 3D\$	1590 2610	

Must Specify (in this order):

- Model #
- Top Material
- Edge Profile
- Top Finish/Color
- Leg Finish
- Modesty Panel Finish
- Modesty Accent Material
- Modesty Accent Color
- Power/Data

Description

- Standard With: Left to Right Grain Direction on Worksurface and Stiffener Bar
- Available with Contrasting Top, Modesty (optional), and Leg Color
- Top Available in Veneer (W), HPL (P), or 3D Laminate (3D)
- Three (3) Edge Profiles Available; Square (Y), Knife (KB), and Illusion (ILL)
- Shipped KD; Some Assembly Required
- Additional Options: Modesty Panel and Accent Feature (See Below); Power and Grommet Options (See Page 382); Kneespace Options (Starting on Page 414)

Optional Modesty: Specify & Add

50-HMD	7" Veneer Modesty	\$	174
--------	-------------------	----	-----

Optional Modesty Accent: Specify & Add

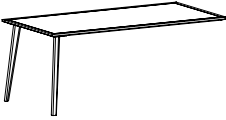
50-AVHMD	Modesty Accent, Veneer (Finish Will Match Modesty Selection)	\$	NC
50-APHMD	Modesty Accent, HPL; Must Specify Color, See Page 381	\$	42
50-AFHMD	Modesty Accent, Fabric; Must Specify Fabric	\$	See Below



List Price/Grade	Yards	1/COM/COL	2	3	4	5	6	7	8	9	10
Modesty Accent, Fabric	0.5 \$	60	81	98	114	139	166	202	240	285	337

For Ordering Options and Grommet Locations, See Iconic Overview and the beginning of section

8% Price Increase Effective Feb 14


Item	Model No.		Width	Depth	Height	Ship Wt	Cubic Ft		List Price	
 <p>Must Specify (in this order): Model # Top Material Edge Profile Top Finish/Color Leg Finish Modesty Panel Finish Modesty Accent Material Modesty Accent Color Power/Data</p>	SQUARE (Y) EDGE PROFILE									
	50-3672ROTD	HPL/Veneer 3D Laminate	72	36	30	117	9.8	P/W\$ 3D\$	1146 3052	
	50-3666ROTD	HPL/Veneer 3D Laminate	66	36	30	109	9.0	P/W\$ 3D\$	1106 2571	
	50-3660ROTD	HPL/Veneer 3D Laminate	60	36	30	101	8.2	P/W\$ 3D\$	1076 2318	
	50-3072ROTD	HPL/Veneer 3D Laminate	72	30	30	101	8.2	P/W\$ 3D\$	1075 2608	
	50-3066ROTD	HPL/Veneer 3D Laminate	66	30	30	94	7.6	P/W\$ 3D\$	1035 2268	
	50-3060ROTD	HPL/Veneer 3D Laminate	60	30	30	87	6.9	P/W\$ 3D\$	995 2133	
	50-2472ROTD	HPL/Veneer 3D Laminate	72	24	30	85	6.7	P/W\$ 3D\$	990 2517	
	50-2466ROTD	HPL/Veneer 3D Laminate	66	24	30	79	6.1	P/W\$ 3D\$	961 2191	
	50-2460ROTD	HPL/Veneer 3D Laminate	60	24	30	74	5.6	P/W\$ 3D\$	927 2061	
	KNIFE (KB) OR ILLUSION (ILL) EDGE PROFILE									
	50-3672ROTD <i>Knife</i>	HPL/Veneer 3D Laminate	72	36	30	117	9.8	P/W\$ 3D\$	1426 3175	
	50-3666ROTD <i>Knife</i>	HPL/Veneer 3D Laminate	66	36	30	109	9.0	P/W\$ 3D\$	1362 2627	
	50-3660ROTD <i>Knife</i>	HPL/Veneer 3D Laminate	60	36	30	101	8.2	P/W\$ 3D\$	1310 2361	
	50-3072ROTD <i>Knife</i>	HPL/Veneer 3D Laminate	72	30	30	101	8.2	P/W\$ 3D\$	1309 2834	
	50-3066ROTD <i>Knife</i>	HPL/Veneer 3D Laminate	66	30	30	94	7.6	P/W\$ 3D\$	1248 2312	
	50-3060ROTD <i>Knife</i>	HPL/Veneer 3D Laminate	60	30	30	87	6.9	P/W\$ 3D\$	1189 2210	
	50-2472ROTD <i>Knife</i>	HPL/Veneer 3D Laminate	72	24	30	85	6.7	P/W\$ 3D\$	1177 2744	
50-2466ROTD <i>Knife</i>	HPL/Veneer 3D Laminate	66	24	30	79	6.1	P/W\$ 3D\$	1133 2236		
50-2460ROTD <i>Knife</i>	HPL/Veneer 3D Laminate	60	24	30	74	5.6	P/W\$ 3D\$	1082 2137		

Description

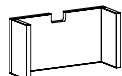
- Standard With: Left to Right Grain Direction on Worksurface and Stiffener Bar
- To Be Used With 50-1807US Layer Support for Low Storage
- Available with Contrasting Top, Modesty (optional), and Leg Color
- Top Available in Veneer (W), HPL (P), or 3D Laminate (3D)
- Three (3) Edge Profiles Available; Square (Y), Knife (KB), and Illusion (ILL)
- Non-Handed; Shipped KD; Some Assembly Required
- Additional Options: Modesty Panel and Accent Feature (See Next Page); Power and Grommet Options (See Page 382); Kneespace Options (Starting on Page 414)

CONTINUED ONTO NEXT PAGE

For Ordering Options and Grommet Locations, See Iconic Overview and the beginning of section

Item	Model No.	Width	Depth	Height	Ship Wt	Cubic Ft	List Price					
RUN OFF TABLE DESK (CONTINUED) 	Optional Modesty: Specify & Add											
	50-HMD	7" Veneer Modesty					\$	174				
	Optional Modesty Accent: Specify & Add											
	50-AVHMD	Modesty Accent, Veneer (Finish Will Match Modesty Selection)					\$	NC				
	50-APHMD	Modesty Accent, HPL; Must Specify Color, See Page 381					\$	42				
	50-AFHMD	Modesty Accent, Fabric; Must Specify Fabric					\$	See Below				
List Price/Grade		Yards	1/COM/COL	2	3	4	5	6	7	8	9	10
Modesty Accent, Fabric		0.5 \$	60	81	98	114	139	166	202	240	285	337

LAYER SUPPORT FOR LOW STORAGE	50-1807US	18	5¾	7	4	0.6	\$	438
--------------------------------------	-----------	----	----	---	---	-----	----	-----



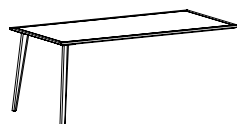
Must Specify (in this order):

- Model #
- Finish
- Grommet Color

Description

- Supports Run-Off Table Desks Over Low Height Components
- Available in Veneer (W)
- Grommet Included; Available in Black (BLK) or Silver (SLV)
- Open Throughout and On Back Side to Manage Cables

RETURN TABLE DESK	50-4824TDR	48	24	30	63	4.5	\$	760
--------------------------	------------	----	----	----	----	-----	----	-----



Must Specify (in this order):

- Model #
- Top Material
- Top Finish/Color
- Leg Finish
- Power/Data

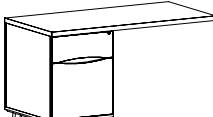
	50-4224TDR	42	24	30	57	4.0	\$	740
--	------------	----	----	----	----	-----	----	-----

Description

- Standard With: Front to Back Grain Direction on Worksurface and Square (Y) Edge Profile
- Available with Contrasting Top and Leg Color
- Top Available in Veneer (W) or HPL (P)
- Non-Handed; Shipped KD; Some Assembly Required
- Optional Power and Grommet Options (See Page 382)

For Ordering Options and Grommet Locations, See Iconic Overview and the beginning of section

8% Price Increase Effective Feb 14

Item	Model No.	Width	Depth	Height	Ship Wt	Cubic Ft	List Price
	Left Ped	Right Ped					
	50-4824LPDR	50-4824RPDR	48	24	30	129	24.1 \$ 2542
	50-4224LPDR	50-4224RPDR	42	24	30	119	21.2 \$ 2480

Shown as Left

Must Specify (in this order):

- Model #
- Top Material
- Top Finish/Color
- Chassis Finish
- Finger Pull Accent Material/Color
- Leg Finish
- Drawer Construction
- Drawer Track
- Lock Color
- Power/Data

Description

- Standard With: Box/File Legal Width Locking Ped, Front to Back Grain Direction on Worksurface, Horizontal Grain on Chassis, and Square (Y) Edge Profile
- Available with Contrasting Top, Chassis, and Leg Color
- Top Available in Veneer (W) or HPL (P)
- Finger Pull Accents Available in Veneer (FPV), HPL (FPP), or Fabric (FPF)
- Locking Pedestal; Available with Black (BLK) or Silver (SLV) Lock Cores
- Exit Grommet on the Bottom of Pedestal for Wires to Escape
- Additional Options: Dove Tail and/or Soft Close Drawers (See Page 381); Power and Grommet Options (See Page 382)

Finger Pull Options: Must Specify & Add

FPV	Finger Pull, Veneer Accent (Finish Will Match Chassis Selection)	\$	NC
FPP	Finger Pull, HPL Accent; Must Specify Color, See Page 381	\$	42
FPF	Finger Pull, Fabric Accent; Must Specify Fabric	\$	See Below

List Price/Grade	Yards	1/COM/COL	2	3	4	5	6	7	8	9	10
Finger Pull, Fabric	0.5	\$ 60	81	98	114	139	166	202	240	285	337

Item	Model No.	Width	Depth	Height	Ship Wt	Cubic Ft	List Price
	Left Ped	Right Ped					
	50-6024LLR	50-6024RLR	60	24	30	170	30.0 \$ 2847

Shown as Left

Must Specify (in this order):

- Model #
- Top Material
- Top Finish/Color
- Chassis Finish
- Finger Pull Accent Material/Color
- Leg Finish
- Drawer Construction
- Drawer Track
- Lock Color
- Power/Data

Description


- Standard With: 30" Wide Box/Lateral File Legal Width Locking Ped, Front to Back Grain Direction on Worksurface, Horizontal Grain on Chassis, and Square (Y) Edge Profile
- Available with Contrasting Top, Chassis, and Leg Color
- Top Available in Veneer (W) or HPL (P)
- Finger Pull Accents Available in Veneer (FPV), HPL (FPP), or Fabric (FPF)
- Locking Pedestal; Available with Black (BLK) or Silver (SLV) Lock Cores
- Exit Grommet on the Bottom of Pedestal for Wires to Escape
- Additional Options: Dove Tail Drawer Construction (See Page 381); Soft Close on Box Drawer (See Page 421); Power and Grommet Options (See Page 382)

Finger Pull Options: Must Specify & Add

FPV	Finger Pull, Veneer Accent (Finish Will Match Chassis Selection)	\$	NC
FPP	Finger Pull, HPL Accent; Must Specify Color, See Page 381	\$	42
FPF	Finger Pull, Fabric Accent; Must Specify Fabric	\$	See Below

List Price/Grade	Yards	1/COM/COL	2	3	4	5	6	7	8	9	10
Finger Pull, Fabric	0.5	\$ 60	81	98	114	139	166	202	240	285	337

For Ordering Options and Grommet Locations, See Iconic Overview and the beginning of section

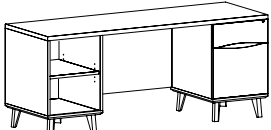
Item	Model No.	Width	Depth	Height	K	Ship Wt	Cubic Ft	List Price
	BRIDGE SURFACE 50-4824TP	48	24	1 $\frac{3}{16}$	-	48	4.5	\$ 445
	50-4224TP	42	24	1 $\frac{3}{16}$	-	42	4.0	\$ 420
	50-3624TP	36	24	1 $\frac{3}{16}$	-	36	3.5	\$ 394

Must Specify (in this order):

- Model #
- Top Material
- Top Finish/Color
- Power/Data

Description

- Standard With: Front to Back Grain Direction and Square (Y) Edge Profile
- Available in Veneer (W) or HPL (P)
- For Bridge Application Only
- Optional Power and Grommet Options (See Page 382)

KNEESPACE CREENZA WITH OPEN BOOKCASE AND BOX/FILE	Left Ped	Right Ped	Width	Depth	Height	K	Ship Wt	Cubic Ft	List Price
	Model No.	Model No.							
	50-2472LKC	50-2472RKC	72	24	30	36	265	35.4	\$ 3993
	50-2466LKC	50-2466RKC	66	24	30	30	255	32.7	\$ 3847
	50-2460LKC	50-2460RKC	60	24	30	24	245	30.0	\$ 3688

Shown as Right

Must Specify (in this order):

- Model #
- Top Material
- Top Finish/Color
- Chassis Finish
- Cabinet Accent Color
- Finger Pull Accent Material/Color
- Leg Finish
- Drawer Construction
- Drawer Track
- Lock Color
- Power/Data
- Kneespace Options

Description

- Standard With: Legal Width Locking Box/File Ped with Open Bookcase Ped, One (1) Adjustable Shelf in Open Bookcase, Left to Right Grain Direction on Worksurface, Horizontal Grain on Chassis, and Square (Y) Edge Profile
- For Use in U-Shaped Workstation or Freestanding Applications
- 16" Opening in Open Bookcase Pedestal
- Open Bookcase Features Removable Back Panel for Wire Management; Exit Grommet on the Bottom of Both Pedestals for Wires to Escape
- Available with Contrasting Top, Chassis, and Leg Color
- Tops Available in Veneer (W) or HPL (P)
- Finger Pull Accents Available in Veneer (FPV), HPL (FPP), or Fabric (FPF)
- Locking Pedestal; Available with Black (BLK) or Silver (SLV) Lock Cores
- Additional Options: HPL Cabinet Accent on Bookcase Interior (See Below); Dove Tail and Soft Close Drawers (See Page 381); Work Wall, Tackboards, Glass Marker Boards (Starting on Page 408); Power and Grommet Options (See Page 382); Kneespace Options (Starting on Page 414)

Finger Pull Options: Must Specify & Add

FPV	Finger Pull, Veneer Accent (Finish Will Match Chassis Selection)	\$	NC
FPP	Finger Pull, HPL Accent; Must Specify Color, See Page 381	\$	42
FPF	Finger Pull, Fabric Accent; Must Specify Fabric	\$	See Below

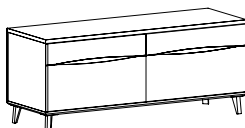
List Price/Grade	Yards	1/COM/COL	2	3	4	5	6	7	8	9	10
Finger Pull, Fabric	0.5	\$ 60	81	98	114	139	166	202	240	285	337

Cabinet Accent Option: Specify & Add

HPL	Cabinet Accent on Bookcase Interior	\$	80
-----	-------------------------------------	----	----

For Ordering Options and Grommet Locations, See Iconic Overview and the beginning of section

8% Price Increase Effective Feb 14

Item	Model No.	Width	Depth	Height	Ship Wt	Cubic Ft	List Price
CREDENZA WITH DOUBLE BOX/LATERAL FILE 	50-2472DBF <i>Includes (2) 36" Wide Box/Lateral Files</i>	72	24	30	316	35.4	\$ 4899
	50-2460DBF <i>Includes (2) 30" Wide Box/Lateral Files</i>	60	24	30	276	30.0	\$ 4565

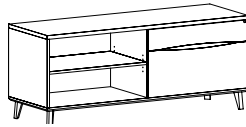
Description

- Standard With: Dual Locking Box/Lateral Pedestals, Legal or Letter Filing, Left to Right Grain Direction on Top, Horizontal Grain on Chassis, Square (Y) Edge Profile, and Two (2) Stiffener Bars for Added Support
- Available with Contrasting Top, Chassis, and Leg Color
- Top Available in Veneer (W) or HPL (P)
- Finger Pull Accents Available in Veneer (FPV), HPL (FPP), or Fabric (FPF)
- Locking Pedestals; Available with Black (BLK) or Silver (SLV) Lock Cores
- Additional Options: Dove Tail Drawer Construction and Soft Close on Box Drawers (See Page 381); Work Wall, Tackboards, Glass Marker Boards (Starting on Page 408); Power and Grommet Options (See Page 382)

Finger Pull Options: Must Specify & Add

FPV	Finger Pull, Veneer Accent (Finish Will Match Chassis Selection)	\$	NC
FPP	Finger Pull, HPL Accent; Must Specify Color, See Page 381	\$	84
FPF	Finger Pull, Fabric Accent; Must Specify Fabric	\$	See Below

List Price/Grade	Yards	1/COM/COL	2	3	4	5	6	7	8	9	10
Finger Pull, Fabric	0.5	\$ 120	141	158	174	199	226	262	300	345	397

CREDENZA WITH OPEN BOOKCASE AND BOX/LATERAL 	Left Ped	Right Ped	Width	Depth	Height	Ship Wt	Cubic Ft	List Price
	50-2472OBFL	50-2472OBFR	72	24	30	296	35.4	\$ 4234
<i>36" Wide Box/Lateral File</i>								
50-2466OBFL	50-2466OBFR	66	24	30	276	32.7	\$ 4067	
<i>30" Wide Box/Lateral File</i>								
50-2460OBFL	50-2460OBFR	60	24	30	256	30.0	\$ 3835	
<i>30" Wide Box/Lateral File</i>								

Shown as Right

Description

- Standard With: Box/Lateral File Locking Ped and Open Bookcase, One (1) Adjustable Shelf in Bookcase Ped, Legal or Letter Filing in Lateral File, Left to Right Grain Direction on Top, Horizontal Grain on Chassis, Square (Y) Edge Profile, and Two (2) Stiffener Bars for Added Support
- Open Bookcase Features Removable Back Panel for Wire Management; Exit Grommet on the Bottom of Both Sides for Wires to Escape
- Available with Contrasting Top, Chassis, and Leg Color
- Top Available in Veneer (W) or HPL (P)
- Finger Pull Accents Available in Veneer (FPV), HPL (FPP), or Fabric (FPF)
- Locking Pedestal; Available with Black (BLK) or Silver (SLV) Lock Cores
- Additional Options: HPL Cabinet Accent on Bookcase Interior (See Below); Dove Tail Drawer Construction and Soft Close on Box Drawers (See Page 381); Work Wall, Tackboards, Glass Marker Boards (Starting on Page 408); Power and Grommet Options (See Page 382)

Finger Pull Options: Must Specify & Add

FPV	Finger Pull, Veneer Accent (Finish Will Match Chassis Selection)	\$	NC
FPP	Finger Pull, HPL Accent; Must Specify Color, See Page 381	\$	42
FPF	Finger Pull, Fabric Accent; Must Specify Fabric	\$	See Below

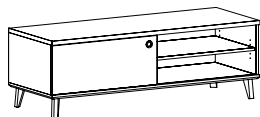
List Price/Grade	Yards	1/COM/COL	2	3	4	5	6	7	8	9	10
Finger Pull, Fabric	0.5	\$ 60	81	98	114	139	166	202	240	285	337

Cabinet Accent Option: Specify & Add

HPL	Cabinet Accent on Bookcase Interior	\$	127
-----	-------------------------------------	----	-----

For Ordering Options and Grommet Locations, See Iconic Overview and the beginning of section

Item	Model No.	Width	Depth	Height	Ship Wt	Cubic Ft	List Price
LOW CREDENZA WITH OPEN BOOKCASE AND SLIDING DOOR	50-2472SDB	72	24	21 $\frac{7}{8}$	250	25.5	\$ 3527
	50-2466SDB	66	24	21 $\frac{7}{8}$	230	23.5	\$ 3321
	50-2460SDB	60	24	21 $\frac{7}{8}$	210	21.5	\$ 3187



Must Specify (in this order):

- Model #
- Top Material
- Top Finish/Color
- Chassis Finish
- Cabinet Accent Color
- Round Pull Color
- Leg Finish
- Power/Data

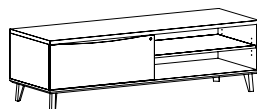
Description

- Standard With: Open Bookcase with One (1) Non-Locking Sliding Door, One (1) Adjustable Shelf on Each Side, Left to Right Grain Direction on Top, Horizontal Grain on Chassis, and Square (Y) Edge Profile
- Open Bookcase Features Removable Back Panel for Wire Management; Exit Grommet on the Bottom of Both Sides for Wires to Escape
- Available with Contrasting Top, Chassis, and Leg Color
- Top Available in Veneer (W) or HPL (P)
- Sliding Door; Available with Round Door Pull in Black (BRD) or Chrome (CRD)
- Additional Options: HPL Cabinet Accent on Bookcase Interior (See Below); Glass Marker Boards (See Page 408-410), Power and Grommet Options (See Page 382)

Cabinet Accent Option: Specify & Add

HPL	Cabinet Accent on Bookcase Interior	\$	212
-----	-------------------------------------	----	-----

LOW CREDENZA WITH OPEN BOOKCASE AND LATERAL FILE



Shown as Left

Must Specify (in this order):

- Model #
- Top Material
- Top Finish/Color
- Chassis Finish
- Cabinet Accent Color
- Finger Pull Accent Material/Color
- Leg Finish
- Drawer Construction
- Lock Color
- Power/Data

Left Ped	Right Ped	Width	Depth	Height	Ship Wt	Cubic Ft	List Price
50-2472LOBL	50-2472LOBR	72	24	21 $\frac{7}{8}$	255	25.5	\$ 3828
<i>36" Wide Lateral File</i>							
50-2466LOBL	50-2466LOBR	66	24	21 $\frac{7}{8}$	235	23.5	\$ 3678
<i>30" Wide Lateral File</i>							
50-2460LOBL	50-2460LOBR	60	24	21 $\frac{7}{8}$	215	21.5	\$ 3538
<i>30" Wide Lateral File</i>							

Description

- Standard With: Legal Width Locking Lateral File Ped with Open Bookcase, One (1) Adjustable Shelf in Bookcase, Left to Right Grain Direction on Top, Horizontal Grain on Chassis, and Square (Y) Edge Profile
- Open Bookcase Features Removable Back Panel for Wire Management; Exit Grommet on the Bottom of Both Sides for Wires to Escape
- Available with Contrasting Top, Chassis, and Leg Color
- Top Available in Veneer (W) or HPL (P)
- Finger Pull Accents Available in Veneer (FPV), HPL (FPP), or Fabric (FPF)
- Locking Pedestal; Available with Black (BLK) or Silver (SLV) Lock Cores
- Additional Options: HPL Cabinet Accent on Bookcase Interior (See Below); Dove Tail Drawer Construction (See Page 381); Glass Marker Boards (See Page 408-410), Power and Grommet Options (See Page 382)

Finger Pull Options: Must Specify & Add

FPV	Finger Pull, Veneer Accent (Finish Will Match Chassis Selection)	\$	NC
FPP	Finger Pull, HPL Accent; Must Specify Color, See Page 381	\$	42
FPF	Finger Pull, Fabric Accent; Must Specify Fabric	\$	See Below

List Price/Grade	Yards	1/COM/COL	2	3	4	5	6	7	8	9	10
Finger Pull, Fabric	0.5	\$ 60	81	98	114	139	166	202	240	285	337

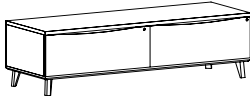
Cabinet Accent Option: Specify & Add

HPL	Cabinet Accent on Bookcase Interior	\$	114
-----	-------------------------------------	----	-----

For Ordering Options and Grommet Locations, See Iconic Overview and the beginning of section

8% Price Increase Effective Feb 14

Item	Model No.	Width	Depth	Height	Ship Wt	Cubic Ft	List Price
LOW CREDENZA WITH DOUBLE LATERAL FILE	50-2472LDF <i>Includes (2) 36" Wide Lateral File</i>	72	24	21 $\frac{7}{8}$	265	25.5	\$ 4397
	50-2460LDF <i>Includes (2) 30" Wide Lateral File</i>	60	24	21 $\frac{7}{8}$	225	21.5	\$ 3993



Must Specify (in this order):
 Model #
 Top Material
 Top Finish/Color
 Chassis Finish
 Finger Pull Accent Material/Color
 Leg Finish
 Drawer Construction
 Lock Color
 Power/Data

Description

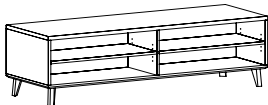
- Standard With: Legal Width Dual Locking Lateral File Peds, Left to Right Grain Direction on Top, Horizontal Grain Direction on Chassis, Square (Y) Edge Profile, and Two (2) Stiffener Bars for Added Support
- Available with Contrasting Top, Chassis, and Leg Color
- Top Available in Veneer (W) or HPL (P)
- Finger Pull Accents Available in Veneer (FPV), HPL (FPP), or Fabric (FPF)
- Locking Pedestals; Available with Black (BLK) or Silver (SLV) Lock Cores
- Additional Options: Dove Tail Drawer Construction (See Page 381); Glass Marker Boards (See Page 408-410), Power and Grommet Options (See Page 382)

Finger Pull Options: Must Specify & Add

FPV	Finger Pull, Veneer Accent (Finish Will Match Chassis Selection)	\$	NC
FPP	Finger Pull, HPL Accent; Must Specify Color, See Page 381	\$	84
FPF	Finger Pull, Fabric Accent; Must Specify Fabric	\$	See Below

List Price/Grade	Yards	1/COM/COL	2	3	4	5	6	7	8	9	10
Finger Pull, Fabric	0.5	\$ 120	141	158	174	199	226	262	300	345	397

LOW CREDENZA WITH DOUBLE OPEN BOOKCASE	50-2472LOB	72	24	21 $\frac{7}{8}$	245	25.5	\$ 3411
	50-2466LOB	66	24	21 $\frac{7}{8}$	225	23.5	\$ 3242
	50-2460LOB	60	24	21 $\frac{7}{8}$	205	21.5	\$ 3124



Must Specify (in this order):
 Model #
 Top Material
 Top Finish/Color
 Chassis Finish
 Cabinet Accent Color
 Leg Finish
 Power/Data

Description

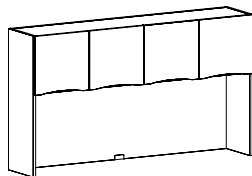
- Standard With: One (1) Adjustable Shelf on Each Side, Left to Right Grain Direction on Top, Horizontal Grain Direction on Chassis, and Square (Y) Edge Profile
- Both Sides Feature Removable Back Panel for Wire Management and Exit Grommet on the Bottom for Wires to Escape
- Available with Contrasting Top, Chassis, and Leg Color
- Tops Available in Veneer (W) or HPL (P)
- Additional Options: HPL Cabinet Accent on Bookcase Interior (See Below); Glass Marker Boards (See Page 408-410), Power and Grommet Options (See Page 382)

Cabinet Accent Option: Specify & Add

HPL	Cabinet Accent on Bookcase Interior	\$	204
-----	-------------------------------------	----	-----

For Ordering Options and Grommet Locations, See Iconic Overview and the beginning of section

Item	Model No.	Width	Depth	Height	Ship Wt	Cubic Ft	List Price
SURFACE MOUNT HUTCH	50-1572HU	72	15	40 $\frac{3}{8}$	203	34.1	\$ 4150
	50-1566HU	66	15	40 $\frac{3}{8}$	166	32.1	\$ 4007
	50-1560HU	60	15	40 $\frac{3}{8}$	129	28.4	\$ 3913



Must Specify (in this order):

- Model #
- Chassis Finish
- Cabinet Accent Color
- Finger Pull Accent Material/Color
- Lock Color
- Tackboard Fabric
- Tasklight
- Grommet Color

Description

- Standard With: Veneer Finish, Four (4) Soft-Close Hinged Doors, Horizontal Grain Direction, and Grommet
- 23 $\frac{3}{4}$ " Clearance Below Doors
- Finger Pull Accents Available in Veneer (FPV), HPL (FPP), or Fabric (FPF); Fabric Patterns May Not Align From Door-to-Door, Use Caution with Patterned/Striped Fabrics
- Grommet Included; Available in Black (BLK) or Silver (SLV)
- Additional Options: HPL Cabinet Accent on Hutch Interior (See Below); Locking Doors (See Page 382); Work Wall, Tackboards, Glass Marker Boards (Starting on Page 408) and Task Lights (See Page 414)

Finger Pull Options: Must Specify & Add

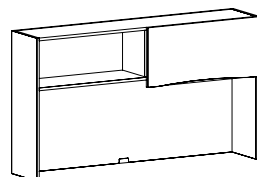
FPV	Finger Pull, Veneer Accent (Finish Will Match Chassis Selection)	\$	NC
FPP	Finger Pull, HPL Accent; Must Specify Color, See Page 381	\$	122
FPF	Finger Pull, Fabric Accent; Must Specify Fabric	\$	See Below

List Price/Grade	Yards	1/COM/COL	2	3	4	5	6	7	8	9	10
Finger Pull, Fabric	0.5	\$ 150	171	188	204	229	256	292	330	375	427

Cabinet Accent Option: Specify & Add

HPL	Cabinet Accent on Hutch Interior	\$	270
-----	----------------------------------	----	-----

SURFACE MOUNT HUTCH WITH SLIDING DOOR	50-1572SHU	72	15	40 $\frac{3}{8}$	203	34.1	\$ 2881
	50-1566SHU	66	15	40 $\frac{3}{8}$	166	32.1	\$ 2793
	50-1560SHU	60	15	40 $\frac{3}{8}$	129	28.4	\$ 2698



Must Specify (in this order):

- Model #
- Chassis Finish
- Cabinet Accent Color
- Select Round Pull or Finger Pull:
 - Round Pull Color
 - Finger Pull Accent Material/Color
- Tackboard Fabric
- Tasklight
- Grommet Color

Description

- Standard With: Veneer Finish, One (1) Non-Locking Sliding Door, Horizontal Grain Direction, Grommet
- 23 $\frac{3}{4}$ " Clearance Below Door
- Sliding Door; Available with Round Door Pull in Black (BRD) or Chrome (CRD) or Finger Pull with Accents Available in Veneer (FPV), HPL (FPP), or Fabric (FPF)
- Grommet Included; Available in Black (BLK) or Silver (SLV)
- Additional Options: HPL Cabinet Accent on Hutch Interior (See Below); Work Wall, Tackboards, Glass Marker Boards (Starting on Page 408) and Task Lights (See Page 414)

Finger Pull Options: Must Specify & Add

FPV	Finger Pull, Veneer Accent (Finish Will Match Chassis Selection)	\$	NC
FPP	Finger Pull, HPL Accent; Must Specify Color, See Page 381	\$	30
FPF	Finger Pull, Fabric Accent; Must Specify Fabric	\$	See Below

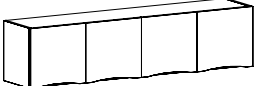
List Price/Grade	Yards	1/COM/COL	2	3	4	5	6	7	8	9	10
Finger Pull, Fabric	0.5	\$ 38	59	76	92	117	144	180	218	263	315

Cabinet Accent Option: Specify & Add

HPL	Cabinet Accent on Hutch Interior	\$	259
-----	----------------------------------	----	-----

For Ordering Options and Grommet Locations, See Iconic Overview and the beginning of section

8% Price Increase Effective Feb 14

Item	Model No.	Width	Depth	Height	Ship Wt	Cubic Ft	List Price
 50-1572HU Shown	50-1572WD <i>Four (4) Doors</i>	72	15	17	118	13.8	\$ 3081
	50-1566WD <i>Four (4) Doors</i>	66	15	17	105	12.7	\$ 3011
	50-1560WD <i>Four (4) Doors</i>	60	15	17	96	11.6	\$ 2960
	50-1554WD <i>Three (3) Doors</i>	54	15	17	87	10.5	\$ 2627
	50-1548WD <i>Three (3) Doors</i>	48	15	17	77	9.3	\$ 2492
	50-1542WD <i>Two (2) Doors</i>	42	15	17	67	8.2	\$ 2147
	50-1536WD <i>Two (2) Doors</i>	36	15	17	58	7.1	\$ 2017
	50-1530WD <i>Two (2) Doors</i>	30	15	17	58	6.0	\$ 1975

Must Specify (in this order):
 Model #
 Chassis Finish
 Finger Pull Accent Material/Color
 Lock Color

Description

- Standard With: Veneer Finish, Soft-Close Hinged Doors, Installation Hardware, and Horizontal Grain Direction
- Finger Pull Accents Available in Veneer (FPV), HPL (FPP), or Fabric (FPF); Fabric Patterns May Not Align From Door-to-Door, Use Caution with Patterned/Striped Fabrics
- Indiana Furniture Will Not Be Liable for Wall Mount Hutches That are Not Properly Installed
- Additional Option: Locking Doors (See Page 382), Work Wall, Tackboards, Glass Marker Boards (Starting on Page 408) and Task Lights (See Page 414)

Finger Pull Options: Must Specify & Add

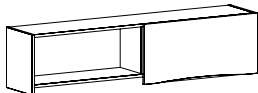
FPV	Finger Pull, Veneer Accent (Finish Will Match Chassis Selection)	\$	NC
FPP	Finger Pull, HPL Accent; Must Specify Color, See Page 381	\$	See Below
FPF	Finger Pull, Fabric Accent; Must Specify Fabric	\$	See Below

HPL Accent:	2 Doors	3 Doors	4 Doors
Finger Pull, HPL	\$ 62	\$ 92	\$ 122

Fabric Accent:

List Price/Grade	Yards	1/COM/COL	2	3	4	5	6	7	8	9	10
Pull, Fabric - 2 Doors	0.5	\$ 75	96	113	129	154	181	217	255	300	352
Pull, Fabric - 3 Doors	0.5	\$ 112	133	150	166	191	218	254	292	337	389
Pull, Fabric - 4 Doors	0.5	\$ 150	171	188	204	229	256	292	330	375	427

For Ordering Options and Grommet Locations, See Iconic Overview and the beginning of section

Item	Model No.	Width	Depth	Height	Ship Wt	Cubic Ft	List Price
WALL MOUNT HUTCH WITH SLIDING DOOR 	50-1572SWD	72	15	17	114	13.8	\$ 1889
	50-1566SWD	66	15	17	101	12.7	\$ 1861
	50-1560SWD	60	15	17	92	11.6	\$ 1807

Description

- Standard With: Veneer Finish, One (1) Non-Locking Sliding Door, Installation Hardware, and Horizontal Grain Direction
- Sliding Door; Available with Round Door Pull in Black (BRD) or Chrome (CRD) or Finger Pull with Accents Available in Veneer (FPV), HPL (FPP), or Fabric (FPF)
- Indiana Furniture Will Not Be Liable for Wall Mount Hutches That are Not Properly Installed
- Additional Option: HPL Cabinet Accent on Hutch Interior (See Below), Work Wall, Tackboards, Glass Marker Boards (Starting on Page 408) and Task Lights (See Page 414)

Must Specify (in this order):

- Model #
- Chassis Finish
- Cabinet Accent Color
- Select Round Pull or Finger Pull:
 - Round Pull Color
 - Finger Pull Accent Material/Color

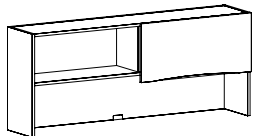
Finger Pull Options: Must Specify & Add

FPV	Finger Pull, Veneer Accent (Finish Will Match Chassis Selection)	\$	NC
FPP	Finger Pull, HPL Accent; Must Specify Color, See Page 381	\$	30
FPF	Finger Pull, Fabric Accent; Must Specify Fabric	\$	See Below

List Price/Grade	Yards	1/COM/COL	2	3	4	5	6	7	8	9	10
Finger Pull, Fabric	0.5	\$ 38	59	76	92	117	144	180	218	263	315

Cabinet Accent Option: Specify & Add

HPL Cabinet Accent on Hutch Interior	\$	171
--------------------------------------	----	-----

Item	Model No.	Width	Depth	Height	Ship Wt	Cubic Ft	List Price
LOW SURFACE MOUNT HUTCH WITH SLIDING DOOR 	50-1572SSHS	72	15	30	124	23.3	\$ 2792
	50-1566SSHS	66	15	30	116	21.4	\$ 2706
	50-1560SSHS	60	15	30	109	21.4	\$ 2633
	50-1554SSHS	54	15	30	101	17.6	\$ 2547
	50-1548SSHS	48	15	30	101	15.7	\$ 2361

Description

- Standard With: Veneer Finish, One (1) Non-Locking Sliding Door, Horizontal Grain Direction, and Grommet
- For Use with Low Storage Units; 12⁷/₈" Clearance Below Door
- Sliding Door; Available with Round Door Pull in Black (BRD) or Chrome (CRD) or Finger Pull with Accents Available in Veneer (FPV), HPL (FPP), or Fabric (FPF)
- Grommet Included; Available in Black (BLK) or Silver (SLV)
- Additional Option: HPL Cabinet Accent on Hutch Interior (See Below), Work Wall, Tackboards, Glass Marker Boards (Starting on Page 448) and Task Lights (See Page 414)

Must Specify (in this order):

- Model #
- Chassis Finish
- Cabinet Accent Color
- Select Round Pull or Finger Pull:
 - Round Pull Color
 - Finger Pull Accent Material/Color
- Grommet Color

Finger Pull Options: Must Specify & Add

FPV	Finger Pull, Veneer Accent (Finish Will Match Chassis Selection)	\$	NC
FPP	Finger Pull, HPL Accent; Must Specify Color, See Page 381	\$	30
FPF	Finger Pull, Fabric Accent; Must Specify Fabric	\$	See Below

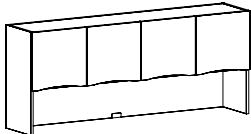
List Price/Grade	Yards	1/COM/COL	2	3	4	5	6	7	8	9	10
Finger Pull, Fabric	0.5	\$ 38	59	76	92	117	144	180	218	263	315

Cabinet Accent Option: Specify & Add

HPL Cabinet Accent on Hutch Interior	\$	252
--------------------------------------	----	-----

For Ordering Options and Grommet Locations, See Iconic Overview and the beginning of section

8% Price Increase Effective Feb 14

Item	Model No.	Width	Depth	Height	Ship Wt	Cubic Ft	List Price
	50-1572SSHU <i>Four (4) Doors</i>	72	15	30	141	23.3	\$ 3879
	50-1566SSHU <i>Four (4) Doors</i>	66	15	30	132	21.4	\$ 3712
	50-1560SSHU <i>Four (4) Doors</i>	60	15	30	123	19.5	\$ 3607
	50-1554SSHU <i>Three (3) Doors</i>	54	15	30	111	17.6	\$ 3257
	50-1548SSHU <i>Three (3) Doors</i>	48	15	30	102	15.7	\$ 3092

Must Specify (in this order):

- Model #
- Chassis Finish
- Cabinet Accent Color
- Finger Pull Accent Material/Color
- Lock Color
- Grommet Color

Description

- Standard With: Veneer Finish, Soft-Close Hinged Doors, Horizontal Grain Direction, and Grommet
- For Use with Low Storage Units; 12 $\frac{1}{8}$ " Clearance Below Doors
- Finger Pull Accents Available in Veneer (FPV), HPL (FPP), or Fabric (FPF); Fabric Patterns May Not Align From Door-to-Door, Use Caution with Patterned/Striped Fabrics
- Grommet Included; Available in Black (BLK) or Silver (SLV)
- Additional Options: HPL Cabinet Accent on Hutch Interior (See Below); Locking Doors (See Page 382)

Finger Pull Options: Must Specify & Add

FPV	Finger Pull, Veneer Accent (Finish Will Match Chassis Selection)	\$	NC
FPP	Finger Pull, HPL Accent; Must Specify Color, See Page 381	\$	See Below
FPF	Finger Pull, Fabric Accent; Must Specify Fabric	\$	See Below

HPL Accent:

	3 Doors	4 Doors
Finger Pull, HPL	\$ 92	\$ 122

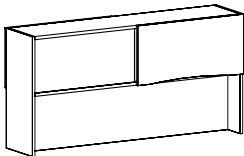
Fabric Accent:

List Price/Grade	Yards	1/COM/COL	2	3	4	5	6	7	8	9	10
Pull, Fabric - 3 Doors	0.5	\$ 112	133	150	166	191	218	254	292	337	389
Pull, Fabric - 4 Doors	0.5	\$ 150	171	188	204	229	256	292	330	375	427

Cabinet Accent Option: Specify & Add

	3 Doors	4 Doors
HPL Cabinet Accent on Hutch Interior	\$ 212	\$ 252

For Ordering Options and Grommet Locations, See Iconic Overview and the beginning of section

Item	Model No.	Width	Depth	Height	Ship Wt	Cubic Ft	List Price
LOW DUAL SIDED SURFACE MOUNT HUTCH WITH SLIDING DOOR 	50-1572DSHS	72	15	30	135	23.3	\$ 3303
	50-1566DSHS	66	15	30	127	21.4	\$ 3212
	50-1560DSHS	60	15	30	119	19.5	\$ 3140
	50-1554DSHS	54	15	30	108	17.6	\$ 3062
	50-1548DSHS	48	15	30	100	15.7	\$ 2821

Must Specify (in this order):

- Model #
- Chassis Finish
- Cabinet Accent Color
- Select Round Pull or Finger Pull:
 - Round Pull Color
 - Finger Pull Accent Material/Color
- Dry Erase Fixed Back

Description

- Standard With: Veneer Finish, One (1) Non-Locking Sliding Door on Each Side, Horizontal Grain Direction
- For Use with Low Storage Units in Shared Office Applications; 12⁷/₈" Clearance Below Door
- Sliding Door; Available with Round Door Pull in Black (BRD) or Chrome (CRD) or Finger Pull with Accents Available in Veneer (FPV), HPL (FPP), or Fabric (FPF)
- Additional Options: HPL Cabinet Accent on Hutch Interior (See Below); Dry Erase Fixed Back (See Below)

Finger Pull Options: Must Specify & Add

FPV	Finger Pull, Veneer Accent (Finish Will Match Chassis Selection)	\$	NC
FPP	Finger Pull, HPL Accent; Must Specify Color, See Page 381	\$	62
FPF	Finger Pull, Fabric Accent; Must Specify Fabric	\$	See Below

List Price/Grade	Yards	1/COM/COL	2	3	4	5	6	7	8	9	10
Finger Pull, Fabric	0.5	\$ 75	96	113	129	154	181	217	255	300	352

Cabinet Accent Option: Specify & Add

HPL	Cabinet Accent on Hutch Interior	\$	297
-----	----------------------------------	----	-----

Dry Erase Fixed Back Option: Specify & Add

DEF	Dry Erase Fixed Back Panel	\$	504
-----	----------------------------	----	-----

Dry Erase Panel always located on right, when facing the unit.

For Ordering Options and Grommet Locations, See Iconic Overview and the beginning of section

8% Price Increase Effective Feb 14

Item	Model No.	Width	Depth	Height	Ship Wt	Cubic Ft	List Price
LOW SURFACE MOUNT OPEN STORAGE/DIVIDER 	50-1536SOSD	36	15	30	99	11.9	\$ 1422
	50-1530SOSD	30	15	30	71	10.1	\$ 1392
	50-1524SOSD	24	15	30	49	8.2	\$ 1361

Description

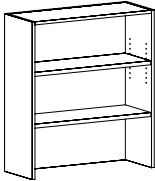
- Standard With: Veneer Finish, Horizontal Grain Direction, Two (2) Shelves, and Metal Rods
- Open Fixed Shelving; 9" Clearance Between Shelves
- Recommended For Use with Low Storage Units
- Set On Application Only
- Accent Metal Rod; Available in Black (BLK) or Chrome (CHRM)
- Additional Option: HPL Cabinet Accent on Interior (See Below)

Cabinet Accent Option: Specify & Add

HPL Cabinet Accent on Interior	\$ 85
--------------------------------	-------

Must Specify (in this order):

- Model #
- Chassis Finish
- Cabinet Accent Color
- Metal Accent

SURFACE MOUNT BOOKCASE 	50-1536TU	36	15	40%	127	16.1	\$ 1507
	50-1530TU	30	15	40%	98	15.9	\$ 1441

Description

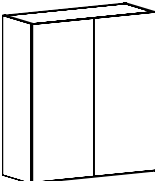
- Standard With: Veneer Finish, One (1) Adjustable Shelf, One (1) Fixed Shelf, and Horizontal Grain
- Set On Application Only
- Additional Option: HPL Cabinet Accent on Bookcase Interior (See Below)

Cabinet Accent Option: Specify & Add

HPL Cabinet Accent on Bookcase Interior	\$ 151
---	--------

Must Specify (in this order):

- Model #
- Chassis Finish
- Cabinet Accent Color

SURFACE MOUNT BOOKCASE WITH DOORS 	50-1536TUSB	36	15	40%	168	16.1	\$ 2610
	50-1530TUSB	30	15	40%	140	13.4	\$ 2523

Description

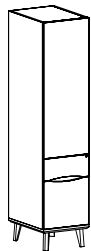
- Standard With: Veneer Finish, Soft-Close Touch Latch Doors, Two (2) Adjustable Shelves Inside, and Horizontal Grain Direction
- Set On Application Only
- Additional Option: Locking Doors (See Page 382)

Must Specify (in this order):

- Model #
- Chassis Finish
- Lock Color

For Ordering Options and Grommet Locations, See Iconic Overview and the beginning of section

Item	Model No.	Width	Depth	Height	Ship Wt	Cubic Ft	List Price
STORAGE CABINET WITH BOX/FILE	Door Hinged Left	Door Hinged Right					
	50-1872SWBL	50-1872SWBR	18	24	70 $\frac{3}{8}$	230	22.0



Description

- Standard With: Veneer Finish, Locking Box/File Drawers (Legal or Letter Filling), Soft-Close Touch Latch Door, Two (2) Adjustable Shelves Inside, and Horizontal Grain Direction
- Available with Contrasting Chassis and Leg Color
- Finger Pull Accents Available in Veneer (FPV), HPL (FPP), or Fabric (FPF)
- Locking Box/File Drawers; Available with Black (BLK) or Silver (SLV) Lock Cores
- Additional Options: Dove Tail Drawer Construction and Soft Close Drawers (See Page 381); Locking Door (See Page 382)

Must Specify (in this order):

- Model #
- Chassis Finish
- Finger Pull Accent Material/Color
- Leg Finish
- Drawer Construction
- Drawer Track
- Lock Color

Finger Pull Options: Must Specify & Add

FPV	Finger Pull, Veneer Accent (Finish Will Match Chassis Selection)	\$	NC
FPP	Finger Pull, HPL Accent; Must Specify Color, See Page 381	\$	84
FPF	Finger Pull, Fabric Accent; Must Specify Fabric	\$	See Below

List Price/Grade	Yards	1/COM/COL	2	3	4	5	6	7	8	9	10
Finger Pull, Fabric	0.5	\$ 120	141	158	174	199	226	262	300	345	397

Item	Model No.	Width	Depth	Height	Ship Wt	Cubic Ft	List Price	
STORAGE WARDROBE	Door Hinged Left	Door Hinged Right						
	50-2472WL	50-2472WR	18	24	70 $\frac{3}{8}$	213	22.0	\$ 3343
	50-2451WL	50-2451WR	18	24	51 $\frac{1}{2}$	154	15.9	\$ 2899



Description

- Standard With: Veneer Finish, Soft-Close Touch Latch Door, One (1) Fixed Shelf, Coat Rod Under Fixed Shelf, Three (3) Adjustable Shelves, and Horizontal Grain Direction
- Available with Contrasting Chassis and Leg Color
- Additional Option: Locking Door (See Page 382)

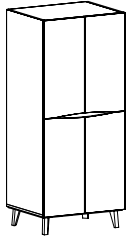
Must Specify (in this order):

- Model #
- Chassis Finish
- Leg Finish
- Lock Color

For Ordering Options and Grommet Locations, See Iconic Overview and the beginning of section

8% Price Increase Effective Feb 14

Item	Model No.	Width	Depth	Height	Ship Wt	Cubic Ft	List Price
DOUBLE WARDROBE	50-3672WC	36	24	70 $\frac{3}{8}$	321	41.7	\$ 5240
	50-3072WC	30	24	70 $\frac{3}{8}$	283	35.1	\$ 5105



Description

- Standard With: Veneer Finish, Four (4) Soft-Close Touch Latch Doors, Both Sides Feature One (1) Fixed Shelf at Center and Two (2) Adjustable Shelves Inside, and Horizontal Grain Direction
- Available with Contrasting Chassis and Leg Color
- Finger Pull Accents Available in Veneer (FPV), HPL (FPP), or Fabric (FPF)
- Additional Option: Locking Doors (See Page 382)

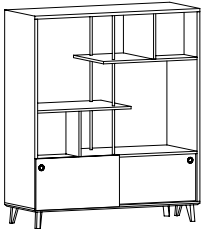
Finger Pull Options: Must Specify & Add

FPV	Finger Pull, Veneer Accent (Finish Will Match Chassis Selection)	\$	NC
FPP	Finger Pull, HPL Accent; Must Specify Color, See Page 381	\$	84
FPF	Finger Pull, Fabric Accent; Must Specify Fabric	\$	See Below

List Price/Grade	Yards	1/COM/COL	2	3	4	5	6	7	8	9	10
Finger Pull, Fabric	0.5	\$ 120	141	158	174	199	226	262	300	345	397

Must Specify (in this order):
 Model #
 Chassis Finish
 Finger Pull Accent Material/Color
 Leg Finish
 Lock Color

OPEN STORAGE/DIVIDER WITH SLIDING DOORS	50-2460OSD72	60	24	70 $\frac{3}{8}$	328	68.1	\$ 5641
	<i>15" Clearance Between Shelves</i>						
	50-2460OSD51	60	24	51 $\frac{1}{2}$	308	49.4	\$ 5351
	<i>8$\frac{3}{8}$" Clearance Between Shelves</i>						



Description

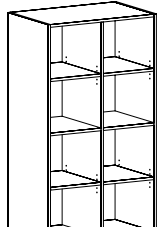
- Standard With: Veneer Finish, Dual Access Open Bookcase with Fixed Shelves, Two (2) Adjustable Shelves Behind Two (2) Non-Locking Sliding Doors, Metal Rods, and Horizontal Grain Direction
- Dual Access Cubbies are 10" Deep on each side
- Available with Contrasting Chassis and Leg Color
- Round Door Pull Available in Black (BRD) or Chrome (CRD)
- Accent Metal Rod Color Will Match Round Door Pull
- Additional Option: HPL Cabinet Accent on Interior (See Below)

Cabinet Accent Option: Specify & Add

51"H Unit, HPL Cabinet Accent on Interior	\$	214
72"H Unit, HPL Cabinet Accent on Interior	\$	226

Must Specify (in this order):
 Model #
 Chassis Finish
 Cabinet Accent Color
 Round Pull/Metal Accent Color
 Leg Finish

For Ordering Options and Grommet Locations, See Iconic Overview and the beginning of section

Item	Model No.	Width	Depth	Height	Ship Wt	Cubic Ft	List Price
	50-2436OB72 <i>Two (2) Adjustable Shelves and Fixed Middle Shelf</i>	36	24	70 ⁷ / ₈	291	42.0	\$ 4001
	50-2436OB51 <i>Two (2) Adjustable Shelves</i>	36	24	51 ¹ / ₂	216	30.3	\$ 3248
	50-2430OB72 <i>Two (2) Adjustable Shelves and Fixed Middle Shelf</i>	30	24	70 ⁷ / ₈	267	35.6	\$ 3923
	50-2430OB51 <i>Two (2) Adjustable Shelves</i>	30	24	51 ¹ / ₂	202	25.5	\$ 3175

Description

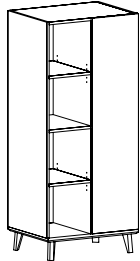
- Standard With: Veneer Finish, Fixed Vertical Divider, and Horizontal Grain Direction
- Available with Contrasting Chassis and Leg Color
- Additional Option: HPL Cabinet Accent on Bookcase Interior (See Below)

Must Specify (in this order):

- Model #
- Chassis Finish
- Cabinet Accent Color
- Leg Finish

Cabinet Accent Option: Specify & Add

51"H Units, HPL Cabinet Accent on Bookcase Interior	\$ 324
72"H Units, HPL Cabinet Accent on Bookcase Interior	\$ 401

WARDROBE WITH OPEN BOOKCASE	Left Door	Right Door	Width	Depth	Height	Ship Wt	Cubic Ft	List Price
	50-2436OBD72L	50-2436OBD72R	36	24	70 ⁷ / ₈	310	41.7	\$ 4461
	<i>Bookcase Features Two (2) Adjustable Shelves and Fixed Middle Shelf</i>							
	50-2436OBD51L	50-2436OBD51R	36	24	51 ¹ / ₂	236	30.3	\$ 3707
	<i>Bookcase Features Two (2) Adjustable Shelves</i>							
	50-2430OBD72L	50-2430OBD72R	30	24	70 ⁷ / ₈	287	35.6	\$ 4370
	<i>Bookcase Features Two (2) Adjustable Shelves and Fixed Middle Shelf</i>							
	50-2430OBD51L	50-2430OBD51R	30	24	51 ¹ / ₂	220	25.5	\$ 3627
<i>Bookcase Features Two (2) Adjustable Shelves</i>								

Shown as Right

Description

- Standard With: Veneer Finish, Soft-Close Touch Latch Hinged Door, Hanging Storage and Coat Rod Behind Door, and Horizontal Grain Direction
- Available with Contrasting Chassis and Leg Color
- Additional Options: HPL Cabinet Accent on Bookcase Interior (See Below); Locking Door (See Page 382)

Must Specify (in this order):

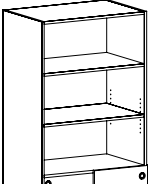
- Model #
- Chassis Finish
- Cabinet Accent Color
- Leg Finish
- Lock Color

Cabinet Accent Option: Specify & Add

51"H Units, HPL Cabinet Accent on Bookcase Interior	\$ 185
72"H Units, HPL Cabinet Accent on Bookcase Interior	\$ 224

For Ordering Options and Grommet Locations, See Iconic Overview and the beginning of section

8% Price Increase Effective Feb 14

Item	Model No.	Width	Depth	Height	Ship Wt	Cubic Ft	List Price
OPEN BOOKCASE WITH LOWER SLIDING DOORS 	50-2436OBS72 <i>One (1) Adjustable Shelf and One (1) Fixed Shelf</i>	36	24	70 $\frac{7}{8}$	310	41.7	\$ 3846
	50-2436OBS51 <i>One (1) Adjustable Shelf</i>	36	24	51 $\frac{1}{2}$	236	30.3	\$ 3364
	50-2430OBS72 <i>One (1) Adjustable Shelf and One (1) Fixed Shelf</i>	30	24	70 $\frac{7}{8}$	287	35.6	\$ 3656
	50-2430OBS51 <i>One (1) Adjustable Shelf</i>	30	24	51 $\frac{1}{2}$	220	25.5	\$ 3142

Description

- Standard With: Veneer Finish, Two (2) Non-Locking Sliding Doors, and Horizontal Grain Direction
- Available with Contrasting Chassis and Leg Color
- Round Door Pull Available in Black (BRD) or Chrome (CRD)
- Additional Option: HPL Cabinet Accent on Bookcase Interior (See Below)

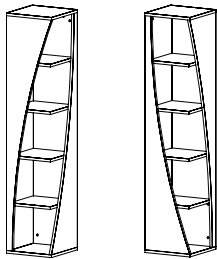
Cabinet Accent Option: Specify & Add

51"H Units, HPL Cabinet Accent on Bookcase Interior	\$	167
72"H Units, HPL Cabinet Accent on Bookcase Interior	\$	193

Must Specify (in this order):

- Model #
- Chassis Finish
- Cabinet Accent Color
- Round Pull Color
- Leg Finish

TWISTED BOOKCASE



Left

Right

Left Twist	Right Twist	Width	Depth	Height	Ship Wt	Cubic Ft	List Price
50-1572TBL <i>Four (4) 3/4" Fixed Shelves</i>	50-1572TBR	15	15	70 $\frac{7}{8}$	130	10.8	\$ 2359
50-1551TBL <i>Three (3) 3/4" Fixed Shelves</i>	50-1551TBR	15	15	51 $\frac{1}{2}$	100	8.9	\$ 2214

Description

- Standard With: Veneer Finish, Adjustable Glides, and Horizontal Grain Direction
- Must Attach to Wall or Another Unit; Not Freestanding; Attachment Hardware Included
- Additional Option: HPL Cabinet Accent on Bookcase Interior (See Below)

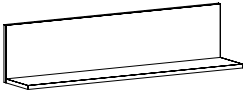
Cabinet Accent Option: Specify & Add

51"H Units, HPL Cabinet Accent on Bookcase Interior	\$	111
72"H Units, HPL Cabinet Accent on Bookcase Interior	\$	118

Must Specify (in this order):

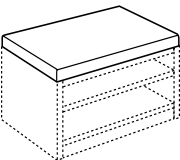
- Model #
- Chassis Finish
- Cabinet Accent Color

For Ordering Options and Grommet Locations, See Iconic Overview and the beginning of section

Item	Model No.	Width	Depth	Height	Ship Wt	Cubic Ft	List Price
 <p>OPEN WALL MOUNTED L SHELF</p> <p><i>Must Specify (in this order):</i> Model # Chassis Finish</p>	50-1572LS <i>154lb Weight Limit</i>	72	15	17	65	13.8	\$ 1047
	50-1566LS <i>128lb Weight Limit</i>	66	15	17	60	12.7	\$ 1028
	50-1560LS <i>128lb Weight Limit</i>	60	15	17	55	11.6	\$ 961
	50-1554LS <i>90lb Weight Limit</i>	54	15	17	50	10.5	\$ 921
	50-1548LS <i>90lb Weight Limit</i>	48	15	17	45	9.3	\$ 834
	50-1542LS <i>90lb Weight Limit</i>	42	15	17	40	8.2	\$ 748
	50-1536LS <i>64lb Weight Limit</i>	36	15	17	35	7.1	\$ 658
	50-1530LS <i>64lb Weight Limit</i>	30	15	17	30	6.0	\$ 615

Description

- Standard With: Veneer Finish, Installation Hardware, and Horizontal Grain Direction
- Weight Capacity is a Distributed Load

Item	Model No.	Width	Depth	Height	Ship Wt	Cubic Ft	List Price
 <p>COMPONENT CUSHION</p> <p><i>Must Specify (in this order):</i> Model # Fabric Pattern/Color</p>	65-24108CUSHION	108	24	2¼	24	9.9	\$ 617
	65-2490CUSHION	90	24	2¼	22	8.3	\$ 558
	65-2472CUSHION	72	24	2¼	20	6.7	\$ 471
	65-2460CUSHION	60	24	2¼	18	5.6	\$ 408
	65-2436CUSHION	36	24	2¼	16	3.4	\$ 347
	65-2430CUSHION	30	24	2¼	14	2.9	\$ 300

Description

- Create Bench-Style Seating Over Low Height Storage Units
- Cushions are Shipped with Installation Hardware for Both Fixed and Movable Applications
- Price is Valid for Fabric Grades 1, 2, and 3; Additional Fabric Grades Available

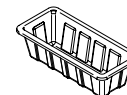
Item	Model No.	Width	Depth	Height	Ship Wt	Cubic Ft	List Price
 <p>PLANTER BOX</p> <p>SIN NEW</p> <p><i>Must Specify (in this order):</i> Model # TFL Color Planter Insert</p>	01-1909PL	19 ¼	9 ½	6	16	2.0	\$ 446

Description

- Standard With: TFL, Installation Hardware (2-Black and 2-Nickel Bolts), and Horizontal Grain Direction
- Must Specify TFL (T) Color; Available in all Indiana Furniture TFL options
- Can Be Freestanding or Secured with Included Hardware
- Not Intended to Hold Water; Optional Planter Box Insert Sold Separately (See Below)

Options: Specify & Add

PBI	Planter Box Insert, Black Plastic						\$ 41
-----	-----------------------------------	--	--	--	--	--	-------


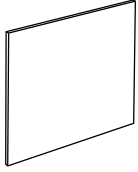


For Ordering Options and Grommet Locations, See Iconic Overview and the beginning of section

8% Price Increase Effective Feb 14

Iconic 407

Item	Model No.	Width	Depth	Height	Ship Wt	Cubic Ft	List Price
GLASS MARKER BOARD FOR USE WITH 30"H DESKS, CREDENZA AND SURFACE MOUNT HUTCHES	GMB-23108H	106½	½	23	83	14.3	\$ 2993
	GMB-23102H	100½	½	23	78	13.6	\$ 2779
	GMB-2396H	94½	½	23	74	12.9	\$ 2617
	GMB-2390H	88½	½	23	69	12.2	\$ 2456
	GMB-2384H	82½	½	23	64	11.4	\$ 2349
	GMB-2378H	76½	½	23	59	10.7	\$ 2187
	GMB-2372H	72½	½	23	55	10.0	\$ 1973
	GMB-2366H	64½	½	23	50	9.2	\$ 1811
	GMB-2360H	58½	½	23	45	8.5	\$ 1704
	GMB-2354H	52½	½	23	41	7.8	\$ 1489
	GMB-2348H	46½	½	23	36	7.0	\$ 1382
	GMB-2342H	40½	½	23	31	6.3	\$ 1166
	GMB-2336H	34½	½	23	27	5.6	\$ 1005
	GMB-2330H	28½	½	23	22	4.9	\$ 899



Must Specify (in this order):

Model #

Color

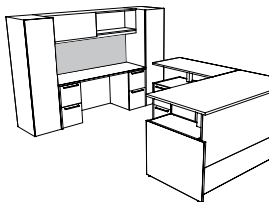
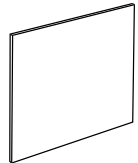


Magnet, Marker and Eraser sets available, see page 416

Description

- Available in Black (BLMKR) or White (WHMKR), Must Specify
- Marker Boards Are One (1) Piece with No Seams
- Mounting Brackets Included
- For Use with 30"H Desks and Credenzas with Surface Mount Hutches
- For Magnets, Marker and Eraser Sets; See Page 416

GLASS MARKER BOARD FOR USE WITH 30"H DESKS, CREDENZA AND WALL MOUNT HUTCHES	GMB-23108W	108	½	23	85	14.6	\$ 2993
	GMB-23102W	102	½	23	80	13.9	\$ 2886
	GMB-2396W	96	½	23	75	13.1	\$ 2725
	GMB-2390W	90	½	23	70	12.4	\$ 2510
	GMB-2384W	84	½	23	66	11.7	\$ 2349
	GMB-2378W	78	½	23	61	10.9	\$ 2187
	GMB-2372W	72	½	23	56	10.2	\$ 2026
	GMB-2366W	66	½	23	52	9.5	\$ 1919
	GMB-2360W	60	½	23	47	8.8	\$ 1704
	GMB-2354W	54	½	23	42	8.0	\$ 1543
	GMB-2348W	48	½	23	38	7.3	\$ 1435
	GMB-2342W	42	½	23	33	6.6	\$ 1220
	GMB-2336W	36	½	23	28	5.8	\$ 1059
	GMB-2330W	30	½	23	23	5.1	\$ 899



Must Specify (in this order):

Model #

Color



Magnet, Marker and Eraser sets available, see page 416

Description

- Available in Black (BLMKR) or White (WHMKR), Must Specify
- Marker Boards Are One (1) Piece with No Seams
- Mounting Brackets Included
- For Use over 30"H Desks and Credenzas with Wall Mount Hutches
- For Magnets, Marker and Eraser Sets; See Page 416

Item	Model No.	Width	Depth	Height	Ship Wt	Cubic Ft	List Price
GLASS MARKER BOARD	GMB-31108W	108	½	31	114	17.9	\$ 3960
FOR USE WITH 21" LOW CREDENZA AND WALL MOUNT HUTCHES	GMB-31102W	102	½	31	108	17.0	\$ 3817
	GMB-3196W	96	½	31	101	16.1	\$ 3602
	GMB-3190W	90	½	31	95	15.2	\$ 3316
	GMB-3184W	84	½	31	89	14.3	\$ 3101
	GMB-3178W	78	½	31	82	13.4	\$ 2886
	GMB-3172W	72	½	31	76	12.5	\$ 2671
	GMB-3166W	66	½	31	70	11.6	\$ 2527
	GMB-3160W	60	½	31	63	10.8	\$ 2241
	GMB-3154W	54	½	31	57	9.9	\$ 2026
	GMB-3148W	48	½	31	51	9.0	\$ 1884
	GMB-3142W	42	½	31	44	8.1	\$ 1596
	GMB-3136W	36	½	31	38	7.2	\$ 1382
GMB-3130W	30	½	31	32	6.3	\$ 1166	



Must Specify (in this order):

Model #
Color

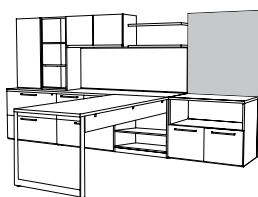


Magnet, Marker and Eraser sets available, see page 416

Description

- Available in Black (BLMKR) or White (WHMKR), Must Specify
- Marker Boards Are One (1) Piece with No Seams
- Mounting Brackets Included
- For Use over 21"H Desks and Credenzas with Wall Mount Hutches
- For Magnets, Marker and Eraser Sets; See Page 416

GLASS MARKER BOARD	GMB-4048W	48	½	40⅞	67	11.0	\$ 2443
FOR USE WITH 30" H DESKS, CREDENZA AND WALL MOUNT HUTCHES OR SHELVING	GMB-4042W	42	½	40⅞	58	9.9	\$ 2066
	GMB-4036W	36	½	40⅞	50	8.8	\$ 1785
	GMB-4030W	30	½	40⅞	42	7.7	\$ 1502



Must Specify (in this order):

Model #
Color

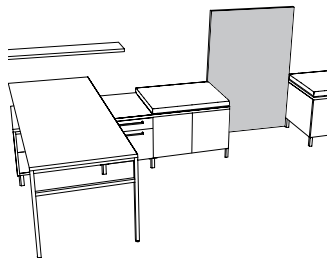


Magnet, Marker and Eraser sets available, see page 416

Description

- Available in Black (BLMKR) or White (WHMKR), Must Specify
- Mounting Brackets Included
- For Use over 30" H Desks and Credenzas with Wall Mount Hutches or Shelving
- For Magnets, Marker and Eraser Sets; See Page 416

Item	Model No.	Width	Depth	Height	Ship Wt	Cubic Ft	List Price
GLASS MARKER BOARD	GMB-7036W	36	½	70⅞	87	13.8	\$ 2993
FOR USE FROM FLOOR TO TOP OF UNIT	GMB-5136W	36	½	51⅞	63	10.6	\$ 2187
	GMB-7030W	30	½	70⅞	72	12.1	\$ 2510
	GMB-5130W	30	½	51⅞	53	9.3	\$ 1838



Description

- Available in Black (BLMKR) or White (WHMKR), Must Specify
- Marker Boards Are One (1) Piece with No Seams
- Mounting Brackets Included
- For Use From Floor to Top of Unit
- For Magnets, Marker and Eraser Sets; See Page 416

Must Specify (in this order):

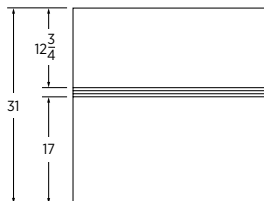
Model #
Color



Magnet, Marker and Eraser sets available, see page 416

TALL TOOL RAIL WORK WALL FOR WALL MOUNT HUTCHES

USE OVER 21”H CREDENZA 31” TALL



Must Specify (in this order):

Model #
Tackboard on Top or Bottom
Dry Erase on Top or Bottom
Tackboard Grade
Fabric Vendor
Fabric Pattern/Color

Must Specify:

- TB-TB: Tackboard Over Tackboard (Use Grade Prices)
- DEB-TB: Dry Erase Over Tackboard (Use Grade Prices)
- DEB-DEB: Dry Erase Over Dry Erase (Use Grade 1 Prices)

Model #	Size	COM ydg	COM, 1, 2 or 3	Grades									
				4	5	6	7	8	9	10			
WW-31108TTRW	108"	3.50	\$ 1685	2063	2238	2424	2679	2945	3260	3621			
WW-31102TTRW	102"	3.25	\$ 1595	1946	2109	2281	2518	2765	3058	3392			
WW-3196TTRW	96"	3.00	\$ 1537	1861	2011	2170	2389	2617	2887	3196			
WW-3190TTRW	90"	2.75	\$ 1447	1744	1882	2027	2228	2437	2685	2968			
WW-3184TTRW	84"	2.50	\$ 1294	1564	1689	1822	2004	2194	2419	2677			
WW-3178TTRW	78"	2.50	\$ 1237	1507	1632	1765	1947	2137	2362	2620			
WW-3172TTRW	72"	2.25	\$ 1029	1272	1385	1504	1668	1839	2042	2273			
WW-3166TTRW	66"	2.00	\$ 987	1203	1303	1409	1555	1707	1887	2093			
WW-3160TTRW	60"	2.00	\$ 930	1146	1246	1352	1498	1650	1830	2036			
WW-3154TTRW	54"	1.75	\$ 888	1077	1165	1257	1385	1518	1676	1856			
WW-3148TTRW	48"	1.50	\$ 816	978	1053	1133	1242	1356	1491	1646			
WW-3142TTRW	42"	1.25	\$ 750	885	948	1014	1105	1200	1313	1441			
WW-3136TTRW	36"	1.25	\$ 734	869	932	998	1089	1184	1297	1425			
WW-3130TTRW	30"	1.00	\$ 676	784	834	887	960	1036	1126	1229			

Description

- Aluminum Tool Rail
- Workwalls 78" and Larger will Ship in 4 Pieces
- See Work Wall Components on Page 412

**TOOL RAIL WORK WALL
FOR WALL MOUNT HUTCHES
WITH PAPER SLOTS**

**USE OVER 30"H CREDENZA
23" TALL**



Must Specify (in this order):

- Model #
- Tackboard on Top or Bottom
- Dry Erase on Top or Bottom
- Tackboard Grade
- Fabric Vendor
- Fabric Pattern/Color

Must Specify:

- TB-TB: Tackboard Over Tackboard (Use Grade Prices)
- DEB-TB: Dry Erase Over Tackboard (Use Grade Prices)
- DEB-DEB: Dry Erase Over Dry Erase (Use Grade 1 Prices)

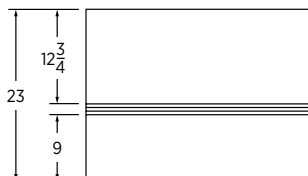
Model #	Size	COM ydg	COM, 1, 2 or 3	Grades						
				4	5	6	7	8	9	10
WW-23108TRW	108"	3.50	\$ 1403	1781	1956	2142	2397	2663	2978	3339
WW-23102TRW	102"	3.25	\$ 1322	1673	1836	2008	2245	2492	2785	3119
WW-2396TRW	96"	3.00	\$ 1282	1606	1756	1915	2134	2362	2632	2941
WW-2390TRW	90"	2.75	\$ 1209	1506	1644	1789	1990	2199	2447	2730
WW-2384TRW	84"	2.50	\$ 1076	1346	1471	1604	1786	1976	2201	2459
WW-2378TRW	78"	2.50	\$ 1030	1300	1425	1558	1740	1930	2155	2413
WW-2372TRW	72"	2.25	\$ 858	1101	1214	1333	1497	1668	1871	2102
WW-2366TRW	66"	2.00	\$ 813	1029	1129	1235	1381	1533	1713	1919
WW-2360TRW	60"	2.00	\$ 762	978	1078	1184	1330	1482	1662	1868
WW-2354TRW	54"	1.75	\$ 729	918	1006	1098	1226	1359	1517	1697
WW-2348TRW	48"	1.50	\$ 674	836	911	991	1100	1214	1349	1504
WW-2342TRW	42"	1.25	\$ 620	755	818	884	975	1070	1183	1311
WW-2336TRW	36"	1.25	\$ 609	744	807	873	964	1059	1172	1300
WW-2330TRW	30"	1.00	\$ 559	667	717	770	843	919	1009	1112

Description

- Aluminum Tool Rail
- Workwalls 78" and Larger will Ship in 4 Pieces
- See Work Wall Components on Page 412

**TALL TOOL RAIL WORK WALL
FOR SURFACE MOUNT HUTCHES**

**USE OVER 30"H CREDENZA
23" TALL**



Must Specify (in this order):

- Model #
- Tackboard on Top or Bottom
- Dry Erase on Top or Bottom
- Tackboard Grade
- Fabric Vendor
- Fabric Pattern/Color

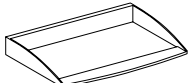
Must Specify:

- TB-TB: Tackboard Over Tackboard (Use Grade Prices)
- DEB-TB: Dry Erase Over Tackboard (Use Grade Prices)
- DEB-DEB: Dry Erase Over Dry Erase (Use Grade 1 Prices)

Model #	Size	COM ydg	COM, 1, 2 or 3	Grades						
				4	5	6	7	8	9	10
WW-2372TRH	72"	2.25	\$ 798	1041	1154	1273	1437	1608	1811	2042
WW-2366TRH	66"	2.00	\$ 756	972	1072	1178	1324	1476	1656	1862
WW-2360TRH	60"	2.00	\$ 710	926	1026	1132	1278	1430	1610	1816

Description

- Aluminum Tool Rail
- Workwalls 78" and Larger will Ship in 4 Pieces
- See Work Wall Components on Page 412

Item	Model No.	Width	Depth	Height	Ship Wt	Cubic Ft	List Price
LEGAL TRAY 	01-LGLTRAYB <i>Black</i>	14 $\frac{7}{8}$	10 $\frac{1}{2}$	1 $\frac{1}{8}$	1	0.2	\$ 111
	01-LGLTRAYC <i>Clear</i>	14 $\frac{7}{8}$	10 $\frac{1}{2}$	1 $\frac{1}{8}$	1	0.2	\$ 90

LETTER TRAY 	01-LTRTRAYB <i>Black</i>	9 $\frac{3}{8}$	14	1 $\frac{1}{8}$	1	0.2	\$ 111
	01-LTRTRAYC <i>Clear</i>	9 $\frac{3}{8}$	14	1 $\frac{1}{8}$	1	0.2	\$ 93

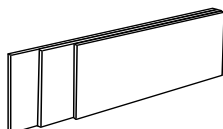
FOLDER SORTER 	01-FLDRSRTRB <i>Black</i>	7 $\frac{1}{4}$	12 $\frac{3}{8}$	7 $\frac{1}{8}$	1	0.2	\$ 117
	01-FLDRSRTRC <i>Clear</i>	7 $\frac{1}{4}$	12 $\frac{3}{8}$	7 $\frac{1}{8}$	1	0.2	\$ 100

ACCESSORIES TRAY 	01-ACCTRAYB <i>Black</i>	9 $\frac{1}{4}$	10 $\frac{1}{8}$	1 $\frac{1}{8}$	1	0.2	\$ 98
	01-ACCTRAYC <i>Clear</i>	9 $\frac{1}{4}$	10 $\frac{1}{8}$	1 $\frac{1}{8}$	1	0.2	\$ 98

PHONE HOLDER 	01-PHNHLDRB <i>Black</i>	8 $\frac{5}{8}$	9 $\frac{5}{8}$	1 $\frac{1}{8}$	1	0.2	\$ 98
	01-PHNHLDRC <i>Clear</i>	8 $\frac{5}{8}$	9 $\frac{5}{8}$	1 $\frac{1}{8}$	1	0.2	\$ 98

**TACKBOARDS
FOR WALL MOUNT HUTCHES**

USE OVER 21"H CREDENZA
31" TALL



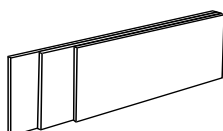
Model #	Size	COM ydg	COM, 1, 2 or 3	Grades						
				4	5	6	7	8	9	10
TB-31108W	108"	3.50	\$ 792	1170	1345	1531	1786	2052	2367	2728
TB-31102W	102"	3.25	\$ 757	1108	1271	1443	1680	1927	2220	2554
TB-3196W	96"	3.00	\$ 735	1059	1209	1368	1587	1815	2085	2394
TB-3190W	90"	2.75	\$ 702	999	1137	1282	1483	1692	1940	2223
TB-3184W	84"	2.50	\$ 665	935	1060	1193	1375	1565	1790	2048
TB-3178W	78"	2.50	\$ 653	923	1048	1181	1363	1553	1778	2036
TB-3172W	72"	2.25	\$ 603	846	959	1078	1242	1413	1616	1847
TB-3166W	66"	2.00	\$ 576	792	892	998	1144	1296	1476	1682
TB-3160W	60"	2.00	\$ 540	756	856	962	1108	1260	1440	1646
TB-3154W	54"	1.75	\$ 513	702	790	882	1010	1143	1301	1481
TB-3148W	48"	1.50	\$ 468	630	705	785	894	1008	1143	1298
TB-3142W	42"	1.25	\$ 421	556	619	685	776	871	984	1112
TB-3136W	36"	1.25	\$ 410	545	608	674	765	860	973	1101
TB-3130W	30"	1.00	\$ 369	477	527	580	653	729	819	922

Description

- All Tackboards 78" and Longer Ship in 2 Pieces

**TACKBOARDS
FOR SURFACE MOUNT HUTCHES**


23" TALL



Model #	Size	COM ydg	COM, 1, 2 or 3	Grades						
				4	5	6	7	8	9	10
TB-65108H	108"	3.50	\$ 592	970	1145	1331	1586	1852	2167	2528
TB-65102H	102"	3.25	\$ 570	921	1084	1256	1493	1740	2033	2367
TB-6596H	96"	3.00	\$ 552	876	1026	1185	1404	1632	1902	2211
TB-6590H	90"	2.75	\$ 526	823	961	1106	1307	1516	1764	2047
TB-6584H	84"	2.50	\$ 499	769	894	1027	1209	1399	1624	1882
TB-6578H	78"	2.50	\$ 491	761	886	1019	1201	1391	1616	1874
TB-6572H	72"	2.25	\$ 443	686	799	918	1082	1253	1456	1687
TB-6566H	66"	2.00	\$ 416	632	732	838	984	1136	1316	1522
TB-6560H	60"	2.00	\$ 388	604	704	810	956	1108	1288	1494
TB-6554H	54"	1.75	\$ 379	568	656	748	876	1009	1167	1347
TB-6548H	48"	1.50	\$ 341	503	578	658	767	881	1016	1171
TB-6542H	42"	1.25	\$ 309	444	507	573	664	759	872	1000
TB-6536H	36"	1.25	\$ 300	435	498	564	655	750	863	991
TB-6530H	30"	1.00	\$ 270	378	428	481	554	630	720	823

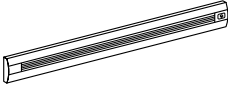
Description

- All Tackboards 78" and Longer Ship in 2 Pieces

Item	Model No.	Width	Depth	Height	Ship Wt	Cubic Ft	List Price
LED TASKLIGHT 	TL-0848 <i>240-LED, 18 Watts</i>	47½	⅞	1⅝	-	-	\$ 347
	TL-0824 <i>84-LED, 7 Watts</i>	22½	⅞	1⅝	-	-	\$ 288

Description

- 10' Power Cord
- Rocker Style On/Off Switch
- Includes the Power Supply and 3-Wire Management Grommet

LED TASKLIGHT 	01-188LED58 <i>188-LED, 43.5 Watts</i>	57⅜	½	2	-	-	\$ 1287
	01-94LED31 <i>94-LED, 23.4 Watts</i>	30⅝	½	2	-	-	\$ 932
	01-47LED17 <i>47-LED, 10.9 Watts</i>	16⅜	½	2	-	-	\$ 539

Description

- Includes the Power Supply and 3-Wire Management Grommet
- Optional Occupancy Sensor Shuts Off After 30 Minutes of Inactivity and Turns On Immediately When Reentering the Detection Area

Options: Specify & Add

01-OSRP	Occupancy Sensor	\$	286
---------	------------------	----	-----

CENTER DRAWER 	01-1622CD	22	16⅝	2¾	7	1.4	\$ 386
--	-----------	----	-----	----	---	-----	--------

Description

- Standard With: Beveled Drawer Front, ¾ Extension, and Wood Drawer Interiors with Built-in Pen Tray

Options: Specify & Add

Factory Installed	\$	162
-------------------	----	-----

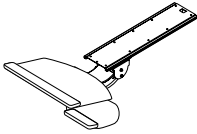


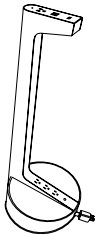
ARTICULATING KEYBOARD CORNER PLATFORM 	01-KB2CC	25	10½	4½	16	1.4	\$ 650
---	----------	----	-----	----	----	-----	--------

Description

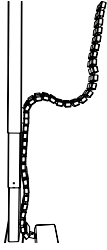
- Standard With: 25" Cut Corner Platform, Single Palm Rest for Both Left & Right Hands, 360° Rotation, +/- 15° Tilt Adjustment, Independent Tilt Adjustment, and Lift & Lock 7" Height Adjustment
- Keyboard and Mouse on Same Level
- Works wit 17"+ Diagonal Work Surface; Cannot be Used on 20"D or 21"D Unit
- Track Measures 21"
- Not Available with Optional Center Grommet

Options: Specify & Add

Factory Installed	\$	162
-------------------	----	-----

Item	Model No.	Width	Depth	Height	Ship Wt	Cubic Ft	List Price
KEYBOARD MECHANISM WITH KEYBOARD PLATFORM, MOUSE TRAY, AND PALM REST	01-KB3	26½	14	4.5	16	1.4	\$ 713
	<p>Description</p> <ul style="list-style-type: none"> Standard With: 18¾" Platform & Swivel-Below Mouse Platform, Palm Rest for Mousing Surface, Life & Lock 7" Height Adjustment, +/- 15° Tilt Adjustment, 360° Rotation, and Independent Tilt Adjustment Cannot be Used on 20"D or 21"D Unit Track Measures 21" Not Available with Optional Center Grommet <p>Options: Specify & Add</p> <p>Factory Installed \$ 162</p>						
DOCK 950 WIRELESS CHARGER	01-DOCK950W	White	3¾	3¾	-	1	\$ 207
	01-DOCK950B	Black					\$ 207
Open Market Only	<p>Description</p> <ul style="list-style-type: none"> For Use with Wireless Charging Enabled Devices Mounts in 76mm Round Cut-Out 5 Watts Maximum Output with a Direct Current of 5V 2A and 10 Watts Maximum with Quick Charge 2.0 LED will Confirm Pairing with Device and Begin Wireless Charging 						
DOCK 150 WIRELESS AND USB CHARGER	01-DOCK150W	White	3	3	¾"	1	\$ 317
	01-DOCK150B	Black					\$ 317
Open Market Only	<p>Description</p> <ul style="list-style-type: none"> For Use with Wireless Charging Enabled Devices and USB Charging Devices 5 Watt Maximum Output with a Direct Current Input of 5V 6A (Wireless Fast Charge) Mounts in 76mm Round Cut-Out Pop-Up is ¾"H and Includes Three (3) USB Ports; One (1) 12 Watt Maximum with 2.4A (USB Fast Charge) and Two (2) 5 Watt with 1A (USB Standard Charge) LED Light will Confirm Pairing with Device and Begin Wireless Charging UL and cUL Certified 						
VESTA POWER CENTER	01-PDCTR	10¾	12	28¾	14	2.5	\$ 1386
	<p>Description</p> <ul style="list-style-type: none"> Available in White 120" Power Cord Four (4) Power Outlets, Three (3) on the Base and One (1) on the Top Two (2) USB Ports and One (1) USBC Port, All on Top Built with Weight Distribution for Optimal Stability Base is 5" Tall 						

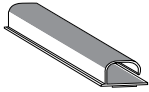
Item	Model No.	Width	Depth	Height	Ship Wt	Cubic Ft	List Price
LINK 360 CABLE MANAGER	01-0251LINKSLV <i>Silver</i>	5 $\frac{3}{16}$	3 $\frac{3}{16}$	30-51	4	3.0	\$ 305
	01-0251LINKBLK <i>Black</i>	5 $\frac{3}{16}$	3 $\frac{3}{16}$	30-51	4	3.0	\$ 275



Description

- Kit Includes: 50 Link 360™ elements, One (1) Quad Connector, One (1) Dumbbell Connector, and One (1) Foot Assembly with Two (2) Magnetic Clips
- Can Be Used For Height-Adjustable Mechanisms Up To 51" or Free-Standing Use

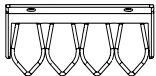
WIRE CHANNEL	01-32125	24	1 $\frac{5}{8}$	1	.25	0.3	\$ 82
--------------	----------	----	-----------------	---	-----	-----	-------



Description

- Available in Black
- Channels Attach with Two (2) Double-Sided Installation Tape
- Easily Attach to an Iconic Leg to Route Wires/Cords from the Top to the Floor
- Open J Channel for Easy Storage of Cables

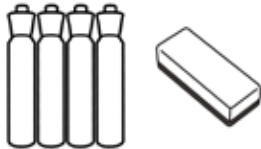
CABLE GRIP	01-WMGRCB	5 $\frac{3}{8}$	2 $\frac{3}{8}$	-	-	-	\$ 14
------------	-----------	-----------------	-----------------	---	---	---	-------



Description


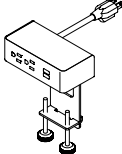
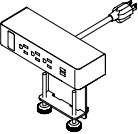
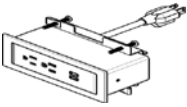
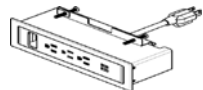
- Under Surface Wire Management
- Black


MARKER AND ERASER SET	01-MRKRSETBL <i>For Use with Black Marker Boards and Black Glass Doors</i>						\$ 97
	01-MRKRSETWH <i>For Use with White Marker Boards and White Glass Doors</i>						\$ 97



Description


- (01-MRKRSETWH) May Also be Used with Dry Erase Doors and Boards
- Includes 4 Markers and an Eraser

Item	Model No.		Width	Depth	Height	Ship Wt	Cubic Ft	List Price
MAGNET SET 	01-MAGBL							\$ 89
	<i>For Use with White Marker Boards</i>							
	01-MAGWH							\$ 89
<i>For Use with Black Marker Boards</i>								
Description								
<ul style="list-style-type: none"> Includes Set of Five (5) Magnets 								
DUO CLAMP NEMA PLUG 	01-DUOCLAMPW	White	5½	3	7	1	0.2	\$ 446
	01-DUOCLAMPB	Black						\$ 446
	01-DUOCLAMP S	Silver						\$ 446
	Description							
<ul style="list-style-type: none"> Clamps to Worksurface and Includes: Two (2) Power, Two (2) USB, 10' Cord, and All Mounting Hardware Silver Metal Trim on All Color Options Independent USB Circuit Controllers Deliver up to 2.1 Amps to Each Post FCC Part 15A, UL Approved for Horizontal and Vertical Applications 								
TRIO CLAMP NEMA PLUG 	01-TRIOCLAMPW	White	8	3	7	1	0.2	\$ 524
	01-TRIOCLAMPB	Black						\$ 524
	01-TRIOCLAMP S	Silver						\$ 524
	Description							
<ul style="list-style-type: none"> Clamps to Worksurface and Includes: Three (3) Power, Two (2) USB, One (1) Open Data, 10' Cord, and All Mounting Hardware HDMI, VGA, or RJ45 Accessory for Open Data Port Specified Separately, See Page 463 Silver Metal Trim on All Color Options Independent USB Circuit Controllers Deliver up to 2.1 Amps to Each Post FCC Part 15A, UL Approved for Horizontal and Vertical Applications 								
DUO BEZEL NEMA PLUG 	01-DUOBEZELW	White	6½	2½	3¼	1	0.2	\$ 527
	01-DUOBEZELB	Black						\$ 527
	01-DUOBEZEL S	Silver						\$ 527
	Description							
<ul style="list-style-type: none"> Sits on Worksurface and Includes: Two (2) Power, Two (2) USB, 10' Cord, and All Mounting Hardware Independent USB Circuit Controllers Deliver up to 2.1 Amps to Each Post FCC Part 15A, UL Approved for Horizontal and Vertical Applications 								
TRIO BEZEL NEMA PLUG 	01-TRIOBEZELW	White	9	2½	3	1	0.2	\$ 566
	01-TRIOBEZELB	Black						\$ 566
	01-TRIOBEZEL S	Silver						\$ 566
	Description							
<ul style="list-style-type: none"> Sits on Worksurface and Includes: Three (3) Power, Two (2) USB, One (1) Open Data, 10' Cord, and All Mounting Hardware HDMI, VGA, or RJ45 Accessory for Open Data Port Specified Separately, See Page 463 Independent USB Circuit Controllers Deliver up to 2.1 Amps to Each Post FCC Part 15A, UL Approved for Horizontal and Vertical Applications 								

Item	Model No.		Width	Depth	Height	Ship Wt	Cubic Ft	List Price
	01-DUUNDERW	White	6½	2½	3	1	0.2	\$ 427
	01-DUUNDERB	Black						\$ 427
	01-DUUNDERS	Silver						\$ 427

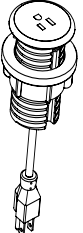
Description

- Sits Under Worksurface and Includes: Two (2) Power, Two (2) USB, 10' Cord, and All Mounting Hardware
- Independent USB Circuit Controllers Deliver up to 2.1 Amps to Each Post
- FCC Part 15A, UL Approved for Horizontal and Vertical Applications

	01-TRIOUNDERW	White	9	2½	3	1	0.2	\$ 512
	01-TRIOUNDERB	Black						\$ 512
	01-TRIOUNDERS	Silver						\$ 512

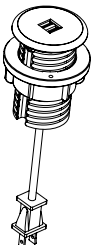
Description

- Sits Under Worksurfaces and Includes: Three (3) Power, Two (2) USB, One (1) Open Data, 10' Cord, and All Mounting Hardware
- HDMI, VGA, or RJ45 Accessory for Open Data Port Specified Separately, See Page 463
- Independent USB Circuit Controllers Deliver up to 2.1 Amps to Each Post
- FCC Part 15A, UL Approved for Horizontal and Vertical Applications

	01-SAND60PW	White	3	3	4	1	0.2	\$ 76
	01-SAND60PB	Black						\$ 76
	01-SAND60PS	Silver						\$ 76

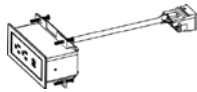
Description

- Unit is 2" Diameter; Mounts in 60mm Round Grommet
- 6' Cord
- Single Power Outlet

	01-SAND60UW	White	3	3	4	1	0.2	\$ 216
	01-SAND60UB	Black						\$ 216
	01-SAND60US	Silver						\$ 216


Description

- Unit is 2" Diameter; Mounts in 60mm Round Grommet
- 6' Cord
- Dual USB Outlets

Item	Model No.		Width	Depth	Height	Ship Wt	Cubic Ft	List Price	
DUO BEZEL HARD WIRE 	Circuit 1								
	01-HWDUOBEZELW1	White	6½	2½	3	1	0.2	\$ 569	
	01-HWDUOBEZELB1	Black	6½	2½	3	1	0.2	\$ 569	
	01-HWDUOBEZELS1	Silver	6½	2½	3	1	0.2	\$ 569	
	Circuit 2								
	01-HWDUOBEZELW2	White	6½	2½	3	1	0.2	\$ 569	
	01-HWDUOBEZELB2	Black	6½	2½	3	1	0.2	\$ 569	
	01-HWDUOBEZELS2	Silver	6½	2½	3	1	0.2	\$ 569	
	Circuit 3								
	01-HWDUOBEZELW3	White	6½	2½	3	1	0.2	\$ 569	
	01-HWDUOBEZELB3	Black	6½	2½	3	1	0.2	\$ 569	
	01-HWDUOBEZELS3	Silver	6½	2½	3	1	0.2	\$ 569	
Circuit 4									
01-HWDUOBEZELW4	White	6½	2½	3	1	0.2	\$ 569		
01-HWDUOBEZELB4	Black	6½	2½	3	1	0.2	\$ 569		
01-HWDUOBEZELS4	Silver	6½	2½	3	1	0.2	\$ 569		

Description

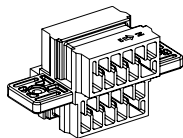
- Sits on worksurface and includes: Two (2) Power, Two (2) USB Power, and all mounting hardware
- Independent USB Circuit Controllers Deliver up to 2.1 Amps to Each Post
- FCC Part 15A and UL Approved for Horizontal and Vertical Applications
- Maximum 10 Duo Units per Circuit
- Eight (8) Wire/Four (4) Circuit Hard Wire Power Unit

Item	Model No.		Width	Depth	Height	Ship Wt	Cubic Ft	List Price
TRIO BEZEL HARD WIRE 	Circuit 1							
	01-HWTRIOBEZELW1	White	9	2 $\frac{1}{8}$	3	1	0.2	\$ 585
	01-HWTRIOBEZELB1	Black	9	2 $\frac{1}{8}$	3	1	0.2	\$ 585
	01-HWTRIOBEZELS1	Silver	9	2 $\frac{1}{8}$	3	1	0.2	\$ 585
	Circuit 2							
	01-HWTRIOBEZELW2	White	9	2 $\frac{1}{8}$	3	1	0.2	\$ 585
	01-HWTRIOBEZELB2	Black	9	2 $\frac{1}{8}$	3	1	0.2	\$ 585
	01-HWTRIOBEZELS2	Silver	9	2 $\frac{1}{8}$	3	1	0.2	\$ 585
	Circuit 3							
	01-HWTRIOBEZELW3	White	9	2 $\frac{1}{8}$	3	1	0.2	\$ 585
	01-HWTRIOBEZELB3	Black	9	2 $\frac{1}{8}$	3	1	0.2	\$ 585
	01-HWTRIOBEZELS3	Silver	9	2 $\frac{1}{8}$	3	1	0.2	\$ 585
Circuit 4								
01-HWTRIOBEZELW4	White	9	2 $\frac{1}{8}$	3	1	0.2	\$ 585	
01-HWTRIOBEZELB4	Black	9	2 $\frac{1}{8}$	3	1	0.2	\$ 585	
01-HWTRIOBEZELS4	Silver	9	2 $\frac{1}{8}$	3	1	0.2	\$ 585	

Description

- Sits on worksurface and includes: Three (3) Power, Two (2) USB Power, and all mounting hardware
- Independent USB Circuit Controllers Deliver up to 2.1 Amps to Each Post
- FCC Part 15A and UL Approved for Horizontal and Vertical Applications
- Maximum 6 Trio Units per Circuit
- Eight (8) Wire/Four (4) Circuit Hard Wire Power Unit

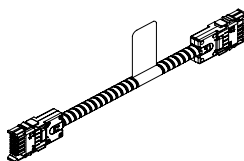
Item	Model No.	Width	Depth	Height	Ship Wt	Cubic Ft	List Price
QUAD BLOCK HARD WIRED	01-HWQUADBLOCK	-	-	-	1	0.2	\$ 48



Description

- Eight (8) Wire/Four (4) Circuit Hard Wire Connector
- UL183 Compliant
- For Connecting Jumpers and Power Units
- Quantity of Four (4) Female Inputs

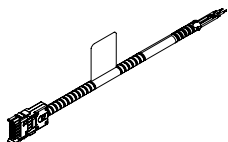
Item	Model No.	Width	Depth	Height	Ship Wt	Cubic Ft	List Price
JUMPER HARD WIRE CABLE	01-HW2JUMP	24	-	-	1	0.2	\$ 151
	01-HW3JUMP	36	-	-	1	0.2	\$ 160
	01-HW4JUMP	48	-	-	1	0.2	\$ 166
	01-HW5JUMP	60	-	-	1	0.2	\$ 199
	01-HW6JUMP	72	-	-	1	0.2	\$ 211



Description

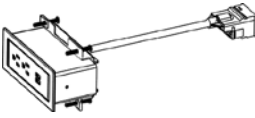
- Eight (8) Wire/Four (4) Circuit Hard Wire Jumper
- UL183 Compliant

Item	Model No.	Width	Depth	Height	Ship Wt	Cubic Ft	List Price
POWER ENTRY HARD WIRED	01-HWPOWERENTRY	72	-	-	1	0.2	\$ 251



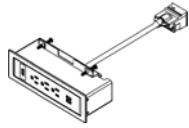
Description

- Eight (8) Wire/Four (4) Circuit Hard Wire Infeed
- UL183 Compliant

Item	Model No.		Width	Depth	Height	Ship Wt	Cubic Ft	List Price
	01-PDUOBEZELW	White	6½	2¼	3	1	0.2	\$ 521
	01-PDUOBEZELB	Black						\$ 521
	01-PDUOBEZELS	Silver						\$ 521

Description

- Sits on Worksurface and Includes: Two (2) Power, Two (2) USB, 12" Cord, and All Mounting Hardware
- Requires Daisy Chain Power Box, Specified Separately, See Below
- Non-Sequential System Allows up to Eight (8) Modules to be Connected with Jumper Cord, See Page 463
- Independent USB Circuit Controllers Deliver up to 2.1 Amps to Each Post
- FCC Part 15A, RU Listed and UL Recognized for Horizontal and Vertical Applications

	01-PTRIOBEZELW	White	9	2¼	3	1	0.2	\$ 558
	01-PTRIOBEZELB	Black						\$ 558
	01-PTRIOBEZELS	Silver						\$ 558

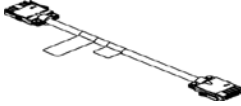
Description

- Sits on Worksurface and Includes: Three (3) Power, Two (2) USB, 1 Open Data, 12" Cord, and All Mounting Hardware
- HDMI, VGA, or RJ45 Accessory for Open Data Port Specified Separately, See Page 463
- Requires Daisy Chain Power Box, Specified Separately, See Below
- Non-Sequential System Allows up to Eight (8) Modules to be Connected with Jumper Cord, See Page 463
- FCC Part 15A, RU Listed and UL Recognized for Horizontal and Vertical Applications

	01-PPOWER		-	-	-	1	0.2	\$ 606
		<i>76" Perimeter, 36" Power Cord</i>						
	01-PPOWER2		-	-	-	1	0.2	\$ 621
		<i>24" Perimeter, 144" Power Cord</i>						

Description

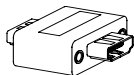
- Powers up to Eight (8) Duo and Trio Daisy Chain Units
- One (1) Nema Plug and One (1) Daisy Chain Plug
- 12 Amp System Rating
- 15 Amp Over-Current Protection

Item	Model No.	Width	Depth	Height	Ship Wt	Cubic Ft	List Price
 DAISY CHAIN JUMPER CORD	01-6JUMP <i>72" Long</i>	-	-	-	1	0.2	\$ 234
	01-5JUMP <i>60" Long</i>	-	-	-	1	0.2	\$ 221
	01-4JUMP <i>48" Long</i>	-	-	-	1	0.2	\$ 187
	01-2JUMP <i>24" Long</i>	-	-	-	1	0.2	\$ 172

Description

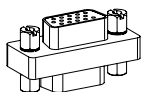
- Connects Duo and Trio Daisy Chain Units
- Non Sequential System Allows up to Eight (8) Modules to be Connected

HDMI DATA PORT ACCESSORY FOR TRIO UNITS	01-LCOMHDMI	-	-	-	1	0.2	\$ 129
---	-------------	---	---	---	---	-----	--------

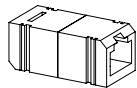


Open Market

VGA DATA PORT ACCESSORY FOR TRIO UNITS	01-LCOMVGA	-	-	-	1	0.2	\$ 95
--	------------	---	---	---	---	-----	-------



RJ45 DATA PORT ACCESSORY FOR TRIO UNITS	01-LCOMRJ45	-	-	-	1	0.2	\$ 62
---	-------------	---	---	---	---	-----	-------



ORDERING INFORMATION

All orders should be emailed to neworders@indianafurniture.com.
Orders can be faxed to 812-482-9035 or mailed to:

Indiana Furniture
P.O. Box 270
1224 Mill Street
Jasper, IN 47547-0270

ORDER PROCEDURE

All orders must include purchase order number, billing address, ship-to address and phone number, and any special instructions.

When ordering casegoods or tables, give complete quantity, model number, finish and any other options.

When ordering seating, give complete quantity, model number, finish, fabric and any other options.

Within each series, an example of "How to Order" is illustrated at the beginning of each series section. For further clarification of order procedure, contact Customer Service.

PRICING

All prices shown are suggested retail prices F.O.B. Point of Origin, freight prepaid and allowed to one continental US destination. Prices, specifications and materials are subject to change without notice. Possession and/or distribution of this price list does not in itself constitute an offer to sell. Orders can be received only from authorized Indiana Furniture dealers. Orders will be billed at prices prevailing at time of shipment, unless acknowledged prior to the effective date of the price change, in which case billing will be at the price acknowledged.

ACKNOWLEDGMENT

All orders will be acknowledged promptly, showing how the order was entered, its approximate shipping date and other pertinent information. This acknowledgment is the final agreement between the customer and Indiana Furniture and is the exclusive statement of the terms thereof. Please examine this acknowledgment carefully and advise Indiana Furniture immediately of any discrepancies.

BUYER'S OBLIGATION: RIGHTS OF SELLER

If Indiana Furniture shall at any time doubt Buyer's financial responsibility, Indiana Furniture may decline to make shipments hereunder except upon receipt of cash payment in advance or security or other proof of responsibility satisfactory to Indiana Furniture. If buyer fails in any way to fulfill the terms and conditions set forth herein, Indiana Furniture may defer shipments until such default is corrected. Remedies provided herein shall be in addition to, and not in lieu of other remedies. Buyer agrees to abide by payment terms as listed on invoice. Buyer shall pay all reasonable costs and expenses, including attorney and collection fees, and late fees, incurred by Seller in connection with any amounts due for goods ordered.

CANCELLATIONS AND CHANGES

Due to immediate production on build-to-order items, all orders are considered firm and are not subject to cancellation or change without approval from Indiana Furniture. All approved changes are subject to additional charges and revised lead times.

PRODUCT DESIGN AND SPECIFICATION CHANGES

Indiana Furniture reserves the right to make changes in design and construction or discontinue products without prior notice.

REPAIR CHARGES

Indiana Furniture will only pay repair charges if Customer Service gives prior written authorization. No repair charge will be paid without advance approval at which time you will be issued a repair authorization number that will allow you to invoice Indiana Furniture for the completed work.

WAREHOUSE STORAGE CHARGES

If a shipment is held beyond 14 calendar days at your request, a **.067% per calendar day** (2% per month) storage charge will be assessed. The effective date will be 14 calendar days after the acknowledged ship date. Further, the prices applied to the order will be those in effect at the time of shipment.

DAMAGED MERCHANDISE

The consignee is responsible for filing claims with the carrier for damage and shortages. Claims for both obvious and concealed damage must be filed within 15 calendar days, and the damaged merchandise must not have been moved from the original receiving location. All damaged merchandise, including the cartons and packing materials, must be retained for inspection by either the carrier or by an Indiana Furniture Sales Representative. Indiana Furniture reserves the right to select the most cost effective way to repair or replace the damaged item. Once you have notified the carrier, please contact Customer Service for further assistance.

Obvious Damage/Missing Cartons — Do not refuse merchandise damaged in transit. Indiana Furniture recommends the consignee inspect all merchandise upon arrival. If a shipment is received damaged or short, note all information on carrier's copy and your copy of freight bill and delivery receipt. Notify the delivering carrier and file a claim immediately. Pending the results of your claim, either Indiana Furniture or the carrier will cover 100% of the cost to repair or replace the damaged or missing item.

Concealed Damage — If concealed damage is discovered, notify the delivering carrier at once and request an inspection. This must be done within 15 calendar days of delivery. If the carrier will not perform the inspection, you should prepare an affidavit that you contacted them, noting the time and date, and that they failed to comply with your request. This, along with the other papers in your possession, will support the claim. Pending the results of your claim, the cost to repair or replace the item will be covered 1/3 by the carrier and 2/3 by Indiana Furniture for shipments less than a full truckload and 100% by Indiana Furniture for shipments of full truck loads.

RETURN MERCHANDISE

Merchandise will not be accepted for return without a RGA (Return Goods Authorization) issued by Indiana Furniture. We will consider issuing RGA's for the following reasons:

1. Manufacturing defect (inspected by Indiana Furniture representative)
2. Indiana Furniture order processing error
3. Shipping error
4. Mis-marked cartons
5. Duplicated shipments

If you have any questions as to whether your reason for return qualifies for consideration, please contact your Customer Service Representative. Merchandise must be returned within 60 days of the RGA issued date, or within 60 days upon receipt of replacement product to receive credit. Returns due to mis-marked cartons must also be returned in the original cartoning, with shipping labels intact, to receive credit.

All merchandise being returned must be properly packed and protected to ensure no further damage is incurred during transportation back to an Indiana Furniture facility. Upon receipt, all returned merchandise will be thoroughly inspected and the results compared to the reason for return stated on the RGA. Any discrepancies, such as additional damage, signs of usage, missing parts, etc., will result in an adjustment to the amount of credit issued.

DELIVERY AND FREIGHT CHARGES

All shipments are F.O.B. Point of Origin, Jasper, IN, freight prepaid and allowed dock to dock on 53' trailer. Ownership and responsibility of the merchandise becomes that of the buyer upon delivery to the freight company. Shipments into Alaska, Hawaii, Canada, Mexico, Puerto Rico and other exports are freight prepaid and allowed to port of exit.

Indiana Furniture reserves the right to select the most appropriate carrier and routing on all shipments. Indiana Furniture will attempt to accommodate requests for favored carriers and delivery times. Deliveries requested Monday through Thursday, after 3pm, will be assessed a \$300 per truck after hours fee. Deliveries requested after 3pm on Friday or on weekends, will be assessed a \$600 per truck weekend delivery fee.

Inside delivery and installation services are not included in the pricing shown. Any deviation from dock-to-dock delivery, such as but not limited to, non-dock, residential, or inside delivery must be specified on the order. Should these services be requested or required, all charges incurred will be charged to the "Sold To" of the order.

Shipments totaling less than \$2000 (net value, product only) will be assessed a small order fee of \$200 Net per shipment. This fee will be waived for items shipped via small package carriers.

BIFMA AND ANSI TESTING

Indiana Furniture is a member of the Business and Institutional Furniture Manufacturer's Association (BIFMA). Tests developed by the BIFMA and approved by the American National Standards Institute (ANSI) determine the strength and durability of casegoods and seating in its everyday use. Although this testing does not serve as a warranty or guarantee, Indiana Furniture products within this price list have been tested by an independent verifying body and meet or exceed applicable BIFMA and ANSI standards.

Subject to the limitations set forth in this warranty, Indiana Furniture Industries, Inc. (“**Indiana Furniture**”) warrants to the original purchaser all product in this price list (“**Product**”) to be free from defects in material and workmanship given normal use for a 12-year period from the date of manufacture. During the applicable warranty period, Indiana Furniture, as its sole obligation, will repair or replace (in Indiana Furniture’s sole discretion) any Product, part, or component covered by this warranty and sold after December 6, 2021, which fails under normal use as a result of a defect in material or workmanship. Normal use is defined as the equivalent of a single shift, 40-hour work week. Indiana Furniture will repair or replace the defective Product, part, or component with a comparable Product, part, or component.

Warranty periods are limited for certain Products and parts as follows:

12-year Warranty (from the date of manufacture)

- Seating Mechanisms
- Veneers
- Laminates
- Casters and Glides

7-year Warranty (from the date of shipment)

- Pneumatic Table Lift
- Electric Table Lift

5-year Warranty (from the date of manufacture)

- Triple Play Series
- Electrical Components
- Pneumatic Cylinders
- Textiles, Foam, and Decorative Trim
- Swivel Arm Pads
- Keyboard Kits
- Lighting
- All Height Adjustable Mechanisms

3-year Warranty (from date of shipment)

- Dock 950 Wireless Charger
- Dock 150 Wireless and USB Charger

THIS WARRANTY DOES NOT COVER:

- Damage caused by a carrier or third party
- Normal or routine wear and tear
- Appearance, durability, quality, behavior, colorfastness, or any other attribute of customer’s own materials or any non-standard Indiana Furniture material (including CF Stinson, Maharam, Momentum, Mayer, UltraFabrics, Architex, and other alliance programs) specified by the customer and applied to a Product
- Color, grain or texture of wood, laminate and other covering materials
- Changes in wood or fabric color due to aging or exposure to light

As the manufacturer of the Product, Indiana Furniture stands behind its craftsmanship and pledges to do everything it can to reasonably resolve, as quickly as possible, any problems you may have with the Product within the terms and conditions of this warranty.







If you encounter a defect covered by the foregoing warranty, contact the dealer from whom you purchased the Product. If the dealer is unable to resolve your warranty issues, you should contact Indiana Furniture. Please ensure that you have all of the pertinent facts when contacting the dealer or Indiana Furniture, including the model number and factory order number from the inspection label attached to the Product.

INDIANA FURNITURE IS NOT PROVIDING, AND SPECIFICALLY DISCLAIMS, ANY OTHER WARRANTIES FOR THE PRODUCTS, EXPRESS OR IMPLIED, INCLUDING ANY IMPLIED WARRANTY OF MERCHANTABILITY OR FITNESS FOR A PARTICULAR PURPOSE. INDIANA FURNITURE SHALL NOT BE LIABLE TO THE PURCHASER OR ANY THIRD PARTY FOR CONSEQUENTIAL, INCIDENTAL, INDIRECT, OR SPECIAL DAMAGES, INCLUDING, WITHOUT LIMITATION, DAMAGES ARISING OUT OF OR RESULTING IN ANY MALFUNCTIONS, DELAYS, LOSS OF PROFIT, INTERRUPTION OF BUSINESS, PERSONAL INJURY, BODILY INJURY, DEATH, DISMEMBERMENT, OR PROPERTY DAMAGE.

Indiana Furniture Industries, Inc.
Attn: Customer Service
1224 Mill Street, P.O. Box 270
Jasper, Indiana 47547-0270
800.422.5727
Fax 812.482.9035
custserv@indianafurniture.com

Surface Materials

Wood Finishes and Woodgrain, Solid, and 3D Laminates







					
Beigewood (BW) TFL, HPL, Seating*	Sugar Maple (SM) Veneer, TFL, HPL, Seating	Oak Riftwood (ORW) Veneer*, TFL, HPL, Seating*	Sunglow Walnut (SW) Veneer, Seating	Fawn Oak (FO) Veneer*, Seating*	Weathered Ash (WTA) Veneer*, TFL, HPL, Seating*
					
Smoky Brown Pear (SBP) Veneer, TFL, HPL, Seating*	Asian Night (AS) Veneer, TFL, HPL, Seating	Studio Teak (TK) TFL, HPL, Seating	Pinnacle Walnut (PNW) TFL, HPL, Seating	Tavern Teak (TT) Veneer, Seating*	Harvest Maple (HVM) Veneer, TFL, HPL, Seating*
					
Medium Oak (MO) Veneer*, Seating*	Golden Cherry (GC) Veneer, TFL, HPL, Seating	Legacy Walnut (LW) Veneer, Seating	Artisan Walnut (AW) Veneer, Seating	Shaker Cherry (SKC) Veneer, TFL, HPL, Seating	Select Cherry (SCH) Veneer, TFL, HPL, Seating
					
Williamsburg Cherry (WC) Veneer, TFL, HPL, Seating	Harvest Walnut (HW) Veneer, Seating	Dark Cherry (DC) Veneer, Seating	Mahogany Walnut (MW) Veneer, TFL, HPL, Seating	Columbian Walnut (CO) Veneer, TFL, HPL, Seating	Dark Forest Walnut (DFW) Veneer, Seating*
					
Espresso (EW/EF) Veneer, TFL, HPL, Seating	Designer White (WH) TFL, HPL, Seating	White Sand (WHS) TFL, HPL	Fashion Grey (FHG) TFL, HPL	Pepperdust (PPD) TFL, HPL	Slate Grey (SG) TFL, HPL
					
Black (BL) TFL, HPL, Seating	Pewter Mesh (PTM) HPL (training tables only)	Steel Mesh (STM) HPL (training tables only)	Matte White (WH3) 3D Laminate (Iconic Only)	Concrete (CR3) 3D Laminate (Iconic Only)	Matte Black (BL3) 3D Laminate (Iconic Only)
					
Enamel (ENL) HPL Accent (Iconic Only)	Blush (BSH) HPL Accent (Iconic Only)	First Kiss (FK) HPL Accent (Iconic Only)	Surfin USA (SUS) HPL Accent (Iconic Only)	Summer Vacation (SV) HPL Accent (Iconic Only)	

* Finish is Low Sheen







Frosted & High Gloss Acrylics

				
Frosted (FSTA)	White (WHA)	Wired Mercury (WMA)	Graphite (GPA)	Black (BLA)

Solid Surfaces

					
Snow White (SNW)	Pebble Beach (PE)	Sedona (SE)	Arroyo (AR)	Tundra (TN)	Starry Night (SN)

Metal Options

					
Oyster White (OYST)	Sugar Cookie (SUGC)	Aluminum (ALUM)	Chrome (CHRM)	Mist (MIST)	Black (BLK) / Noir (NOIR)

8% Price Increase Effective Feb 14

Colors represented are high resolution reproductions and may vary slightly from the actual product. To view color and finish samples, please visit our website or order online at www.indianafurniture.com. Graining and finish colors may vary, yet will continue to complement, across Veneer, HPL, TFL, and Seating products due to the inherent differences of these materials.

Indiana[®] FURNITURE

1224 Mill Street
PO Box 270
Jasper, Indiana 47547-0270

Tel 812.482.5727
Tol 800.422.5727
Fax 812.482.9035
sales@indianafurniture.com
www.indianafurniture.com



Federal Classification: Small Business

8% Price Increase Effective Feb 14