

## NEW PRICING FEBRUARY 14

Effective February 14, 2022,  
Indiana Furniture will incur  
an **8% price increase** on all  
models and options.

# Tables + Space Division

PRICING EFFECTIVE DECEMBER 6, 2021

Indiana  
FURNITURE

Being over a century old hasn't slowed us down! Sure, we are still the reliable, ethical company that was born in southern Indiana, steeped in quality, craftsmanship, and service. But have you seen our latest introductions? We are making a splash with design and challenging the concept of modern offices. Go ahead. Take a look. You know you want to.

## Social Responsibility

We've been making wood furniture longer than just about anyone...and we want to be doing so for a long time to come. That's a large part of why we take a stewardship approach to our resources. We believe that environmental sustainability and business profits need not be mutually exclusive. They can and should exist side by side in a mutually beneficial relationship. And for more than a century, we've been showing how it's done.

We've proven our commitment to a sustainable future by supporting the standards and programs that protect our home planet and human health. Whether it's local sourcing, reducing contaminants, implementing wellness and safety programs, or diverting waste from landfills, social responsibility is a part of every decision we make at Indiana Furniture.

One of the surest ways to reduce our impact on the planet is to make and buy things that last. And this one's a natural for us. Our products are made with craftsmanship and attention to detail that are a part of our more than a century-long legacy in wood manufacturing. And our products are backed by our 12-year warranty, which facilitates maintenance, servicing and reassembly.

All of our product lines:

- Are manufactured and assembled in the USA,
- Meet or exceed Indoor Air quality standards\*,
- Meet or exceed BIFMA level® Sustainability standards and certification\*,
- Conform to the BIFMA Compliance standards\*,
- Comply with TSCA Title VI (CARB) standards,
- and can contribute to U.S. Green Building's LEED Program.

To learn more, simply go to [www.IndianaFurniture.com/resources](http://www.IndianaFurniture.com/resources).



## Ease of Specification

Whether you're looking to specify your office spaces or simply to visualize them in the options and surface materials you are desiring, we make it easy. You can find the entire Indiana Furniture portfolio on the following third-party, space-planning platforms.



\* Recently launched or new products may still be in testing; Cush Pillows is currently not BIFMA Compliant due to no available compliance test.

Featuring wood or high pressure laminate tops, Gesso tables complement Gesso Casegoods and other contemporary offerings to create a seamless look across working environments. Select from the full line of storage and table top power centers, as well as base styles that accommodate technology access doors.

### CONSTRUCTION

*Gesso Tables and Components feature either a Veneer or HPL top and Veneer chassis (where applicable), unless otherwise noted.*

### VENEERS

- Exposed surfaces on Gesso models feature Cherry, Maple, or American Black Walnut veneers, carefully selected and matched to assure proper balance and consistency

### LAMINATES

- Exposed surfaces are produced from wood grained laminates fused to a particle-board core
- Each laminate offers lasting beauty, superior resistance to normal wear, and easy maintenance

### TOPS

- Wood Veneer and High Pressure Laminate (HPL) tops are 3-ply balanced construction, 1 $\frac{1}{16}$ " thick
- 3mm wood edge-banded rims contoured to the selected profile
- Tops are shaped on all four sides
- Grain direction runs left to right, unless otherwise noted

### CHASSIS

- Tops and end panels are securely fastened using high quality European fastening systems to assure maximum strength
- All units are equipped with heavy-duty, adjustable glides to ensure proper leveling and compensation for uneven floors

### DRAWERS

- All drawer fronts are standard with elegant vertically matched veneer faces
- Drawers feature 5-sided construction with  $\frac{3}{4}$ " 3-ply fronts,  $\frac{7}{16}$ " thick hardwood sides and  $\frac{5}{32}$ " hardboard bottoms
- Units with 36" wide file drawers feature  $\frac{1}{4}$ " thick drawer bottoms for maximum storage strength
- Drawer interiors are sanded, sealed, and finished to provide for a smooth, quality feel and appearance
- All drawers feature full extension, progressive action slides with precision steel ball bearings
- Box and file drawers are tested for 100lb capacity
- Lateral files are tested for 200lb capacity
- All suspensions have a limited lifetime warranty

### STORAGE

- All hinged doors include soft close hinges, unless otherwise noted
- One piece hinge and base plate combination
- Soft close hinges reduce stress placed on the cabinet when the door is closed and offers a quiet closure

### LOCKING

- All units with file drawers feature locking
- Removable lock cylinders allow for units to be re-keyed at a later date if required
- Units are shipped randomly keyed as standard. Keyed alike units available upon request at no additional charge.
- Keyed alike units available upon request at no additional charge
- Lock cores match pull color

### INTERIOR DRAWER DIMENSIONS

#### Models

97-2472BFD      97-2436SV

#### Drawers

	W	L	D
Box	14 $\frac{17}{32}$ "	19 $\frac{1}{4}$ "	3 $\frac{21}{32}$ "

#### Models

97-2436BF      97-2472BF

#### Drawers

	W	L	D
Box	32 $\frac{9}{16}$ "	19 $\frac{1}{4}$ "	3 $\frac{21}{32}$ "

#### Models

97-2472SBF

#### Drawers

	W	L	D
Box	14 $\frac{17}{32}$ "	19 $\frac{1}{4}$ "	3 $\frac{21}{32}$ "
Box	32 $\frac{9}{16}$ "	19 $\frac{1}{4}$ "	3 $\frac{21}{32}$ "

### HOW TO ORDER EXAMPLES

	QTY	MODEL NO.	DESCRIPTION	EXAMPLE
<b>TOP</b>	1	97-48120RT	Top Material	P
			Finish/Color	HVM
			Edge Profile	G
			Grommet/Power/Data Location	OC
<b>BASES</b>	2	01-2020CB	Finish Grommet	HVM GCBIS
<b>PORTS</b>	1	01-INTERACTG2B		
<b>TELECOM PLATE</b>	1	01-ABLABB		
<b>VISUAL BOARD</b>	1	97-4848VB	Finish	HVM
			Pull/Color	AEL
			Upholstery	Momentum Jot Fossil
			Projection Screen	PS

### VENEER (W) OPTIONS AVAILABLE ON SELECT BASES


Veneer features UV Advantage, an ultra-violet finish, on all exposed surfaces by utilizing roll-coat UV technology

AW	Artisan Walnut	MW	Mahogany Walnut
AS	Asian Night	MO	Medium Oak*
CO	Columbian Walnut	ORW	Oak Riftwood*
DC	Dark Cherry	SCH	Select Cherry
DFW	Dark Forest Walnut	SKC	Shaker Cherry
EW	Espresso	SBP	Smoky Brown Pear
FO	Fawn Oak*	SM	Sugar Maple
GC	Golden Cherry	SW	Sunglow Walnut
HVM	Harvest Maple	TT	Tavern Teak
HW	Harvest Walnut	WTA	Weathered Ash*
LW	Legacy Walnut	WC	Williamsburg Cherry

\*Finish is Low Sheen

### EDGE PROFILES

F	Double Kerf	X	Flute
G	Duo	Y	Square



### METAL FINISH OPTIONS

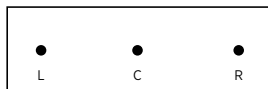
ALUM	Aluminum	OYST	Oyster White
MIST	Mist	SUGC	Sugar Cookie
NOIR	Noir		

### GROMMET/POWER/DATA OPTIONS & LOCATIONS

See Options for Tops on Pages 67-69; See Locations on Pages 221-229

Work Table Grommet and Power Options and Locations below:

66-4896WT	66-4860CWT	66-4260TWT
66-4896TWT	66-4296WT	66-4260CWT
66-4896CWT	66-4296TWT	66-3696TWT
66-4884WT	66-4296CWT	66-3696CWT
66-4884TWT	66-4284WT	66-3684TWT
66-4884CWT	66-4284TWT	66-3684CWT
66-4872WT	66-4284CWT	66-3672TWT
66-4872TWT	66-4272WT	66-3672CWT
66-4872CWT	66-4272TWT	66-3660TWT
66-4860WT	66-4272CWT	66-3660CWT
66-4860TWT	66-4260WT	



**48" Work Tables**  
 GL/GR/PDC-L/PDC-R/DOCK950-L/  
 DOCK950-R/DOCK150-L/  
 DOCK150-R: Located 6" from ends  
 and 24" from user  
 GC/PDC-C/DOCK950-C/  
 DOCK150-C: Located 24" from user

**42" Work Tables**  
 GL/GR/PDC-L/PDC-R/DOCK950-L/  
 DOCK950-R/DOCK150-L/DOCK150-R:  
 Located 6" from ends and 21" from user  
 GC/PDC-C/DOCK950-C/DOCK150-C:  
 Located 21" from user

**36" Work Tables**  
 GL/GR/PDC-L/PDC-R/DOCK950-L/  
 DOCK950-R/DOCK150-L/DOCK150-R:  
 Located 6" from ends and 18" from user  
 GC/PDC-C/DOCK950-C/DOCK150-C:  
 Located 18" from user

### PULL OPTIONS

Note: Lock Core will match Pull Color

AAV	Alcove, Aluminum	BEL	Elite, Black
CAV	Alcove, Chrome	AFL	Flair, Aluminum
AAC	Arc, Aluminum	CFL	Flair, Chrome
BAC	Arc, Black	AFC	Focus, Aluminum
ABM	Beam, Aluminum	BFC	Focus, Black
BBM	Beam, Black	AQD	Quadra, Aluminum
ABT	Bow Tie, Aluminum	BQD	Quadra, Black
NBT	Bow Tie, Nickel	AST	Studio, Aluminum
ABU	Buckle, Aluminum	BST	Studio, Black
BBU	Buckle, Black	CST	Studio, Chrome
AEL	Elite, Aluminum		



### DRAWER OPTIONS

Units with drawers come standard with woodgrain vinyl-wrapped drawers. Optional wood dove tail construction for all box, file, and lateral file drawers is available. Soft close is also available for all box drawers. Must specify when ordering.

Pricing is per Drawer, not per Model/Unit.

DOVE	Wood Dove Tail Construction	\$	35
SFTCL	Soft Close Drawer Track (Box & File Drawers Only)	\$	27

### LOCKING DOORS

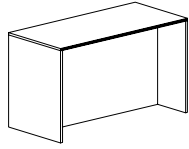
Locking doors are available on specific units, where noted. You must specify WITH LOCKING when ordering and add upcharge.

72"W to 48"W Units	\$	90
42"W to 30"W Units	\$	71
18"W Units	\$	54

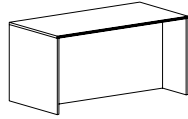
### CERTIFICATIONS & COMPLIANCE

- ETL Environmental Certification
- BIFMA level® Certified
- BIFMA Compliant® Certified
- TSCA Title VI (formerly CARB) Compliance
- US Green Building's LEED® Contribution

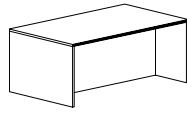
**Work Tables**



Standing Height (See Page 86)

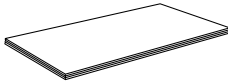


Counter Height (See Page 87)

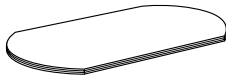


Seated Height (See Page 88)

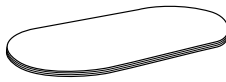
**Tops/Shapes**



Rectangular (See Page 89)



Arc Rectangular (See Page 89)



Racetrack (See Page 90)

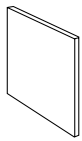


Boat-Shaped (See Page 90)

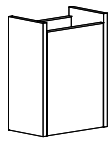


Circular (See Page 91)

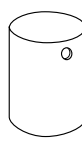
**Bases**



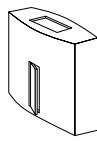
Rectangular Panel (See Page 93)



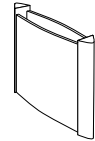
Rectangular with Door (See Page 93)



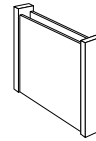
Cylinder (See Page 92)



Canoe (See Page 94)



V-Capped Panel (See Page 94)



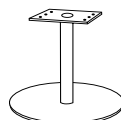
Flat-Capped Panel (See Page 94)



Metal (See Page 92)



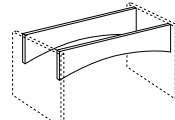
Strut (See Page 92)



Disc Base (See Page 91)




Height Adjustable Base (See Page 91)

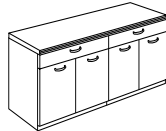


Arch Stretcher Rails (See Page 93)

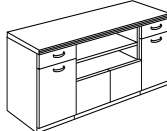
**Storage Components**




Two Door Buffet w/Drawer (See Page 95)



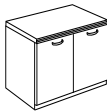
Four Door Buffet w/2 Drawers (See Page 95)



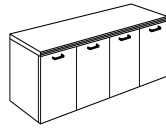
Four Door Buffet w/2 Drawers & Open Storage (See Page 95)



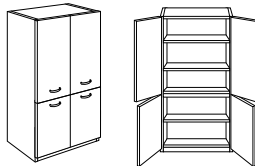
Four Door Buffet w/3 Drawers (See Page 95)



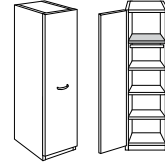
Two Door Credenza (See Page 95)



Four Door Credenza (See Page 95)



Storage Cabinet Double Doors (See Page 95)



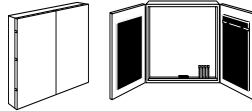
Wardrobe/Storage Cabinet (See Page 95)



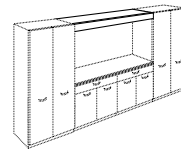
Mobile Serving Cart (See Page 97)



Lectern Stand (See Page 97)

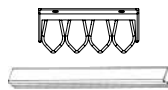
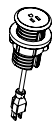


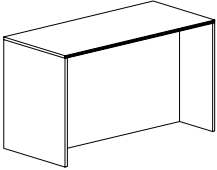
Visual Board (See Page 97)



Visor Rail (See Page 97)

**Wire Management & Power/Data Accessories (Starting on Page 98)**



Item	Model No.	W	D	H	Ship Wt	Cubic Ft	List Price
<b>WORK TABLE</b> <b>STANDING HEIGHT</b> 	<b>48"D Units</b>						
	65-4896TWT	96	48	42	402	14.2	W/P\$ 3323
	<i>Wire Management Option Upcharge: \$653</i>						
	65-4884TWT	84	48	42	368	12.4	W/P\$ 3105
	<i>Wire Management Option Upcharge: \$591</i>						
	65-4872TWT	72	48	42	332	10.7	W/P\$ 2885
	<i>Wire Management Option Upcharge: \$525</i>						
	65-4860TWT	60	48	42	300	9.0	W/P\$ 2667
	<i>Wire Management Option Upcharge: \$461</i>						
	<b>42"D Units</b>						
	65-4296TWT	96	42	42	374	12.5	W/P\$ 2999
	<i>Wire Management Option Upcharge: \$653</i>						
	65-4284TWT	84	42	42	342	10.9	W/P\$ 2813
	<i>Wire Management Option Upcharge: \$591</i>						
	65-4272TWT	72	42	42	308	9.4	W/P\$ 2625
	<i>Wire Management Option Upcharge: \$525</i>						
65-4260TWT	60	42	42	278	7.9	W/P\$ 2440	
<i>Wire Management Option Upcharge: \$461</i>							
<b>36"D Units</b>							
65-3696TWT	96	36	42	346	10.8	W/P\$ 2830	
<i>Wire Management Option Upcharge: \$653</i>							
65-3684TWT	84	36	42	315	9.5	W/P\$ 2658	
<i>Wire Management Option Upcharge: \$591</i>							
65-3672TWT	72	36	42	283	8.1	W/P\$ 2485	
<i>Wire Management Option Upcharge: \$525</i>							
65-3660TWT	60	36	42	255	6.8	W/P\$ 2313	
<i>Wire Management Option Upcharge: \$461</i>							
<b>24"D Units—Suggested Use is Against Wall</b>							
65-2496TWT	96	24	42	211	64.9	W/P\$ 2532	
<i>Modesty Recessed 5¼"</i>							
65-2484TWT	84	24	42	193	57.0	W/P\$ 2384	
<i>Modesty Recessed 5¼"</i>							
65-2472TWT	72	24	42	176	49.0	W/P\$ 2236	
<i>Modesty Recessed 5¼"</i>							
65-2460TWT	60	24	42	158	41.1	W/P\$ 2088	
<i>Modesty Recessed 5¼"</i>							

Must Specify (in this order):

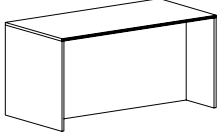
Model #  
 Top Material  
 Finish/Color  
 Edge Profile  
 Chassis Color  
 Modesty Color  
 Grommet/Power/Data Location

**Description**

- Centered Modesty Available in Contrasting Colors
- Optional Grommets, Dock 950 Wireless Chargers, Dock 150 Wireless and USB Chargers or Power/Data Ports, See Options Starting on Page 98; See Locations on Pages 221-229
- Double Modesty/Wire Management Upcharge will be Included when Grommet, Dock 950, Dock 150 or Power/Data Ports are Ordered
- Duo/Trio and Power Data Port Units (01-DPORT4A/B) Available in PDC Locations, See Page 84 for Details
- 24" Deep Units Are Meant to be Used Against a Wall; Modesty Panel is Recessed 5¼"
- Ships KD; Some Assembly Required

W = Veneer P = HPL

For ordering options, see overview at the beginning of this section.

Item	Model No.	W	D	H	Ship Wt	Cubic Ft	List Price
<b>WORK TABLE COUNTER HEIGHT</b>  	<b>48"D Units</b>						
	65-4896CWT <i>Wire Management Option Upcharge: \$604</i>	96	48	36	326	14.2	W/P\$ 3173
	65-4884CWT <i>Wire Management Option Upcharge: \$544</i>	84	48	36	298	12.4	W/P\$ 2965
	65-4872CWT <i>Wire Management Option Upcharge: \$484</i>	72	48	36	268	10.7	W/P\$ 2754
	65-4860CWT <i>Wire Management Option Upcharge: \$426</i>	60	48	36	242	9.0	W/P\$ 2544
	<b>42"D Units</b>						
	65-4296CWT <i>Wire Management Option Upcharge: \$604</i>	96	42	36	338	12.5	W/P\$ 2861
	65-4284CWT <i>Wire Management Option Upcharge: \$544</i>	84	42	36	309	10.9	W/P\$ 2684
	65-4272CWT <i>Wire Management Option Upcharge: \$484</i>	72	42	36	278	9.4	W/P\$ 2505
	65-4260CWT <i>Wire Management Option Upcharge: \$426</i>	60	42	36	251	7.9	W/P\$ 2327
	<b>36"D Units</b>						
	65-3696CWT <i>Wire Management Option Upcharge: \$604</i>	96	36	36	312	10.8	W/P\$ 2679
	65-3684CWT <i>Wire Management Option Upcharge: \$544</i>	84	36	36	285	9.5	W/P\$ 2516
	65-3672CWT <i>Wire Management Option Upcharge: \$484</i>	72	36	36	256	8.1	W/P\$ 2354
	65-3660CWT <i>Wire Management Option Upcharge: \$426</i>	60	36	36	231	6.8	W/P\$ 2190
	<b>24"D Units—Suggested Use is Against Wall</b>						
	65-2496CWT <i>Modesty Recessed 5¼"</i>	96	24	36	192	56.0	W/P\$ 2319
	65-2484CWT <i>Modesty Recessed 5¼"</i>	84	24	36	176	49.2	W/P\$ 2183
	65-2472CWT <i>Modesty Recessed 5¼"</i>	72	24	36	160	42.3	W/P\$ 2046
	65-2460CWT <i>Modesty Recessed 5¼"</i>	60	24	36	143	35.5	W/P\$ 1911

**Must Specify (in this order):**

Model #  
Top Material  
Finish/Color  
Edge Profile  
Chassis Color  
Modesty Color  
Grommet/Power/Data Location

**Description**

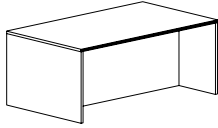
- Centered Modesty Available in Contrasting Colors
- Optional Grommets, Dock 950 Wireless Chargers, Dock 150 Wireless and USB Chargers or Power/Data Ports, See Options Starting on Page 98; See Locations on Pages 221-229
- Double Modesty/Wire Management Upcharge will be Included when Grommet, ChargeSpot or Power/Data Ports are Ordered
- Duo/Trio and Power Data Port Units (01-DPORT4A/B) Available in PDC Locations, See Page 84 for Details
- 24" Deep Units Are Meant to be Used Against a Wall; Modesty Panel is Recessed 5¼"
- Ships KD; Some Assembly Required

W = Veneer P = HPL

For ordering options, see overview at the beginning of this section.

**8% Price Increase Effective Feb 14**

Gesso Tables 87

Item	Model No.	W	D	H	Ship Wt	Cubic Ft	List Price
<b>WORK TABLE SEATED HEIGHT</b>  	<b>48"D Units</b>						
	65-4896WT <i>Wire Management Option Upcharge: \$544</i>	96	48	30	326	14.2	W/P\$ 3066
	65-4884WT <i>Wire Management Option Upcharge: \$494</i>	84	48	30	298	12.4	W/P\$ 2864
	65-4872WT <i>Wire Management Option Upcharge: \$440</i>	72	48	30	268	10.7	W/P\$ 2662
	65-4860WT <i>Wire Management Option Upcharge: \$387</i>	60	48	30	242	9.0	W/P\$ 2459
	<b>42"D Units</b>						
	65-4296WT <i>Wire Management Option Upcharge: \$544</i>	96	42	30	374	12.5	W/P\$ 2717
	65-4284WT <i>Wire Management Option Upcharge: \$494</i>	84	42	30	342	10.9	W/P\$ 2550
	65-4272WT <i>Wire Management Option Upcharge: \$440</i>	72	42	30	308	9.4	W/P\$ 2378
	65-4260WT <i>Wire Management Option Upcharge: \$387</i>	60	42	30	278	7.9	W/P\$ 2210
	<b>24"D Units—Suggested Use is Against Wall</b>						
	65-2496WT <i>Modesty Recessed 5/4"</i>	96	24	30	173	47.2	W/P\$ 2137
	65-2484WT <i>Modesty Recessed 5/4"</i>	84	24	30	158	41.4	W/P\$ 2017
	65-2472WT <i>Modesty Recessed 5/4"</i>	72	24	30	143	35.6	W/P\$ 1889
	65-2460WT <i>Modesty Recessed 5/4"</i>	60	24	30	129	29.8	W/P\$ 1765

Must Specify (in this order):

Model #  
Top Material  
Finish/Color  
Edge Profile  
Chassis Color  
Modesty Color  
Grommet/Power/Data Location

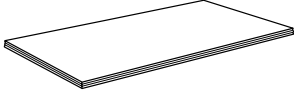
**Description**

- Centered Modesty Available in Contrasting Colors
- Optional Grommets, Dock 950 Wireless Chargers, Dock 150 Wireless and USB Chargers or Power/Data Ports, See Options Starting on Page 98; See Locations on Pages 221-229
- Double Modesty/Wire Management Upcharge will be Included when Grommet, ChargeSpot or Power/Data Ports are Ordered
- Duo/Trio and Power Data Port Units (01-DPORT4A/B) Available in PDC Locations, See Page 84 for Details
- 24" Deep Units Are Meant to be Used Against a Wall; Modesty Panel is Recessed 5/4"
- Ships KD; Some Assembly Required

W = Veneer P = HPL

For ordering options, see overview at the beginning of this section.



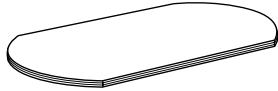
Item	Model No.	W	D	H	Ship Wt	Cubic Ft	List Price	
<b>RECTANGULAR TOPS</b> 	<b>192" or 16' - 2 Piece Tops</b>							
	97-48192RT	192	48	1 $\frac{3}{16}$	375	15.5	P\$ 5011 W\$ 6267	
	<b>168" or 14' - 2 Piece Tops</b>							
	97-48168RT	168	48	1 $\frac{3}{16}$	325	13.6	P\$ 4944 W\$ 5851	
	<b>144" or 12' - 2 Piece Tops</b>							
	97-48144RT	144	48	1 $\frac{3}{16}$	275	12.3	P\$ 4175 W\$ 4873	
	<b>120" or 10' - 2 Piece Tops</b>							
	97-48120RT	120	48	1 $\frac{3}{16}$	225	10.3	P\$ 3759 W\$ 4316	
	<b>96" or 8' - 1 Piece Top</b>							
	97-4296RT	96	42	1 $\frac{3}{16}$	180	9.4	P\$ 2856 W\$ 3273	
	<b>72" or 6' - 1 Piece Top</b>							
	97-3672RT	72	36	1 $\frac{3}{16}$	100	6.2	P\$ 1907 W\$ 2228	

Must Specify (in this order):

Model #  
 Top Material  
 Finish/Color  
 Edge Profile  
 Grommet/Power/Data Location

**Description**

- Grain Runs the Width of the Table
- Heavy Duty Ganging Mechanisms Connect Two (2) Piece Tops
- See Bases/Legs and Number Required For Each Top Size, Starting on Page 92; Must Order Separately
- When Using with Strut Legs, We Recommend Using Two (2) Stiffener Bars on Tops 96"W and Four (4) Stiffener Bars on Tops 144"W and Wider; Must Order Separately, See Page 92
- Tops 120"W Do Not Need Stretcher Rails When Used with Strut Legs, the Location and Number of Strut Legs Required Offer Sufficient Support
- Optional Grommets and Power/Data; For Locations See Pages 221-229, Options Available Starting on Page 98

Item	Model No.	W	D	H	Ship Wt	Cubic Ft	List Price	
<b>ARC RECTANGULAR TOPS</b> 	<b>192" or 16' - 2 Piece Tops</b>							
	97-48192AR	192	48	1 $\frac{3}{16}$	375	15.5	P\$ 5994 W\$ 6964	
	<b>168" or 14' - 2 Piece Tops</b>							
	97-48168AR	168	48	1 $\frac{3}{16}$	325	13.6	P\$ 5710 W\$ 6614	
	<b>144" or 12' - 2 Piece Tops</b>							
	97-48144AR	144	48	1 $\frac{3}{16}$	275	12.3	P\$ 4804 W\$ 5500	
	<b>120" or 10' - 2 Piece Tops</b>							
	97-48120AR	120	48	1 $\frac{3}{16}$	225	10.3	P\$ 4523 W\$ 5082	
	<b>96" or 8' - 1 Piece Top</b>							
	97-4296AR	96	42	1 $\frac{3}{16}$	180	9.4	P\$ 3411 W\$ 3829	
	<b>72" or 6' - 1 Piece Top</b>							
	97-3672AR	72	36	1 $\frac{3}{16}$	100	6.2	P\$ 2228 W\$ 2549	

Must Specify (in this order):

Model #  
 Top Material  
 Finish/Color  
 Edge Profile  
 Grommet/Power/Data Location

**Description**

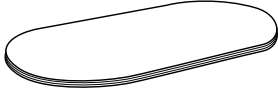
- Grain Runs the Width of the Table
- Heavy Duty Ganging Mechanisms Connect Two (2) Piece Tops
- See Bases/Legs and Number Required For Each Top Size, Starting on Page 92; Must Order Separately
- When Using with Strut Legs, We Recommend Using Two (2) Stiffener Bars on Tops 96"W and Four (4) Stiffener Bars on Tops 144"W and 192"W; Must Order Separately, See Page 92
- Tops 120"W Do Not Need Stretcher Rails When Used with Strut Legs, the Location and Number of Strut Legs Required Offer Sufficient Support
- Optional Grommets and Power/Data; For Locations See Pages 221-229, Options Available Starting on Page 98

W = Veneer P = HPL

For ordering options, see overview at the beginning of this section.

**8% Price Increase Effective Feb 14**

Gesso Tables 89

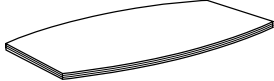
Item	Model No.	W	D	H	Ship Wt	Cubic Ft	List Price	
<b>RACETRACK TOPS</b> 	<b>192" or 16' - 2 Piece Tops</b>							
	97-48192AT	192	48	1 3/16	375	15.5	P\$ 6546 W\$ 7799	
	<b>168" or 14' - 2 Piece Tops</b>							
	97-48168AT	168	48	1 3/16	325	13.6	P\$ 6408 W\$ 7312	
	<b>144" or 12' - 2 Piece Tops</b>							
	97-48144AT	144	48	1 3/16	275	12.3	P\$ 5429 W\$ 6127	
	<b>120" or 10' - 2 Piece Tops</b>							
	97-48120AT	120	48	1 3/16	225	10.3	P\$ 5011 W\$ 5571	
	<b>96" or 8' - 1 Piece Top</b>							
	97-4296AT	96	42	1 3/16	180	9.4	P\$ 3619 W\$ 4038	
<b>72" or 6' - 1 Piece Top</b>								
97-3672AT	72	36	1 3/16	100	6.2	P\$ 2602 W\$ 2924		

Must Specify (in this order):

- Model #
- Top Material
- Finish/Color
- Edge Profile
- Grommet/Power/Data Location

**Description**

- Grain Runs the Width of the Table
- Heavy Duty Ganging Mechanisms Connect Two (2) Piece Tops
- See Bases/Legs and Number Required For Each Top Size, Starting on Page 92 ; Must Order Separately
- When Using with Strut Legs, We Recommend Using Two (2) Stiffener Bars on Tops 168"W; Must Order Separately, See Page 92
- Tops 120"W Do Not Need Stretcher Rails When Used with Strut Legs, the Location and Number of Strut Legs Required Offer Sufficient Support
- Optional Grommets and Power/Data; For Locations See Pages 221-229, Options Available Starting on Page 98

Item	Model No.	W	D	H	Ship Wt	Cubic Ft	List Price	
<b>BOAT-SHAPED TOPS</b> 	<b>192" or 16' - 2 Piece Tops</b>							
	97-48192BT	192	48	1 3/16	375	15.5	P\$ 6546 W\$ 7799	
	<b>168" or 14' - 2 Piece Tops</b>							
	97-48168BT	168	48	1 3/16	325	13.6	P\$ 6408 W\$ 7312	
	<b>144" or 12' - 2 Piece Tops</b>							
	97-48144BT	144	48	1 3/16	275	12.3	P\$ 5429 W\$ 6127	
	<b>120" or 10' - 2 Piece Tops</b>							
	97-48120BT	120	48	1 3/16	225	10.3	P\$ 5011 W\$ 5571	
	<b>96" or 8' - 1 Piece Top</b>							
	97-4296BT	96	42	1 3/16	180	9.4	P\$ 3619 W\$ 4038	
<b>72" or 6' - 1 Piece Top</b>								
97-3672BT	72	36	1 3/16	100	6.2	P\$ 2602 W\$ 2924		

Must Specify (in this order):


- Model #
- Top Material
- Finish/Color
- Edge Profile
- Grommet/Power/Data Location

**Description**

- Grain Runs the Width of the Table
- Heavy Duty Ganging Mechanisms Connect Two (2) Piece Tops
- See Bases/Legs and Number Required For Each Top Size, Starting on Page 98; Must Order Separately
- When Using with Strut Legs, We Recommend Using Two (2) Stiffener Bars on Tops 96"W and Four (4) Stiffener Bars on Tops 144"W and Wider; Must Order Separately, See Page 98
- Tops 120"W Do Not Need Stretcher Rails When Used with Strut Legs, the Location and Number of Strut Legs Required Offer Sufficient Support
- Optional Grommets and Power/Data; For Locations See Pages 221-229, Options Available Starting on Page 98

W = Veneer P = HPL

For ordering options, see overview at the beginning of this section.


Item	Model No.	W	D	H	Ship Wt	Cubic Ft	List Price
	65-4848CT <i>Accommodates Five (5) Chairs</i>	48	48	1	95	4.3	W/P\$ 1012
	65-4242CT <i>Accommodates Four (4) Chairs</i>	42	42	1	70	3.4	W/P\$ 978
	65-3636CT <i>Accommodates Three (3) Chairs</i>	36	36	1	37	2.5	W/P\$ 859

Must Specify (in this order):

Model #  
Top Material  
Finish/Color  
Edge Profile  
Grommet/Power/Data Location

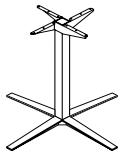
#### Description

- Single Base or Four (4) Strut Legs (on 48" Top Only) Required; Ordered Separately, See Pages 91 to 92
- Power Options not Available

DISC BASE	For 48" Circular Tops		W	D	H	Ship Wt	Cubic Ft	List Price
	01-3230DBB	Black	30	30	27¾	42	4.1	\$ 1439
	01-3230DBA	Aluminum	30	30	27¾	42	4.1	\$ 1439
	For 36" and 42" Circular Tops		W	D	H	Ship Wt	Cubic Ft	List Price
	01-2430DBB	Black	24	24	27¾	32	3.2	\$ 1198
	01-2430DBA	Aluminum	24	24	27¾	32	3.2	\$ 1198

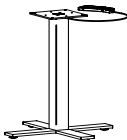
#### Description

- 4" Diameter Column

METAL X-BASE	For 42" and 48" Circular Tops		W	D	H	Ship Wt	Cubic Ft	List Price
	08-2642LXB	Aluminum	35%	35%	40	33	20.0	\$ 1032
		<i>For 42" High Tables</i>						
	08-2636LXB	Aluminum	35%	35%	34	30	17.2	\$ 995
		<i>For 36" High Tables</i>						
	08-2630LXB	Aluminum	35%	35%	28	27	14.5	\$ 953
		<i>For 30" High Tables</i>						
For 36" Circular Tops		W	D	H	Ship Wt	Cubic Ft	List Price	
08-2042SXB	Aluminum	29%	29%	40	27	15.9	\$ 964	
	<i>For 42" High Tables</i>							
08-2036SXB	Aluminum	29%	29%	34	24	13.7	\$ 926	
	<i>For 36" High Tables</i>							
08-2030SXB	Aluminum	29%	29%	28	21	11.6	\$ 889	
	<i>For 30" High Tables</i>							

#### Description

- Not Available to Be Sold Separately

HEIGHT ADJUSTABLE PNEUMATIC X-BASE	Maximum Round 42"		W	D	H	Ship Wt	Cubic Ft	List Price
	01-3232HAXBB	Black	32	32	26	1	0.2	\$ 1344
	01-3232HAXBA	Aluminum	32	32	26	1	0.2	\$ 1344
	Maximum Round 36"		W	D	H	Ship Wt	Cubic Ft	List Price
	01-2626HAXBB	Black	22	22	26	1	0.2	\$ 1318
	01-2626HAXBA	Aluminum	22	22	26	1	0.2	\$ 1318

#### Description

- Pre-Drilled Boring Pattern May Not Match Underside of Table Top

W = Veneer P = HPL

For ordering options, see overview at the beginning of this section.

## 8% Price Increase Effective Feb 14

Gesso Tables 91

Item	Model No.		W	D	H	Ship Wt	Cubic Ft	List Price
METAL BASE	01-0400MBB	Black	32	32	27¾	32	3.2	\$ 780
	01-0400MBA	Aluminum	32	32	27¾	32	3.2	\$ 780



Open Market Only

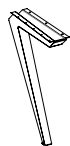
Must Specify (in this order):  
Model # and Quantity

**Description**

- Shipped KD; Some Assembly Required

Table Widths	Circular	72"	96"	120"	144"	168"	192"
<b>Number of Bases Required</b>	1	2	2	3	3	3	3

**STRUT TABLE LEGS**



01-2228STR2	1½	22½	28⅝	32	4.5	\$ 998	
<i>1 Pair (2 Legs)</i>							
01-2228STR4	1½	22½	28⅝	64	9.0	\$ 1996	
<i>2 Pair (4 Legs)</i>							

**Description**

- Available in Aluminum (ALUM) or Black (BLK); Must Specify Color
- Built-In Wire Management Cover on Inside of Legs
- Each Leg has Adjustable Glides
- Legs not Available To Be Sold Separately
- For Use with Indiana Furniture Tops Only; Not For Use with 36" or 42" Circular Tops

Must Specify (in this order):  
Model # and Quantity  
Color  
Stiffener Bar and Quantity

**Options: Specify & Add**

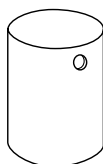
01-00048SB	Stiffener Bar	\$ 194
------------	---------------	--------

*See Individual Tops for Recommended Number of Stiffener Bars*

Table Widths	48" CT	72"	96"	120"	144"	168" *	192"
<b>Number of Bases Required</b>	4	4	4	6	6	8	8

\*168" Racetrack Tops Require 6 Bases

**CYLINDER BASE**



For Tables 42"D to 48"D								
01-2020CB	20	20	28½	136	10.9	W\$	1212	
For Tables 36"D								
01-1616CB	16	16	28½	101	7.2	W\$	1107	

**Description**

- Veneer Cylinder Base Features Multi-Step, Hand-Finished Catalyzed Finish
- Weighted for Stability
- Two (2) Wire Management Black Grommets Standard at Top Edge; 8" Wire Management Opening Standard at Bottom
- See Number of Bases Required Per Table Width Below

Must Specify (in this order):  
Model # and Quantity  
Finish  
Grommet Options

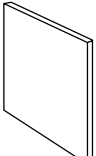
**Additional Grommet Options: Specify & Add**

GCB1S	Only One (1) Grommet At Top Edge	\$ N/C
NOGC	No Grommets At Top Edge	\$ N/C

Table Widths	Circular	72"	96"	120"	144"	168"	192"
<b>Number of Bases Required</b>	1	2	2	3	3	3	3

W = Veneer P = HPL

For ordering options, see overview at the beginning of this section.

Item	Model No.	W	D	H	Ship Wt	Cubic Ft	List Price
<b>RECTANGULAR PANEL BASE</b>	<b>For Tables 48"D</b>						
	01-2428RBV	24	2	28½	34	2.7	W\$ 851
	<b>For Tables 36"D to 42"D</b>						
	01-2028RBV	20	2	28½	28	2.3	W\$ 796

Must Specify (in this order):

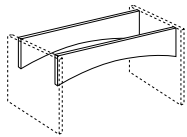
- Model # and Quantity
- Finish
- Stretcher Rail

**Description**

- Stretcher Rails Included; Specify Model (See Below)
- Also Available with Arch Stretcher Rails; Sold Separately
- See Number of Bases Required Per Table Width Below

Table Widths	72"	96"	120"	144"	168"	192"
<b>Number of Bases Required</b>	2	2	3	3	3	5
<b>Stretcher Rails (Included)</b>	01-72STR	01-96STR	01-120STR	01-144STR	01-168STR	01-192STR

**ARCH STRETCHER RAILS**



01-192ARCHV	192	¾	8 - 12	77	4.2	W\$ 2019
01-168ARCHV	168	¾	8 - 12	68	4.2	W\$ 1257
01-144ARCHV	144	¾	8 - 12	57	4.2	W\$ 1151
01-120ARCHV	120	¾	8 - 12	46	4.2	W\$ 1062
01-96ARCHV	96	¾	8 - 12	35	4.2	W\$ 719
01-72ARCHV	72	¾	8 - 12	28	4.2	W\$ 647

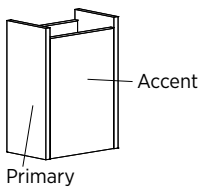
Must Specify (in this order):

- Model # and Quantity
- Finish

**Description**

- For Use With Rectangular Bases; 01-2428RBV or 01-2028RBV
- Must Be Field Installed in Place of the Standard Stretcher Rails Shipped with Rectangular Bases
- Rails for Tables 120" to 168" will Ship as Two (2) Sets of Two (2)
- Rails for Tables 192" will Ship as Four (4) Sets of Two (2)

**RECTANGULAR BOX BASE WITH DOOR**



01-1220RBDV	20	12	28½	50	5.4	W\$ 687
						C\$ 666

**Description**

- Rectangular Base with Lift-Off Removable Panel
- Available in Veneer, or a Combination of Veneer and Laminate; Must Specify Color (See Page 84)
- Must Indicate Accent Selection and Primary Selection on Order
- 2" Wire Management Access Across Both Sides
- Fully Open for Wire Management at the Bottom

Must Specify (in this order):

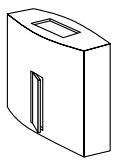
- Model # and Quantity
- Primary Finish/Color
- Accent Finish/Color

Table Widths	72"	96"	120"	144"	168"	192"
<b>Number of Bases Required</b>	2	2	3	3	3	3

W = Veneer C = Combination Laminate and Veneer

For ordering options, see overview at the beginning of this section.

Item	Model No.	W	D	H	Ship Wt	Cubic Ft	List Price
CANOE BASE	01-1222CS	22	12	28½	27	5.8	W\$ 2781
	01-1222CSD <i>With Door</i>	22	12	28½	27	5.8	W\$ 3226



Shown With Door

Must Specify (in this order):

- Model # and Quantity
- Finish
- Grommet Options

**Description**

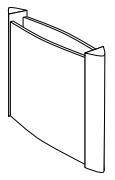
- Veneer Base Features Multi-Step, Hand-Finished Catalyzed Finish
- Two (2) Wire Management Black Grommets Standard at Top Edge; 6" Wire Management Opening in the Bottom
- Models with Doors Have a 18"H x 6"W Opening (Does Not Feature Soft Close Hinges)
- Adjustable Levelers

**Additional Grommet Options: Specify & Add**

GCBIS	One (1) Grommet At Top Edge	\$	N/C
NOGC	No Grommets At Top Edge	\$	N/C

<b>Table Widths</b>	<b>72"</b>	<b>96"</b>	<b>120"</b>	<b>144"</b>	<b>168"</b>	<b>192"</b>
<b>Number of Bases Required</b>	2	2	3	3	3	3

V-CAPPED PANEL BASE	01-0430VPBV	30½	6	27¾	28	3.5	W\$ 1691
---------------------	-------------	-----	---	-----	----	-----	----------



Must Specify (in this order):

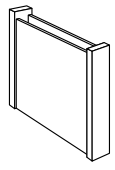
- Model # and Quantity
- Finish
- Metal Finish

**Description**

- Metal V-Cap Accents Veneer Panel Base
- Select From Five (5) Powdercoat Finishes; See Page 90 for Color Options
- 3" Wire Access Across the Top
- Fully Open for Wire Management at the Bottom
- Adjustable Levelers

<b>Table Widths</b>	<b>72"</b>	<b>96"</b>	<b>120"</b>	<b>144"</b>	<b>168"</b>	<b>192"</b>
<b>Number of Bases Required</b>	2	2	3	3	3	5

FLAT-CAPPED PANEL BASE	01-0427FPBV	27¾	4	27¾	31	3.5	W\$ 1736
------------------------	-------------	-----	---	-----	----	-----	----------



Must Specify (in this order):

- Model # and Quantity
- Finish
- Metal Finish

**Description**


- Metal Flat-Cap Accents Veneer Panel Base
- Select From Five (5) Powdercoat Finishes; See Page 90 for Color Options
- 3" Wire Access Across the Top
- Fully Open for Wire Management at the Bottom
- Adjustable Levelers

<b>Table Widths</b>	<b>72"</b>	<b>96"</b>	<b>120"</b>	<b>144"</b>	<b>168"</b>	<b>192"</b>
<b>Number of Bases Required</b>	2	2	3	3	3	5

W = Veneer C = Combination Laminate and Laminate

For ordering options, see overview at the beginning of this section.

Item	Model No.	W	D	H	Ship Wt	Cubic Ft	List Price
<b>TWO DOOR BUFFET WITH DRAWER</b>	97-2436BF	36	24	36	189	21.7	P\$ 3235 W\$ 3289

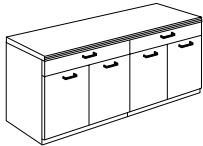
**Description**

- Top Edge Profiled on Approach Side Only; Must Specify Edge Selection
- One (1) Drawer with Storage Behind Two (2) Veneer Doors and One (1) Adjustable Shelf

Must Specify (in this order):

Model #  
Top Material  
Finish/Color  
Edge Profile  
Pull

<b>FOUR DOOR BUFFET WITH TWO DRAWERS</b>	97-2472BF	72	24	36	342	45.6	P\$ 6326 W\$ 6422
--	-----------	----	----	----	-----	------	----------------------

**Description**

- Top Edge Profiled on Approach Side Only; Must Specify Edge Selection
- Two (2) Drawers with Storage Behind Four (4) Doors and Two (2) Adjustable Shelves

Must Specify (in this order):

Model #  
Top Material  
Finish/Color  
Edge Profile  
Pull

<b>FOUR DOOR BUFFET WITH TWO DRAWERS AND OPEN STORAGE</b>	97-2472BFD	72	24	36	337	45.6	P\$ 7033 W\$ 7128
---	------------	----	----	----	-----	------	----------------------

**Description**

- Top Edge Profiled on Approach Side Only; Must Specify Edge Selection
- Open Storage with One (1) Adjustable Shelf
- Two (2) Drawers
- Left and Right Storage Behind Doors with One (1) Adjustable Shelf
- Storage Behind Center Doors

Must Specify (in this order):

Model #  
Top Material  
Finish/Color  
Edge Profile  
Pull

<b>FOUR DOOR BUFFET WITH THREE DRAWERS</b>	97-2472SBF	72	24	36	362	45.6	P\$ 7033 W\$ 7128
--	------------	----	----	----	-----	------	----------------------

**Description**

- Top Edge Profiled on Approach Side Only; Must Specify Edge Selection
- Three (3) Drawers with Storage Behind Four (4) Doors with Three (3) Adjustable Shelves
- Center Section is Stepped Back

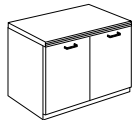
Must Specify (in this order):

Model #  
Top Material  
Finish/Color  
Edge Profile  
Pull

W = Veneer P = HPL

For ordering options, see overview at the beginning of this section.

Item	Model No.	W	D	H	Ship Wt	Cubic Ft	List Price
<b>TWO DOOR CREENZA</b>	97-2436CC	36	24	30	150	17.6	P\$ 2532 W\$ 2586



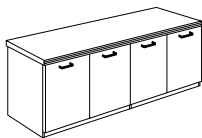
Must Specify (in this order):

Model #  
Top Material  
Finish/Color  
Edge Profile  
Pull  
Locking Option

**Description**

- Top Edge Profiled on Approach Side Only; Must Specify Edge Selection
- Two Doors (2) Adjustable Shelf Behind Doors
- Additional Option: Locking Doors (See Page 84)

<b>FOUR DOOR CREENZA</b>	97-2472CC	72	24	30	290	34.2	P\$ 4996 W\$ 5090
--------------------------	-----------	----	----	----	-----	------	----------------------



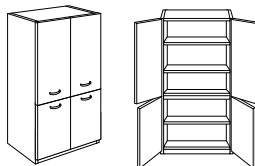
Must Specify (in this order):

Model #  
Top Material  
Finish/Color  
Edge Profile  
Pull  
Locking Option

**Description**

- Top Edge Profiled on Approach Side Only; Must Specify Edge Selection
- Four (4) Doors with Two (2) Adjustable Shelves Behind Doors
- Additional Option: Locking Doors (See Page 84)

<b>DOUBLE DOOR STORAGE CABINET</b>	97-3672SUD	36	24	70 <sup>1</sup> / <sub>6</sub>	285	42.0	W\$ 5902
------------------------------------	------------	----	----	--------------------------------	-----	------	----------



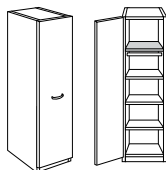
Must Specify (in this order):

Model #  
Finish  
Pull

**Description**

- Top Section has Two (2) Adjustable Shelves; Bottom Section has One (1) Adjustable Shelf

WARDROBE/STORAGE CABINET	HINGED LEFT	HINGED RIGHT	W	D	H	Ship Wt	Cubic Ft	List Price
	97-1872WL	97-1872WR						



Shown as Left

Must Specify (in this order):

Model #  
Finish  
Pull

**Description**

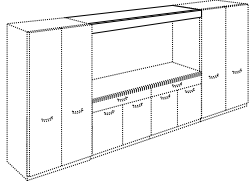
- Fixed Top Shelf; Coat Rod Under Fixed Shelf
- Three (3) Adjustable Shelves Behind Door
- Adjustable Shelves can be Removed for Wardrobe Application

W = Veneer P = HPL

For ordering options, see overview at the beginning of this section.



Item	Model No.	W	D	H	Ship Wt	Cubic Ft	List Price
VISOR RAIL	97-2472VR	72	24	5 3/16	100	8.9	W\$ 1133



Must Specify (in this order):

- Model #
- Finish
- Projection Screen
- Task Light

**Description**

- Overhead Rail Creates Wall Unit
- For Use with 72" High Cabinets and Credenzas/Bufets (Ordered Separately)

**Options: Specify & Add**

1-PS	Projection Screen (Requires Field Installation)	\$	829
TL-0848	Task Light (Requires Field Installation)	\$	347

SERVING CART	97-2436SV	36	24	36	149	24.0	P\$ 3669 W\$ 3721
--------------	-----------	----	----	----	-----	------	----------------------



Must Specify (in this order):

- Model #
- Top Material
- Finish/Color
- Edge Profile
- Pull
- Grommet Options

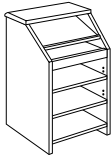
**Description**

- Top Edge Profiled on Approach Side Only; Must Specify Edge Selection
- Two (2) Box Drawers
- Open Storage with Storage Behind Two (2) Doors
- Locking Casters

**Grommet Option: Specify & Add**

1-GRMT	Grommet in Back Panel; Must Specify Black or Silver	\$	60
--------	---	----	----

LECTERN STAND	97-2650LS	26	24	50	130	21.9	W\$ 3015
---------------	-----------	----	----	----	-----	------	----------



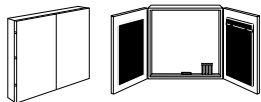
Must Specify (in this order):

- Model #
- Finish
- Edge Profile

**Description**

- Top Edge Profiled on Approach Side Only; Must Specify Edge Selection
- Fixed Reading Shelf
- Pullout Shelf
- Two (2) Adjustable Storage Shelves in Lower Compartment
- Two (2) Locking and Two Non-Locking Casters
- Wire Management Grommet in Bottom Shelf

VISUAL BOARD	97-4848VB	48	5	48	150	11.0	W\$ 3832
--------------	-----------	----	---	----	-----	------	----------



Must Specify (in this order):

- Model #
- Finish
- Tackboard Fabric
- Project Screen

**Description**

- Tackboard on Each Door Standard in Black Fabric Unless Specified; Price Valid for Grades 1, 2, & 3 (See Other Pricing Below)
- Display Rail with Adjustable Hooks for Flipchart
- Magnetic Porcelain Non-Glare Writing Surface
- Includes Flipchart, Set of Four (4) Dry Erase Markers and Eraser, Mounting Hardware
- Does Not Feature Soft Close Hinges
- Studio Pull Not Available

**Options: Specify & Add**

	Grade 4	Grade 5	Grade 6	Grade 7	Grade 8	Grade 9	Grade 10	
Tackboard Fabric Change	\$ 216	316	422	568	720	900	1106	
1-PS	Projection Screen (Requires Field Installation)						\$	829

W = Veneer P = HPL

For ordering options, see overview at the beginning of this section.

Item	Model No.	W	D	H	Ship Wt	Cubic Ft	List Price
TABLE POWER & DATA VAULT	01-CVAULTG2A	4½	15⅞	4⅞	10	0.4	\$ 1518



Open Market Only

**Description**

- Electric Drive Motor Rotates the Surface Technology 180° to the Proper Position
- Photo-Electronic Eye Prevents Rotation When Obstructed
- Two (2) Data Ports, Three (3) Power Outlets, and One (1) HDMI and Two (2) 5V USB
- 6' Power Cord
- UL and CSA Recognized

Item	Model No.	Material	W	D	H	Ship Wt	Cubic Ft	List Price
WORKSURFACE POWER CENTER	01-INTRFC1A	Aluminum	14¼	6⅝	2⅞	11	0.3	\$ 1612
	01-INTRFC1B	Black						

**Description**

- For Use with Conference Tables
- Four (4) Power Outlets, Three (3) Telecom Plate Openings
- Two (2) Telecom Plates Included with the Unit: One (1) 01-ABLAB Plate (Consists of One (1) RJ45 Cat 6, One (1) RJ11 Cat 3 Phone Jack); One (1) 01-ABLBB Plate (Consists of Two (2) RJ45 Cat 6)
- 6' Power Cord
- Convenience Plug on Bottom
- UL Listed/CSA Certified
- Additional Telecom Plates, See APage 43

Item	Model No.	Material	W	D	H	Ship Wt	Cubic Ft	List Price
OASIS MINI POWER & DATA	01-OASISMA	Aluminum	14¼	6⅝	2⅞	11	0.3	\$ 2492
	01-OASISMB	Black						

**Description**

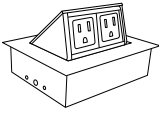
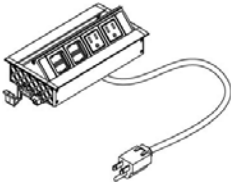
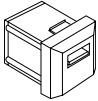
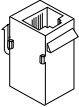

- For Use with Conference Tables
- Soft Touch Hinged Lid
- Four (4) Power Outlets, Three (3) Telecom Plate Openings
- Two (2) Telecom Plates Included with the Unit: One (1) 01-ABLAB Plate (Consists of One (1) RJ45 Cat 6, One (1) RJ11 Cat 3 Phone Jack); One (1) 01-ABLB Plate (Consists of One (1) RJ45 Cat 6)
- 9' Power Cord
- UL Listed
- Additional Telecom Plates, See Page 43

Item	Model No.	Material	W	D	H	Ship Wt	Cubic Ft	List Price
INTERACT POWER & DATA	01-INTERACTG2A	Aluminum	9	5⅝	2¼	5	0.2	\$ 696
	01-INTERACTG2B	Black						


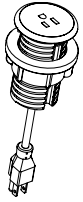
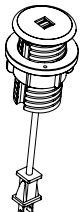
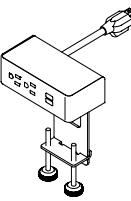
**Description**

- Includes: Two (2) Power Outlets, Two (2) USB-A Charging Ports, One (1) Telecom Plate Opening; Two (2) Keystone Openings for Voice/Data Jacks
- One (1) Telecom Plates Included with the Unit: One (1) 01-ABLAB Plate (Consists of One (1) RJ45 Cat 6, One (1) RJ11 Cat 3 Phone Jack)
- Convenience Plug on Bottom
- 6' Power Cord
- UL and CSA Recognized
- Additional Telecom Plates, See Page 43

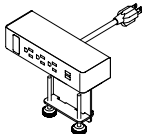
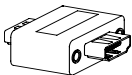
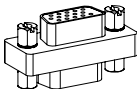
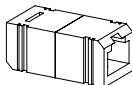

For ordering options, see overview at the beginning of this section.

Item	Model No.		W	D	H	Ship Wt	Cubic Ft	List Price
<b>POWER 440</b> 	01-DATA440A	Aluminum	5 $\frac{5}{16}$	4 $\frac{3}{8}$	-	5	0.2	\$ 753
	01-DATA440B	Black						\$ 753
<b>Description</b> <ul style="list-style-type: none"> <li>• Two (2) Power Outlets</li> <li>• Soft Touch Hinged Lid</li> <li>• 6' Power Cord</li> <li>• UL and CSA Recognized</li> </ul>								
<b>POWER DATA PORT</b> 	01-DPORT4A	Aluminum	8	4	-	7	0.2	\$ 853
	01-DPORT4B	Black						\$ 853
<b>Description</b> <ul style="list-style-type: none"> <li>• Retracts into Work Surface to Regain Productive Space; One-Touch Access to Power and Data</li> <li>• Two (2) Power Outlets and Two (2) Open Ports for Data</li> <li>• Optional Telecom Port Components, See Page 109</li> <li>• Water-Proof Simplex (Outlets)</li> <li>• Includes a Voice/Data Adapter Kit to Accept Couplers and Jacks When Required</li> <li>• 6' Power Cord</li> <li>• UL and CSA Recognized</li> </ul>								
<b>USB PORT</b> 	01-USBPORT		-	-	-	-	-	\$ 126
<b>Description</b> <ul style="list-style-type: none"> <li>• Increases Transfer Speed Up to Five (5) gbs/sec</li> <li>• Simultaneous Read/Write Capability; Idle Device Power Saving State</li> <li>• 6' Cord</li> <li>• Compatible with 01-DPORT4</li> </ul>								
<b>VOICE COUPLER</b> 	01-VOICE1		-	-	-	-	-	\$ 57
<b>Description</b> <ul style="list-style-type: none"> <li>• 6-Pin Modular Plug</li> <li>• Molded Black; Cord Not included</li> <li>• Compatible with 01-DPORT4</li> </ul>								
<b>DATA PORT</b> 	01-RJ4DATA		-	-	-	-	-	\$ 130
<b>Description</b> <ul style="list-style-type: none"> <li>• 8-Pin Modular Plug; Cat 5 Ethernet Cable; Pre-terminated Cable</li> <li>• 9' Cord</li> <li>• Compatible with 01-DPORT4</li> </ul>								

For ordering options, see overview at the beginning of this section.

Item	Model No.		W	D	H	Ship Wt	Cubic Ft	List Price
 ROUND GROMMET COVER	01-GRMTB	Black	2 $\frac{3}{8}$	2 $\frac{3}{8}$	-	1	0.1	\$ 28
	01-GRMTSL	Silver						\$ 28
	<i>Open Market Only</i>							
<b>Description</b>								
<ul style="list-style-type: none"> <li>• 2<math>\frac{3}{8}</math>" (60mm) Round Grommet Cover</li> <li>• Field Installed</li> </ul>								
<b>Option: Specify</b>								
Factory Installed								\$ 60
 SINGLE POWER SAND DOLLAR	01-SAND60PS	Silver	3	3	4	1	0.2	\$ 76
	01-SAND60PW	White						\$ 76
	01-SAND60PB	Black						\$ 76
	<b>Description</b>							
<ul style="list-style-type: none"> <li>• Mounts in 2<math>\frac{3}{8}</math>" (60mm) Round Grommet</li> <li>• Single Power Outlet with 6' Cord</li> </ul>								
 DOUBLE USB SAND DOLLAR	01-SAND60US	Silver	3	3	4	1	0.2	\$ 216
	01-SAND60UW	White						\$ 216
	01-SAND60UB	Black						\$ 216
	<b>Description</b>							
<ul style="list-style-type: none"> <li>• Mounts in 2<math>\frac{3}{8}</math>" (60mm) Round Grommet</li> <li>• Dual USB Outlets with 6' Cord</li> </ul>								
 DUO BEZEL CLAMP NEMA PLUG	01-DUOCLAMPS	Silver	5 $\frac{1}{2}$	3	7	1	0.2	\$ 446
	01-DUOCLAMPW	White						\$ 446
	01-DUOCLAMPB	Black						\$ 446
	<b>Description</b>							
<ul style="list-style-type: none"> <li>• Standard with: Two (2) Power Outlet, Two (2) USB Ports, 10' Cord</li> <li>• Clamps to Top and Features Silver Metal Trim</li> <li>• Independent USB Circuit Controllers Deliver up to 2.1 Amps to Each Post</li> <li>• All Mounting Hardware Included</li> <li>• FCC Part 15A and UL Approved for Horizontal and Vertical Applications</li> </ul>								



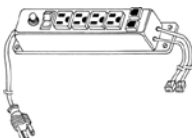
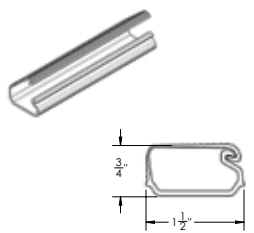
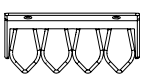
For ordering options, see overview at the beginning of this section.

Item	Model No.		W	D	H	Ship Wt	Cubic Ft	List Price
<b>TRIO BEZEL CLAMP NEMA PLUG</b> 	01-TRIOCLAMPS	Silver	8	3	7	1	0.2	\$ 524
	01-TRIOCLAMPW	White						\$ 524
	01-TRIOCLAMPS	Black						\$ 524
<b>Description</b> <ul style="list-style-type: none"> <li>• Standard with: Three (3) Power Outlets, Two (2) USB Ports, One (1) Open Data, 10' Cord</li> <li>• Clamps to Top and Features Silver Metal Trim</li> <li>• Independent USB Circuit Controllers Deliver up to 2.1 Amps to Each Post</li> <li>• HDMI, VGA, or RJ45 Accessories Sold Separately, See Below</li> <li>• All Mounting Hardware Included</li> <li>• FCC Part 15A and UL Approved for Horizontal and Vertical Applications</li> </ul>								
<b>HDMI DATA PORT ACCESSORY FOR TRIO UNITS</b>  Open Market	01-LCOMHDMI		-	-	-	1	0.2	\$ 129
<b>Description</b> <ul style="list-style-type: none"> <li>• HDMI Port for Trio Units</li> </ul>								
<b>VGA DATA PORT ACCESSORY FOR TRIO UNITS</b> 	01-LCOMVGA		-	-	-	1	0.2	\$ 95
<b>Description</b> <ul style="list-style-type: none"> <li>• VGA Port for Trio Units</li> </ul>								
<b>RJ45 DATA PORT ACCESSORY FOR TRIO UNITS</b> 	01-LCOMRJ45		-	-	-	1	0.2	\$ 62
<b>Description</b> <ul style="list-style-type: none"> <li>• RJ45 Port for Trio Units</li> </ul>								
<b>DOCK 950 WIRELESS CHARGER</b>  Open Market Only	01-DOCK950W	White	3 $\frac{3}{16}$ "	3 $\frac{3}{16}$ "	-	1	0.2	\$ 207
	01-DOCK950B	Black						\$ 207
<b>Description</b> <ul style="list-style-type: none"> <li>• For Use with Wireless Charging Enabled Devices</li> <li>• 5 Watts Maximum Output with a Direct Current of 5V 2A and 10 Watts Maximum with Quick Charge 2.0</li> <li>• Mounts in 76mm Round Cut-Out</li> <li>• LED will Confirm Pairing with Device and Begin Wireless Charging</li> </ul>								

For ordering options, see overview at the beginning of this section.

8% Price Increase Effective Feb 14

Gesso Tables 101

Item	Model No.		W	D	H	Ship Wt	Cubic Ft	List Price
 Open Market Only	01-DOCK150W	White	3	3	¾	1	0.2	\$ 317
	01-DOCK150B	Black						\$ 317
<b>Description</b> <ul style="list-style-type: none"> <li>• For Use with Wireless Charging Enabled Devices and USB Charging Devices</li> <li>• 5 Watt Maximum Output with a Direct Current Input of 5V 6A (Wireless Fast Charge)</li> <li>• Mounts in 76mm Round Cut-Out</li> <li>• Pop-Up is ¾"H and Includes Three (3) USB Ports; One (1) 12 Watt Maximum with 2.4A (USB Fast Charge) and Two (2) 5 Watt with 1A (USB Standard Charge)</li> <li>• LED Light will Confirm Pairing with Device and Begin Wireless Charging</li> <li>• UL and cUL Certified</li> </ul>								
VESTA POWER CENTER	01-PDCTR		10¾	12	28¾	14	2.5	\$ 1386
	<b>Description</b> <ul style="list-style-type: none"> <li>• Top Includes One (1) Power Outlet, Two (2) USB Ports and One (1) USBC Port; Base Includes Three (3) Outlet</li> <li>• Available in White</li> <li>• 120" Power Cord</li> <li>• Built with Weight Distribution for Optimal Stability</li> <li>• Base is 5" Tall</li> </ul>							
POWER STRIP	01-PRSP		9	2	2	1	-	\$ 159
	<b>Description</b> <ul style="list-style-type: none"> <li>• Includes Four (4) Outlets and Two (2) Phone Jacks</li> <li>• Black Plastic with Rocker On/Off Switch</li> <li>• 13 Amp Circuit Breaker</li> <li>• 10' Power Cord and Two (2) 14' Phone Hook Up Cords</li> <li>• UL Listed and CSA Certified</li> <li>• Suitable for Surface or Recessed Mounting</li> <li>• Ships via UPS Only</li> </ul>							
WIRE MANAGEMENT CHANNEL	01-WMGR4		16	1½	¾	1	-	\$ 91
	<b>Description</b> <ul style="list-style-type: none"> <li>• Set of Four (4) Black Plastic Wire Management Channels</li> <li>• Snap Lock Channel</li> <li>• Attaches with Adhesive Strips</li> <li>• Ships via UPS Only</li> </ul>							
CABLE GRIP	01-WMGRCB		5¾	2¾	-	-	-	\$ 14
	<b>Description</b> <ul style="list-style-type: none"> <li>• Under Surface Wire Management</li> <li>• Black</li> </ul>							

For ordering options, see overview at the beginning of this section.

Item	Model No.	W	D	H	Ship Wt	Cubic Ft	List Price	
ECA TELECOM PLATES	01-ABL	Telecom Plate, Blank Plate						\$ 32
	01-ABL737373	Telecom Plate, Three (3) RJ45 Cat 5e						\$ 287
	01-ABLAB	Telecom Plate, One (1) RJ45 Cat 6, One (1) RJ11 Cat 3 Phone						\$ 160
	01-ABLAB102	Telecom Plate, One (1) RJ45 Cat 6, One (1) RJ11 Cat 3, One (1) USB W/72" Patch Cord						\$ 249
	01-ABLABB	Telecom Plate, Two (2) RJ45 Cat 6, One (1) RJ11 Cat 3 Phone						\$ 249
	01-ABLB	Telecom Plate, One (1) RJ45 Cat 6						\$ 117
	01-ABLBB	Telecom Plate, Two (2) RJ45 Cat 6						\$ 203
	01-ABLBBB	Telecom Plate, Three (3) RJ45 Cat 6						\$ 287
	01-ABLBBBB	Telecom Plate, Four (4) RJ45 Cat 6						\$ 372
	01-ABLBBC51	Telecom Plate, Two (2) RJ45 Cat 6, One (1) 15 Pin HD VGA w/72" Patch Cord						\$ 348
	01-ABLBC51L	Telecom Plate, One (1) RJ45 Cat 6, One (1) Mini Stereo Inline, One (1) 15 Pin HD VGA w/72" Patch Cord						\$ 319
	01-ABLC3811	Telecom Plate, One (1) RJ45 Cat 6 Data Inline, One (1) RJ11 Cat 3 Phone Inline						\$ 154
	01-ABLC45	Telecom Plate, One (1) HDMI w/36" Patch Cord						\$ 231
	01-ABLC45C51L	Telecom Plate, One (1) Mini Stereo Inline, One (1) HDMI w/36" Patch Cord, One (1) 15 Pin HD VGA w/72" Patch Cord						\$ 435
	01-ABLC51L	Telecom Plate, One (1) 15 Pin HD VGA & One (1) Mini Stereo Inline Jack						\$ 233
	01-ABLCRDM	Telecom Plate, Three (3) Cord Bushings						\$ 75

Compatible with:


 Oasis Mini Power & Data  
 01-OASISMA, 01-OASISMB

 Interact Power & Data  
 01-INTERACTG2A, 01-INTERACTG2B

 Power Center  
 01-INTRFCIA, 01-INTRFCIB

For ordering options, see overview at the beginning of this section.

**8% Price Increase Effective Feb 14**

Gesso Tables 103

**Standard Cutout Types & General Location Information**

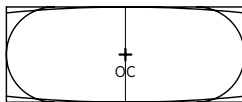
- Grommets can be specified, at an upcharge, for field or factory installation (unless otherwise noted).
- Power/Data Modules can be specified in standard locations at no additional charge.
- The selection of both the Power/Data Module and Base will determine cutout locations for each table size, as well as placement over or between bases.
- For measurements of exact Module locations, see page 223.
- For specific locations available by table size, see pages 224-229 for Aura/Canvas/Gesso and see pages 230-232 for Cameo.

**Cutout Locations Available**

**OC** = On Center  
**BB** = Between Bases (*requires 2 modules*)  
**CL** = Left of Center  
**CR** = Right of Center  
**EL** = End Left  
**ER** = End Right  
**ML** = Middle Left  
**MR** = Middle Right

**General Location of Cutouts**

*For Tables with **Two (2) Bases** and **One (1) Location**:*

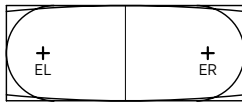


**On Center**  
(OC)



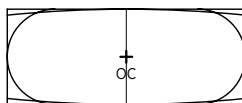
**One End**  
(EL)

*For Tables with **Two (2) Bases** and **Two (2) Locations**:*



**Both Ends**  
(EL + ER)

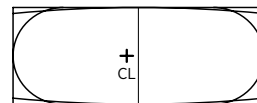
*For Tables with **Three (3) Bases** and **One (1) Location**:*



**On Center**  
(OC)



**One End**  
(EL)



**Off Center**  
(CL)

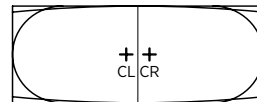
*For Tables with **Three (3) Bases** and **Two (2) Locations**:*



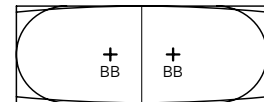
**Both Ends**  
(EL + ER)



**Middle of Each End**  
(ML + MR)

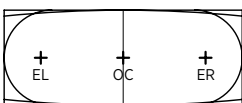


**Off Center Left and Right**  
(CL + CR)

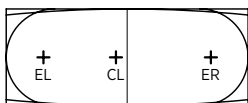


**Between the Bases**  
(BB, Slightly Off Center Between Bases)

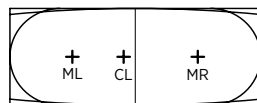
*For Tables with **Three (3) Bases** and **Three (3) Locations**:*



**On Center and Both Ends**  
(OC + EL + ER)



**Left of Center and Both Ends**  
(CL + EL + ER)



**Off Center and Middle of Each End**  
(CL + ML + MR)

*Continued on Next Page.*



**Standard Cutout Types & General Location Information (Continued)**

- Grommets can be specified, at an upcharge, for field or factory installation (unless otherwise noted).
- Power/Data Modules can be specified in standard locations at no additional charge.
- The selection of both the Power/Data Module and Base will determine cutout locations for each table size, as well as placement over or between bases.
- For measurements of exact Module locations, see page 223.
- For specific locations available by table size, see pages 224-229 for Aura/Canvas/Gesso and see pages 230-232 for Cameo.

**Cutout Locations Available**

**OC** = On Center  
**BB** = Between Bases (*requires 2 modules*)  
**CL** = Left of Center  
**CR** = Right of Center  
**EL** = End Left  
**ER** = End Right  
**ML** = Middle Left  
**MR** = Middle Right

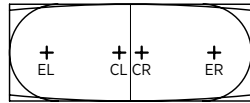
**General Location of Cutouts**

*Continued from Previous Page*

*For Tables with **Three (3) Bases** and **Four (4) Locations**:*

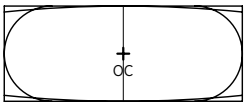


**Middle of Each End and Both Ends**  
(ML + MR + EL + ER)

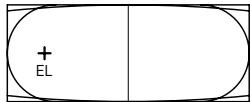


**Off Center and Both Ends**  
(CL + CR + EL + ER)

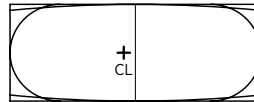
*For Tables with **Five (5) Bases** and **One (1) Location**:*



**On Center**  
(OC)

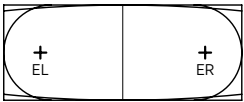


**One End**  
(EL)

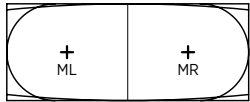


**Off Center**  
(CL)

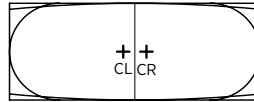
*For Tables with **Five (5) Bases** and **Two (2) Locations**:*



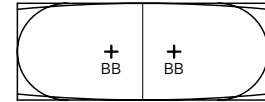
**Both Ends**  
(EL + ER)



**Middle of Each End**  
(ML + RL)

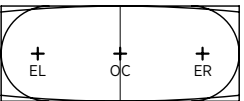


**Off Center Left and Right**  
(CL + CR)

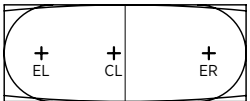


**Between the Bases**  
(BB, Slightly Off Center Between Bases)

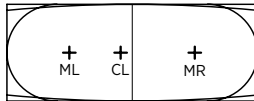
*For Tables with **Five (5) Bases** and **Three (3) Locations**:*



**On Center and Both Ends**  
(OC + EL + ER)



**Left of Center and Both Ends**  
(CL + EL + ER)

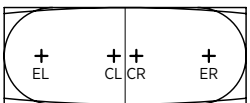


**Off Center and Middle of Each End**  
(CL + ML + MR)

*For Tables with **Five (5) Bases** and **Four (4) Locations**:*










**Middle of Each End and Both Ends**  
(ML + MR + EL + ER)

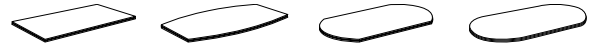


**Off Center and Both Ends**  
(CL + CR + EL + ER)

**Location Measurements By Module**



	72" Tops	96" Tops	120", 144" & 168" Tops	192" Tops
	<b>OC</b> On Center <b>BB</b> Between Bases (requires 2 modules)		<b>CL</b> Left of Center <b>CR</b> Right of Center	<b>EL</b> End Left <b>ER</b> End Right <b>ML</b> Middle Left <b>MR</b> Middle Right
<b>GROMMET</b> 	OC Center of Table	OC Center of Table EL, EL + ER 24½" from end	CL, CL + CR 5½" from center EL, EL + ER 24½" from end CL + EL + ER, 5½" from center and CL + CR + EL + ER 24½" from end BB Slightly off centered between bases	CL, CL + CR 5½" from center EL, EL + ER 24½" from end CL + EL + ER, 5½" from center and CL + CR + EL + ER 24½" from end BB Slightly off centered between bases ML + MR 48" from end CL + ML + MR, 5½" from center and CL + CR + ML + MR 48" from end
<b>POWER 440</b>  <b>INTERACT</b> 	OC Center of Table	OC Center of Table EL, EL + ER 25" from end	OC Splits seam in center of bases EL, EL + ER 25" from end CL, CL + CR 5" from center CL + EL + ER, 5" from center and CL + CR + EL + ER 25" from end BB Slightly off centered between bases	OC Splits seam in center of bases EL, EL + ER 25" from end CL, CL + CR 5" from center CL + EL + ER, 5" from center and CL + CR + EL + ER 25" from end BB Slightly off centered between bases ML + MR 48" from end CL + ML + MR, 5" from center and CL + CR + ML + MR 48" from end
<b>DPORT 4A</b>  <b>OASIS MINI,</b>  <b>INTRFC1</b>  <b>POWER &amp; DATA VAULT</b> 	OC Center of Table	OC Center of Table EL, EL + ER 29" from end	OC Splits seam in center of bases EL, EL + ER 29" from end CL + EL + ER, 9½" from center and CL + CR + EL + ER 29" from end CL, CL + CR 9½" from center BB Slightly off centered between bases	OC Splits seam in center of bases EL, EL + ER 29" from end CL + EL + ER, 9½" from center and CL + CR + EL + ER 29" from end CL, CL + CR 9½" from center BB Slightly off centered between bases ML + MR 48" from end OC+ EL + ER Splits center seam and 29" from end OC+ ML + MR Splits center seam and 48" from end CL + ML + MR, 9½" from center and CL + CR + ML + MR 48" from end













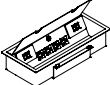




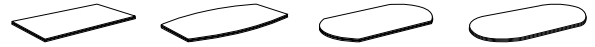
## 36"x72" TOPS

For General Location Information See Pages 221 to 222; For Exact Measurements of Locations See Page 223.

### 36X72 TOP LOCATIONS AVAILABLE BY BASE & MODULE COMBINATION

OC On Center  
BB Between Bases (requires 2 modules)  
CL Left of Center  
CR Right of Center  
EL End Left  
ER End Right  
ML Middle Left  
MR Middle Right

	METAL BASE 	STRUT LEGS 	CYLINDER 	RECTANGLE 	RECTANGULAR BOX W/DOOR 	CANOE 	V-CAPPED 	FLAT-CAPPED 
<b>GROMMET</b> 	OC	OC	OC	OC	OC	OC	OC	OC
<b>POWER &amp; DATA VAULT</b> 	OC	OC		OC	OC	OC	OC	OC
<b>OASIS MINI</b> 	OC	OC		OC	OC	OC	OC	OC
<b>INTERACT</b> 	OC	OC	OC	OC	OC	OC	OC	OC
<b>INTRFC1</b> 	OC	OC	OC	OC	OC	OC	OC	OC
<b>POWER 440</b> 	OC	OC	OC	OC	OC	OC	OC	OC
<b>DPORT4A</b> 	OC	OC	OC	OC	OC	OC	OC	OC













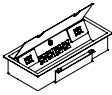




# 42"x96" TOPS

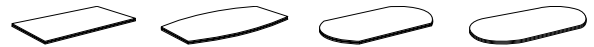
For General Location Information See Pages 221 to 222; For Exact Measurements of Locations See Page 223.

## 42X96 TOP LOCATIONS AVAILABLE BY BASE & MODULE COMBINATION

**OC** On Center      **CL** Left of Center      **EL** End Left      **ML** Middle Left  
**BB** Between Bases (requires 2 modules)      **CR** Right of Center      **ER** End Right      **MR** Middle Right

	METAL BASE 	STRUT LEGS 	CYLINDER 	RECTANGLE 	RECTANGULAR BOX W/DOOR 	CANOE 	V-CAPPED 	FLAT-CAPPED 
<b>GROMMET</b> 	OC	OC EL EL + ER	OC EL EL + ER	OC EL EL + ER	OC EL EL + ER	OC EL EL + ER	OC EL EL + ER	OC EL EL + ER
<b>POWER &amp; DATA VAULT</b> 	OC	OC EL EL + ER	OC EL EL + ER	OC EL EL + ER	OC	OC	OC	OC
<b>OASIS MINI</b> 	OC	OC EL* EL + ER*	OC	OC EL EL + ER	OC	OC	OC	OC
<b>INTERACT</b> 	OC	OC EL EL + ER	OC EL EL + ER	OC EL EL + ER	OC	OC	OC EL EL + ER	OC EL EL + ER
<b>INTRFC1</b> 	OC	OC EL EL + ER	OC EL EL + ER	OC EL EL + ER	OC	OC	OC EL EL + ER	OC EL EL + ER
<b>POWER 440</b> 	OC	OC EL EL + ER	OC EL EL + ER	OC EL EL + ER	OC EL EL + ER	OC	OC EL EL + ER	OC EL EL + ER
<b>DPORT4A</b> 	OC	OC EL EL + ER	OC EL EL + ER	OC EL EL + ER	OC	OC	OC EL EL + ER	OC EL EL + ER

\* Works on all tops except Racetrack Shaped.













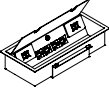




# 48"x120" TOPS

For General Location Information See Pages 221 to 222; For Exact Measurements of Locations See Page 223.

## 48X120 TOP LOCATIONS AVAILABLE BY BASE & MODULE COMBINATION

OC On Center      CL Left of Center      EL End Left      ML Middle Left  
BB Between Bases (requires 2 modules)      CR Right of Center      ER End Right      MR Middle Right

	METAL BASE 	STRUT LEGS 	CYLINDER 	RECTANGLE 	RECTANGULAR BOX W/DOOR 	CANOE 	V-CAPPED 	FLAT-CAPPED 
<b>GROMMET</b> 	BB	BB CL CL + CR EL EL + ER CL + EL + ER CL + CR + EL + ER	BB CL EL CL + CR EL + ER CL + EL + ER CL + CR + EL + ER	BB CL EL CL + CR EL + ER CL + EL + ER CL + CR + EL + ER	BB EL EL + ER	BB EL EL + ER	BB CL CL + CR EL EL + ER CL + EL + ER CL + CR + EL + ER	BB CL CL + CR EL EL + ER CL + EL + ER CL + CR + EL + ER
<b>POWER &amp; DATA VAULT</b> 	BB	BB CL CL + CR EL EL + ER CL + EL + ER CL + CR + EL + ER	OC EL EL + ER OC + EL + ER	BB CL CL + CR EL EL + ER CL + EL + ER CL + CR + EL + ER	BB	BB	BB	BB
<b>OASIS MINI</b> 	BB	BB CL CL + CR EL EL + ER CL + EL + ER CL + CR + EL + ER		BB CL CL + CR EL EL + ER CL + EL + ER CL + CR + EL + ER	BB	BB	BB	BB
<b>INTERACT</b> 	BB	BB CL CL + CR EL EL + ER CL + EL + ER CL + CR + EL + ER	OC EL EL + ER OC + EL + ER	BB CL CL + CR EL EL + ER CL + EL + ER CL + CR + EL + ER	OC BB	BB	OC BB EL EL + ER OC + EL + ER	OC BB EL EL + ER OC + EL + ER
<b>INTRFC1</b> 	BB	BB CL CL + CR EL EL + ER CL + EL + ER CL + CR + EL + ER	OC EL EL + ER OC + EL + ER	BB CL CL + CR EL EL + ER CL + EL + ER CL + CR + EL + ER	BB	BB	OC BB EL EL + ER OC + EL + ER	OC BB EL EL + ER OC + EL + ER
<b>POWER 440</b> 	BB	BB CL CL + CR EL EL + ER CL + EL + ER CL + CR + EL + ER	BB CL CL + CR EL EL + ER CL + EL + ER CL + CR + EL + ER	BB CL CL + CR EL EL + ER CL + EL + ER CL + CR + EL + ER	BB EL EL + ER	BB	BB CL CL + CR EL EL + ER CL + EL + ER CL + CR + EL + ER	BB CL CL + CR EL EL + ER CL + EL + ER CL + CR + EL + ER
<b>DPORT4A</b> 	BB	BB CL CL + CR EL EL + ER CL + EL + ER CL + CR + EL + ER	OC EL EL + ER OC + EL + ER	BB CL CL + CR EL EL + ER CL + EL + ER CL + CR + EL + ER	OC BB	BB	OC BB EL EL + ER OC + EL + ER	OC BB EL EL + ER OC + EL + ER













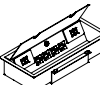
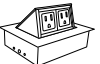



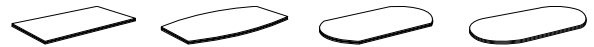
# 48"x144" TOPS

For General Location Information See Pages 221 to 222; For Exact Measurements of Locations See Page 223.

## 48X144 TOP LOCATIONS AVAILABLE BY BASE & MODULE COMBINATION

**OC** On Center      **CL** Left of Center      **EL** End Left      **ML** Middle Left  
**BB** Between Bases (requires 2 modules)      **CR** Right of Center      **ER** End Right      **MR** Middle Right

	METAL BASE 	STRUT LEGS 	CYLINDER 	RECTANGLE 	RECTANGULAR BOX W/DOOR 	CANOE 	V-CAPPED 	FLAT-CAPPED 
<b>GROMMET</b> 	BB	BB CL CL + CR EL EL + ER CL + EL + ER CL + CR + EL + ER	BB CL CL + CR EL EL + ER CL + EL + ER CL + CR + EL + ER	BB CL CL + CR EL EL + ER CL + EL + ER CL + CR + EL + ER	BB EL EL + ER	BB EL EL + ER	BB CL CL + CR EL EL + ER CL + EL + ER CL + CR + EL + ER	BB CL CL + CR EL EL + ER CL + EL + ER CL + CR + EL + ER
<b>POWER &amp; DATA VAULT</b> 	BB	BB CL CL + CR EL EL + ER CL + EL + ER CL + CR + EL + ER	OC BB EL EL + ER OC + EL + ER	BB CL CL + CR EL EL + ER CL + EL + ER CL + CR + EL + ER	BB	BB	BB	BB
<b>OASIS MINI</b> 	BB	BB CL CL + CR EL EL + ER CL + EL + ER CL + CR + EL + ER	BB	BB CL CL + CR EL EL + ER CL + EL + ER CL + CR + EL + ER	BB	BB	BB	BB
<b>INTERACT</b> 	BB	BB CL CL + CR EL EL + ER CL + EL + ER CL + CR + EL + ER	OC BB EL EL + ER OC + EL + ER	BB CL CL + CR EL EL + ER CL + EL + ER CL + CR + EL + ER	OC BB	BB	OC BB EL EL + ER OC + EL + ER	OC BB EL EL + ER OC + EL + ER
<b>INTRFC1</b> 	BB	BB CL CL + CR EL EL + ER CL + EL + ER CL + CR + EL + ER	OC BB EL EL + ER OC + EL + ER	BB CL CL + CR EL EL + ER CL + EL + ER CL + CR + EL + ER	BB	BB	OC BB EL EL + ER OC + EL + ER	OC BB EL EL + ER OC + EL + ER
<b>POWER 440</b> 	BB	BB CL CL + CR EL EL + ER CL + EL + ER CL + CR + EL + ER	BB CL CL + CR EL EL + ER CL + EL + ER CL + CR + EL + ER	BB CL CL + CR EL EL + ER CL + EL + ER CL + CR + EL + ER	BB EL EL + ER	BB	BB CL CL + CR EL EL + ER CL + EL + ER CL + CR + EL + ER	BB CL CL + CR EL EL + ER CL + EL + ER CL + CR + EL + ER
<b>DPORT4A</b> 	BB	BB CL CL + CR EL EL + ER CL + EL + ER CL + CR + EL + ER	OC BB EL EL + ER OC + EL + ER	BB CL CL + CR EL EL + ER CL + EL + ER CL + CR + EL + ER	OC BB	BB	OC BB EL EL + ER OC + EL + ER	OC BB EL EL + ER OC + EL + ER













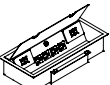




# 48"x168" TOPS

For General Location Information See Pages 221 to 222; For Exact Measurements of Locations See Page 223.

## 48X168 TOP LOCATIONS AVAILABLE BY BASE & MODULE COMBINATION

**OC** On Center      **CL** Left of Center      **EL** End Left      **ML** Middle Left  
**BB** Between Bases (requires 2 modules)      **CR** Right of Center      **ER** End Right      **MR** Middle Right

	METAL BASE 	STRUT LEGS 	CYLINDER 	RECTANGLE 	RECTANGULAR BOX W/DOOR 	CANOE 	V-CAPPED 	FLAT-CAPPED 
<b>GROMMET</b> 	BB	CL CL + CR EL EL + ER CL + EL + ER CL + CR + EL + ER	BB CL CL + CR EL EL + ER CL + EL + ER CL + CR + EL + ER	BB CL CL + CR EL EL + ER CL + EL + ER CL + CR + EL + ER	BB EL EL + ER	BB EL EL + ER	BB CL CL + CR EL EL + ER CL + EL + ER CL + CR + EL + ER	BB CL CL + CR EL EL + ER CL + EL + ER CL + CR + EL + ER
<b>POWER &amp; DATA VAULT</b> 	BB	OC* CL CL + CR EL EL + ER CL + EL + ER CL + CR + EL + ER	OC BB EL EL + ER OC + EL + ER	BB CL CL + CR EL EL + ER CL + EL + ER CL + CR + EL + ER	BB	BB	BB	BB
<b>OASIS MINI</b> 	BB	OC* CL CL + CR EL EL + ER CL + EL + ER CL + CR + EL + ER	BB	BB CL CL + CR EL EL + ER CL + EL + ER CL + CR + EL + ER	BB	BB	BB	BB
<b>INTERACT</b> 	BB	OC* CL CL + CR EL EL + ER CL + EL + ER CL + CR + EL + ER	OC BB EL EL + ER OC + EL + ER	BB CL CL + CR EL EL + ER CL + EL + ER CL + CR + EL + ER	OC BB	BB	OC BB EL EL + ER OC + EL + ER	OC BB EL EL + ER OC + EL + ER
<b>INTRFC1</b> 	BB	OC* CL CL + CR EL EL + ER CL + EL + ER CL + CR + EL + ER	OC BB EL EL + ER OC + EL + ER	BB CL CL + CR EL EL + ER CL + EL + ER CL + CR + EL + ER	BB	BB	OC BB EL EL + ER OC + EL + ER	OC BB EL EL + ER OC + EL + ER
<b>POWER 440</b> 	BB	OC* CL CL + CR EL EL + ER CL + EL + ER CL + CR + EL + ER	BB CL CL + CR EL EL + ER CL + EL + ER CL + CR + EL + ER	BB CL CL + CR EL EL + ER CL + EL + ER CL + CR + EL + ER	BB EL EL + ER	BB	BB CL CL + CR EL EL + ER CL + EL + ER CL + CR + EL + ER	BB CL CL + CR EL EL + ER CL + EL + ER CL + CR + EL + ER
<b>DPORT4A</b> 	BB	OC* CL CL + CR EL EL + ER CL + EL + ER CL + CR + EL + ER	OC BB EL EL + ER OC + EL + ER	BB CL CL + CR EL EL + ER CL + EL + ER CL + CR + EL + ER	OC BB	BB	OC BB EL EL + ER OC + EL + ER	OC BB EL EL + ER OC + EL + ER
















\* Works on all tops except Racetrack Shaped.



# 48"x192" TOPS

For General Location Information See Pages 221 to 222; For Exact Measurements of Locations See Page 223.

## 48X192 TOP LOCATIONS AVAILABLE BY BASE & MODULE COMBINATION

	<b>METAL BASE</b> 	<b>STRUT LEGS</b> 	<b>CYLINDER</b> 	<b>RECTANGLE</b> 	<b>RECTANGULAR BOX W/DOOR</b> 	<b>CANOE</b> 	<b>V-CAPPED</b> 	<b>FLAT-CAPPED</b> 
	<b>OC</b> On Center <b>BB</b> Between Bases (requires 2 modules)	<b>CL</b> Left of Center <b>CR</b> Right of Center	<b>EL</b> End Left <b>ER</b> End Right	<b>ML</b> Middle Left <b>MR</b> Middle Right				
<b>GROMMET</b> 	BB ML + MR	CL or EL CL + CR EL + ER ML + MR CL + EL + ER CL + ML + MR CL + CR + EL + ER CL + CR + ML + MR	BB, CL or EL CL + CR EL + ER ML + MR CL + EL + ER CL + ML + MR CL + CR + EL + ER CL + CR + ML + MR	CL or EL CL + CR EL + ER ML + MR CL + EL + ER CL + ML + MR CL + CR + EL + ER CL + CR + ML + MR	BB EL EL + ER ML + MR	BB EL EL + ER ML + MR	BB, CL or EL CL + CR EL + ER ML + MR CL + EL + ER CL + ML + MR CL + CR + EL + ER CL + CR + ML + MR	BB, CL or EL CL + CR EL + ER ML + MR CL + EL + ER CL + ML + MR CL + CR + EL + ER CL + CR + ML + MR
<b>POWER &amp; DATA VAULT</b> 	BB ML + MR	OC, CL or EL CL + CR EL + ER ML + MR CL + EL + ER CL + ML + MR CL + CR + EL + ER CL + CR + ML + MR	OC BB EL EL + ER OC + EL + ER	CL or EL CL + CR EL + ER ML + MR CL + EL + ER CL + ML + MR CL + CR + EL + ER CL + CR + ML + MR	BB ML + MR	BB ML + MR	BB ML + MR	BB ML + MR
<b>OASIS MINI</b> 	BB ML + MR	OC, CL or EL CL + CR EL + ER ML + MR CL + EL + ER CL + ML + MR CL + CR + EL + ER CL + CR + ML + MR	BB ML + MR	CL or EL CL + CR EL + ER ML + MR CL + EL + ER CL + ML + MR CL + CR + EL + ER CL + CR + ML + MR	BB ML + MR	BB ML + MR	BB ML + MR	BB ML + MR
<b>INTERACT</b> 	BB ML + MR	OC, CL or EL CL + CR EL + ER ML + MR CL + EL + ER CL + ML + MR CL + CR + EL + ER CL + CR + ML + MR	OC BB EL EL + ER ML + MR OC + EL + ER OC + ML + MR	CL or EL CL + CR EL + ER ML + MR CL + EL + ER CL + ML + MR CL + CR + EL + ER CL + CR + ML + MR	OC BB ML + MR	BB ML + MR	OC BB EL EL + ER ML + MR OC + EL + ER	OC BB EL EL + ER ML + MR OC + EL + ER
<b>INTRFC1</b> 	BB ML + MR	OC, CL or EL CL + CR EL + ER ML + MR CL + EL + ER CL + ML + MR CL + CR + EL + ER CL + CR + ML + MR	OC BB EL EL + ER ML + MR OC + EL + ER OC + ML + MR	CL or EL CL + CR EL + ER ML + MR CL + EL + ER CL + ML + MR CL + CR + EL + ER CL + CR + ML + MR	BB ML + MR	BB ML + MR	OC BB EL EL + ER ML + MR OC + EL + ER	OC BB EL EL + ER ML + MR OC + EL + ER
<b>POWER 440</b> 	BB ML + MR	OC, CL or EL CL + CR EL + ER ML + MR CL + EL + ER CL + ML + MR CL + CR + EL + ER CL + CR + ML + MR	BB, CL or EL CL + CR EL + ER ML + MR CL + EL + ER CL + ML + MR CL + CR + EL + ER CL + CR + ML + MR	CL or EL CL + CR EL + ER ML + MR CL + EL + ER CL + ML + MR CL + CR + EL + ER CL + CR + ML + MR	BB EL EL + ER ML + MR	BB ML + MR	BB, CL or EL CL + CR EL + ER ML + MR CL + EL + ER CL + ML + MR CL + CR + EL + ER CL + CR + ML + MR	BB, CL or EL CL + CR EL + ER ML + MR CL + EL + ER CL + ML + MR CL + CR + EL + ER CL + CR + ML + MR
<b>DPORT4A</b> 	BB ML + MR	OC, CL or EL CL + CR EL + ER ML + MR CL + EL + ER CL + ML + MR CL + CR + EL + ER CL + CR + ML + MR	OC BB EL EL + ER ML + MR OC + EL + ER OC + ML + MR	CL or EL CL + CR EL + ER ML + MR CL + EL + ER CL + ML + MR CL + CR + EL + ER CL + CR + ML + MR	OC BB ML + MR	BB ML + MR	OC BB EL EL + ER ML + MR OC + EL + ER	OC BB EL EL + ER ML + MR OC + EL + ER



## ORDERING INFORMATION

All orders should be emailed to [neworders@indianafurniture.com](mailto:neworders@indianafurniture.com). Orders can be faxed to 812-482-9035 or mailed to:

Indiana Furniture  
P.O. Box 270  
1224 Mill Street  
Jasper, IN 47547-0270

## ORDER PROCEDURE

All orders must include purchase order number, billing address, ship-to address and phone number, and any special instructions.

When ordering casegoods or tables, give complete quantity, model number, finish and any other options.

When ordering seating, give complete quantity, model number, finish, fabric and any other options.

Within each series, an example of "How to Order" is illustrated at the beginning of each series section. For further clarification of order procedure, contact Customer Service.

## PRICING

All prices shown are suggested retail prices F.O.B. Point of Origin, freight prepaid and allowed to one continental US destination. Prices, specifications and materials are subject to change without notice. Possession and/or distribution of this price list does not in itself constitute an offer to sell. Orders can be received only from authorized Indiana Furniture dealers. Orders will be billed at prices prevailing at time of shipment, unless acknowledged prior to the effective date of the price change, in which case billing will be at the price acknowledged.

## ACKNOWLEDGMENT

All orders will be acknowledged promptly, showing how the order was entered, its approximate shipping date and other pertinent information. This acknowledgment is the final agreement between the customer and Indiana Furniture and is the exclusive statement of the terms thereof. Please examine this acknowledgment carefully and advise Indiana Furniture immediately of any discrepancies.

## BUYER'S OBLIGATION: RIGHTS OF SELLER

If Indiana Furniture shall at any time doubt Buyer's financial responsibility, Indiana Furniture may decline to make shipments hereunder except upon receipt of cash payment in advance or security or other proof of responsibility satisfactory to Indiana Furniture. If buyer fails in any way to fulfill the terms and conditions set forth herein, Indiana Furniture may defer shipments until such default is corrected. Remedies provided herein shall be in addition to, and not in lieu of other remedies. Buyer agrees to abide by payment terms as listed on invoice. Buyer shall pay all reasonable costs and expenses, including attorney and collection fees, and late fees, incurred by Seller in connection with any amounts due for goods ordered.

## CANCELLATIONS AND CHANGES

Due to immediate production on build-to-order items, all orders are considered firm and are not subject to cancellation or change without approval from Indiana Furniture. All approved changes are subject to additional charges and revised lead times.

## PRODUCT DESIGN AND SPECIFICATION CHANGES

Indiana Furniture reserves the right to make changes in design and construction or discontinue products without prior notice.

## REPAIR CHARGES

Indiana Furniture will only pay repair charges if Customer Service gives prior written authorization. No repair charge will be paid without advance approval at which time you will be issued a repair authorization number that will allow you to invoice Indiana Furniture for the completed work.

## WAREHOUSE STORAGE CHARGES

If a shipment is held beyond 14 calendar days at your request, a **.067% per calendar day** (2% per month) storage charge will be assessed. The effective date will be 14 calendar days after the acknowledged ship date. Further, the prices applied to the order will be those in effect at the time of shipment.

## DAMAGED MERCHANDISE

The consignee is responsible for filing claims with the carrier for damage and shortages. Claims for both obvious and concealed damage must be filed within 15 calendar days, and the damaged merchandise must not have been moved from the original receiving location. All damaged merchandise, including the cartons and packing materials, must be retained for inspection by either the carrier or by an Indiana Furniture Sales Representative. Indiana Furniture reserves the right to select the most cost effective way to repair or replace the damaged item. Once you have notified the carrier, please contact Customer Service for further assistance.

**Obvious Damage/Missing Cartons** — Do not refuse merchandise damaged in transit. Indiana Furniture recommends the consignee inspect all merchandise upon arrival. If a shipment is received damaged or short, note all information on carrier's copy and your copy of freight bill and delivery receipt. Notify the delivering carrier and file a claim immediately. Pending the results of your claim, either Indiana Furniture or the carrier will cover 100% of the cost to repair or replace the damaged or missing item.

**Concealed Damage** — If concealed damage is discovered, notify the delivering carrier at once and request an inspection. This must be done within 15 calendar days of delivery. If the carrier will not perform the inspection, you should prepare an affidavit that you contacted them, noting the time and date, and that they failed to comply with your request. This, along with the other papers in your possession, will support the claim. Pending the results of your claim, the cost to repair or replace the item will be covered 1/3 by the carrier and 2/3 by Indiana Furniture for shipments less than a full truckload and 100% by Indiana Furniture for shipments of full truck loads.

## RETURN MERCHANDISE

Merchandise will not be accepted for return without a RGA (Return Goods Authorization) issued by Indiana Furniture. We will consider issuing RGAs for the following reasons:

1. Manufacturing defect (inspected by Indiana Furniture representative)
2. Indiana Furniture order processing error
3. Shipping error
4. Mis-marked cartons
5. Duplicated shipments

If you have any questions as to whether your reason for return qualifies for consideration, please contact your Customer Service Representative. Merchandise must be returned within 60 days of the RGA issued date, or within 60 days upon receipt of replacement product to receive credit. Returns due to mis-marked cartons must also be returned in the original cartoning, with shipping labels intact, to receive credit.

**All merchandise being returned must be properly packed and protected to ensure no further damage is incurred during transportation back to an Indiana Furniture facility. Upon receipt, all returned merchandise will be thoroughly inspected and the results compared to the reason for return stated on the RGA. Any discrepancies, such as additional damage, signs of usage, missing parts, etc., will result in an adjustment to the amount of credit issued.**

## DELIVERY AND FREIGHT CHARGES

All shipments are F.O.B. Point of Origin, Jasper, IN, freight prepaid and allowed dock to dock on 53' trailer. Ownership and responsibility of the merchandise becomes that of the buyer upon delivery to the freight company. Shipments into Alaska, Hawaii, Canada, Mexico, Puerto Rico and other exports are freight prepaid and allowed to port of exit.

Indiana Furniture reserves the right to select the most appropriate carrier and routing on all shipments. Indiana Furniture will attempt to accommodate requests for favored carriers and delivery times. Deliveries requested Monday through Thursday, after 3pm, will be assessed a \$300 per truck after hours fee. Deliveries requested after 3pm on Friday or on weekends, will be assessed a \$600 per truck weekend delivery fee.

Inside delivery and installation services are not included in the pricing shown. Any deviation from dock-to-dock delivery, such as but not limited to, non-dock, residential, or inside delivery must be specified on the order. Should these services be requested or required, all charges incurred will be charged to the "Sold To" of the order.

Shipments totaling less than \$2000 (net value, product only) will be assessed a small order fee of \$200 Net per shipment. This fee will be waived for items shipped via small package carriers.

## BIFMA AND ANSI TESTING

Indiana Furniture is a member of the Business and Institutional Furniture Manufacturer's Association (BIFMA). Tests developed by the BIFMA and approved by the American National Standards Institute (ANSI) determine the strength and durability of casegoods and seating in its everyday use. Although this testing does not serve as a warranty or guarantee, Indiana Furniture products within this price list have been tested by an independent verifying body and meet or exceed applicable BIFMA and ANSI standards.

Subject to the limitations set forth in this warranty, Indiana Furniture Industries, Inc. (“**Indiana Furniture**”) warrants to the original purchaser all product in this price list (“**Product**”) to be free from defects in material and workmanship given normal use for a 12-year period from the date of manufacture. During the applicable warranty period, Indiana Furniture, as its sole obligation, will repair or replace (in Indiana Furniture’s sole discretion) any Product, part, or component covered by this warranty and sold after December 6, 2021, which fails under normal use as a result of a defect in material or workmanship. Normal use is defined as the equivalent of a single shift, 40-hour work week. Indiana Furniture will repair or replace the defective Product, part, or component with a comparable Product, part, or component.

**Warranty periods are limited** for certain Products and parts as follows:

**12-year Warranty** (from the date of manufacture)

- Seating Mechanisms
- Veneers
- Laminates
- Casters and Glides

**7-year Warranty** (from the date of shipment)

- Pneumatic Table Lift
- Electric Table Lift

**5-year Warranty** (from the date of manufacture)

- Triple Play Series
- Electrical Components
- Pneumatic Cylinders
- Textiles, Foam, and Decorative Trim
- Swivel Arm Pads
- Keyboard Kits
- Lighting
- All Height Adjustable Mechanisms

**3-year Warranty** (from date of shipment)

- Dock 950 Wireless Charger
- Dock 150 Wireless and USB Charger

**THIS WARRANTY DOES NOT COVER:**

- Damage caused by a carrier or third party
- Normal or routine wear and tear
- Appearance, durability, quality, behavior, colorfastness, or any other attribute of customer’s own materials or any non-standard Indiana Furniture material (including CF Stinson, Maharam, Momentum, Mayer, UltraFabrics, Architex, and other alliance programs) specified by the customer and applied to a Product
- Color, grain or texture of wood, laminate and other covering materials
- Changes in wood or fabric color due to aging or exposure to light

As the manufacturer of the Product, Indiana Furniture stands behind its craftsmanship and pledges to do everything it can to reasonably resolve, as quickly as possible, any problems you may have with the Product within the terms and conditions of this warranty.

































If you encounter a defect covered by the foregoing warranty, contact the dealer from whom you purchased the Product. If the dealer is unable to resolve your warranty issues, you should contact Indiana Furniture. Please ensure that you have all of the pertinent facts when contacting the dealer or Indiana Furniture, including the model number and factory order number from the inspection label attached to the Product.

INDIANA FURNITURE IS NOT PROVIDING, AND SPECIFICALLY DISCLAIMS, ANY OTHER WARRANTIES FOR THE PRODUCTS, EXPRESS OR IMPLIED, INCLUDING ANY IMPLIED WARRANTY OF MERCHANTABILITY OR FITNESS FOR A PARTICULAR PURPOSE. INDIANA FURNITURE SHALL NOT BE LIABLE TO THE PURCHASER OR ANY THIRD PARTY FOR CONSEQUENTIAL, INCIDENTAL, INDIRECT, OR SPECIAL DAMAGES, INCLUDING, WITHOUT LIMITATION, DAMAGES ARISING OUT OF OR RESULTING IN ANY MALFUNCTIONS, DELAYS, LOSS OF PROFIT, INTERRUPTION OF BUSINESS, PERSONAL INJURY, BODILY INJURY, DEATH, DISMEMBERMENT, OR PROPERTY DAMAGE.

Indiana Furniture Industries, Inc.  
Attn: Customer Service  
1224 Mill Street, P.O. Box 270  
Jasper, Indiana 47547-0270  
800.422.5727  
Fax 812.482.9035  
custserv@indianafurniture.com

# Surface Materials

## Wood Finishes and Woodgrain, Solid, and Patterned Laminates

					
<b>Beigewood (BW)</b> TFL, HPL, Seating*	<b>Sugar Maple (SM)</b> Veneer, TFL, HPL, Seating	<b>Oak Riftwood (ORW)</b> Veneer*, TFL, HPL, Seating*	<b>Sunglow Walnut (SW)</b> Veneer, Seating	<b>Fawn Oak (FO)</b> Veneer*, Seating*	<b>Weathered Ash (WTA)</b> Veneer*, TFL, HPL, Seating*
					
<b>Smoky Brown Pear (SBP)</b> Veneer, TFL, HPL, Seating*	<b>Asian Night (AS)</b> Veneer, TFL, HPL, Seating	<b>Studio Teak (TK)</b> TFL, HPL, Seating	<b>Pinnacle Walnut (PNW)</b> TFL, HPL, Seating	<b>Tavern Teak (TT)</b> Veneer, Seating*	<b>Harvest Maple (HVM)</b> Veneer, TFL, HPL, Seating*
					
<b>Medium Oak (MO)</b> Veneer*, Seating*	<b>Golden Cherry (GC)</b> Veneer, TFL, HPL, Seating	<b>Legacy Walnut (LW)</b> Veneer, Seating	<b>Artisan Walnut (AW)</b> Veneer, Seating	<b>Shaker Cherry (SKC)</b> Veneer, TFL, HPL, Seating	<b>Select Cherry (SCH)</b> Veneer, TFL, HPL, Seating
					
<b>Williamsburg Cherry (WC)</b> Veneer, TFL, HPL, Seating	<b>Harvest Walnut (HW)</b> Veneer, Seating	<b>Dark Cherry (DC)</b> Veneer, Seating	<b>Mahogany Walnut (MW)</b> Veneer, TFL, HPL, Seating	<b>Columbian Walnut (CO)</b> Veneer, TFL, HPL, Seating	<b>Dark Forest Walnut (DFW)</b> Veneer, Seating*
					
<b>Espresso (EW/EF)</b> Veneer, TFL, HPL, Seating	<b>Designer White (WH)</b> TFL, HPL, Seating	<b>White Sand (WHS)</b> TFL, HPL	<b>Fashion Grey (FHG)</b> TFL, HPL	<b>Pepperdust (PPD)</b> TFL, HPL	<b>Slate Grey (SG)</b> TFL, HPL
					
<b>Black (BL)</b> TFL, HPL, Seating	<b>Pewter Mesh (PTM)</b> HPL (training tables only)	<b>Steel Mesh (STM)</b> HPL (training tables only)			

\* Finish is Low Sheen

## Metal Options

					
<b>Oyster White (OYST)</b>	<b>Sugar Cookie (SUGC)</b>	<b>Aluminum (ALUM)</b>	<b>Chrome (CHRM)</b>	<b>Mist (MIST)</b>	<b>Black (BLK) / Noir (NOIR)</b>






## Square One Wood Finishes

				
<b>Aspen White (AWH)</b>	<b>Natural Beech (NB)</b>	<b>Truffle Rain (TR)</b>	<b>Orchard (OR)</b>	<b>Ember Gray (EG)</b>

## Square One Acrylic Options

				
<b>Frosted (FSTA)</b>	<b>Raffia (RAFA)</b>	<b>Tinsel (TNSA)</b>	<b>Twigwork (TGWA)</b>	<b>Woven (WOVA)</b>

## Square One Acoustic Options

				
<b>Milky (MLK)</b>	<b>Taupe (TPE)</b>	<b>Grey (GRY)</b>	<b>Ash (ASH)</b>	<b>Black (BLK)</b>

**8% Price Increase Effective Feb 14**

Colors represented are high-resolution reproductions and may vary slightly from the actual product. To see actual colors, please visit our website or contact our Sales team or order online at [www.indianafurniture.com](http://www.indianafurniture.com). Graining and finish colors may vary, yet will continue to complement, across Veneer, HPL, TFL, and Seating products due to the inherent differences of these materials.

# Indiana<sup>®</sup> FURNITURE

1224 Mill Street  
PO Box 270  
Jasper, Indiana 47547-0270

Tel 812.482.5727  
Tol 800.422.5727  
Fax 812.482.9035  
sales@indianafurniture.com  
www.indianafurniture.com

Federal Classification: Small Business

8% Price Increase Effective Feb 14

