

NEW PRICING FEBRUARY 14

Effective February 14, 2022,
Indiana Furniture will incur
an **8% price increase** on all
models and options.

Tables + Space Division

PRICING EFFECTIVE DECEMBER 6, 2021

Indiana
FURNITURE

Being over a century old hasn't slowed us down! Sure, we are still the reliable, ethical company that was born in southern Indiana, steeped in quality, craftsmanship, and service. But have you seen our latest introductions? We are making a splash with design and challenging the concept of modern offices. Go ahead. Take a look. You know you want to.

Social Responsibility

We've been making wood furniture longer than just about anyone...and we want to be doing so for a long time to come. That's a large part of why we take a stewardship approach to our resources. We believe that environmental sustainability and business profits need not be mutually exclusive. They can and should exist side by side in a mutually beneficial relationship. And for more than a century, we've been showing how it's done.

We've proven our commitment to a sustainable future by supporting the standards and programs that protect our home planet and human health. Whether it's local sourcing, reducing contaminants, implementing wellness and safety programs, or diverting waste from landfills, social responsibility is a part of every decision we make at Indiana Furniture.

One of the surest ways to reduce our impact on the planet is to make and buy things that last. And this one's a natural for us. Our products are made with craftsmanship and attention to detail that are a part of our more than a century-long legacy in wood manufacturing. And our products are backed by our 12-year warranty, which facilitates maintenance, servicing and reassembly.

All of our product lines:

- Are manufactured and assembled in the USA,
- Meet or exceed Indoor Air quality standards*,
- Meet or exceed BIFMA level® Sustainability standards and certification*,
- Conform to the BIFMA Compliance standards*,
- Comply with TSCA Title VI (CARB) standards,
- and can contribute to U.S. Green Building's LEED Program.

To learn more, simply go to www.IndianaFurniture.com/resources.



Ease of Specification

Whether you're looking to specify your office spaces or simply to visualize them in the options and surface materials you are desiring, we make it easy. You can find the entire Indiana Furniture portfolio on the following third-party, space-planning platforms.



* Recently launched or new products may still be in testing; Cush Pillows is currently not BIFMA Compliant due to no available compliance test.

Traditional components echo history and create timeless foundations for meeting rooms that complement our Jefferson and Arlington casegoods collections, and Cameo and Jefferson Reception options. Facilitate presentations with lecterns and visual presentation boards. Mobile serving carts and buffet height credenzas provide additional in-room utility.

CONSTRUCTION

Cameo Tables and Components feature your choice of either a Veneer or HPL top, Veneer bases, and Veneer chassis (where applicable).

VENEERS

- Veneers on exposed surfaces are select grade sliced American Black Walnut and are carefully selected and matched to assure proper balance and consistency

LAMINATES

- Exposed surfaces are produced from wood grained laminates fused to a particle-board core
- Each laminate offers lasting beauty, superior resistance to normal wear, and easy maintenance

TOPS

- Wood Veneer tops are 5-ply balanced construction and High Pressure Laminate (HPL) tops are 3-ply balanced construction
- Tops are 1 $\frac{3}{16}$ " thick with solid hardwood rims
- All buffets, credenzas, serving carts, video cabinets, and storage/wardrobe cabinets are shaped on user side only
- Grain direction runs left to right unless otherwise noted

CHASSIS

- Tops and end panels are securely fastened using high quality
- European fastening systems to ensure maximum strength
- All units are equipped with heavy-duty, adjustable glides to ensure proper leveling and compensation for uneven floors

DRAWERS

- All drawer fronts are standard with elegant vertically matched walnut veneer faces
- Drawers feature 5-sided construction with $\frac{3}{4}$ " 3-ply fronts, $\frac{7}{16}$ " thick hardwood sides and $\frac{5}{32}$ " hardboard bottoms
- Units with 36" wide file drawers feature $\frac{1}{4}$ " thick drawer bottoms for maximum storage strength
- Drawer interiors are sanded, sealed, and finished to provide for a smooth, quality feel and appearance
- All drawers feature full extension, progressive action slides with precision steel ball bearings
- Box and file drawers are tested for 100lb capacity
- Lateral files are tested for 200lb capacity
- All suspensions have a limited lifetime warranty

STORAGE

- All hinged doors include soft close hinges, unless otherwise noted
- One piece hinge and base plate combination
- Soft close hinges reduce stress placed on the cabinet when the door is closed and offers a quiet closure

LOCKING

- All units with file drawers feature locking
- Removable lock cylinders allow for units to be re-keyed at a later date if required
- Units are shipped randomly keyed as standard. Keyed alike units available upon request at no additional charge.
- Keyed alike units available upon request at no additional charge
- Lock cores match pull color

INTERIOR DRAWER DIMENSIONS & FILING CAPABILITIES

Models

91-2472BFD 91-2436SV

Drawers

Box

W


14 $\frac{17}{32}$ "

L

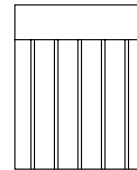
19 $\frac{1}{4}$ "

D

3 $\frac{21}{32}$ "



Legal Front to Back



Legal Side to Side

Models

91-2436BF 91-2472BF

Drawers

Box

W

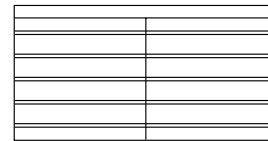
32 $\frac{9}{16}$ "

L

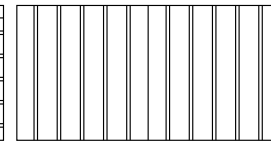
19 $\frac{1}{4}$ "

D

3 $\frac{21}{32}$ "



2 Rows Letter or Legal Front to Back



1 Row Letter or Legal Side to Side

Models

91-2472SBF

Drawers

Box

W


14 $\frac{17}{32}$ "

L

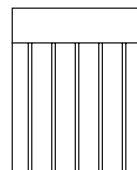
19 $\frac{1}{4}$ "

D

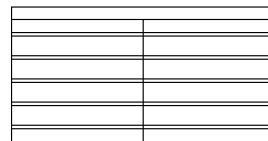
3 $\frac{21}{32}$ "




Legal Front to Back



Legal Side to Side



2 Rows Letter or Legal Front to Back



1 Row Letter or Legal Side to Side

HOW TO ORDER EXAMPLES

	QTY	MODEL NO.	DESCRIPTION	EXAMPLE
TOP	1	91-4296RT	Top Material Finish/Color Edge Profile Grommet/Power/ Data Location	W EW C2 EL
BASES	2	01-2028TB	Finish	EW
PORTS	2	01-OASISMA		
TELECOM PLATE	1	01-ABLAB		
MOBILE CART	1	91-2436SV	Top Material Finish/Color Edge Profile Pull Back Panel Grommet Grommet Color	P EW C2 ALB 1-GRMT Black

VENEER (W) OPTIONS

Veneer features UVAdvantage, an ultra-violet finish, on all exposed surfaces by utilizing roll-coat UV technology

AW	Artisan Walnut	HW	Harvest Walnut
CO	Columbian Walnut	LW	Legacy Walnut
DFW	Dark Forest Walnut	MW	Mahogany Walnut
EW	Espresso		


HPL (P) LAMINATE

WOODGRAIN

CO	Columbian Walnut	MW	Mahogany Walnut
EW	Espresso		

EDGE PROFILES

C2	Jefferson
R	Arlington



Jefferson (C2) Arlington (R)

PULL OPTIONS

ARA	Arlington A, Brass	ALB	Liberty, Aluminum
ARB	Arlington B, Brass	WLM	Wilmington, Brass
JEF	Jefferson, Brass		

Arlington A (ARA) Antique Brass - 5/4"	Arlington B (ARB) Antique Brass - 5/4"	Jefferson (JEF) Antique Brass - 5/4"
Wilmington (WLM) Antique Brass - 5/4"	Liberty (ALB) Aluminum - 4/4"	

GROMMET/POWER/DATA OPTIONS & LOCATIONS

See Options on Pages 55 to 60; See Locations Starting on Page 230

LOCKING DOORS

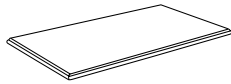
Locking doors are available on specific units, where noted. You must specify WITH LOCKING when ordering and add upcharge.

72"W Units	\$	90
36"W Units	\$	71
18"W Units	\$	54

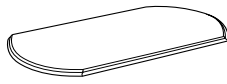
CERTIFICATIONS & COMPLIANCE

- ETL Environmental Certification
- BIFMA level® Certified
- BIFMA Compliant® Certified
- TSCA Title VI (formerly CARB) Compliance
- US Green Building's LEED® Contribution

Tops/Shapes



Rectangular (See Page 48)



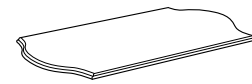
Arc Rectangular (See Page 48)



Racetrack (See Page 49)

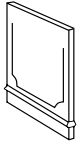


Boat-Shaped (See Page 49)

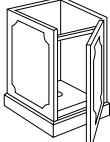


Wave-Rectangular (See Page 50)

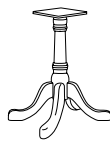
Bases



Rectangular
(See Page 50)




Square
(See Page 51)

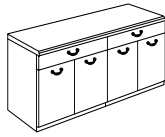


Queen Anne Base
(See Page 51)

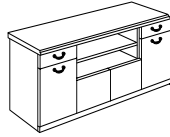
Storage Components




Two Door Buffet w/Drawer
(See Page 52)



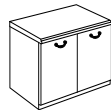
Four Door Buffet w/2 Drawers
(See Page 52)



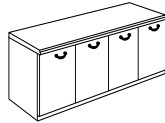
Four Door Buffet w/2 Drawers
& Open Storage (See Page 52)



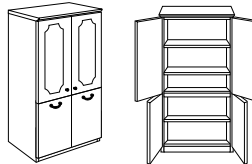
Four Door Buffet w/3 Drawers
(See Page 52)



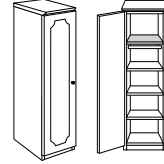
Two Door Credenza
(See Page 53)



Four Door Credenza
(See Page 53)



Storage Cabinet Double Doors
(See Page 53)



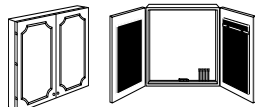
Wardrobe/Storage Cabinet
(See Page 53)



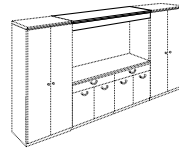
Mobile Serving Cart
(See Page 54)



Lectern Stand
(See Page 54)

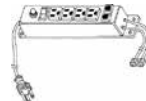
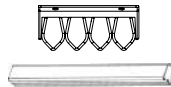


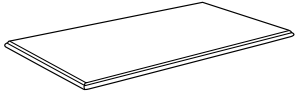
Visual Board
(See Page 54)



Visor Rail
(See Page 54)

Wire Management & Power/Data Accessories (Starting on Page 55)



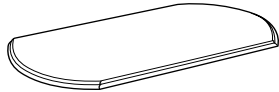
Item	Model No.	W	D	H	Ship Wt	Cubic Ft	List Price
	192" or 16' - 2 Piece Tops						
	91-48192RT	192	48	1 1/16	375	15.5	P\$ 6091 W\$ 7658
	168" or 14' - 2 Piece Tops						
	91-48168RT	168	48	1 1/16	325	13.6	P\$ 6005 W\$ 7136
	144" or 12' - 2 Piece Tops						
	91-48144RT	144	48	1 1/16	275	12.3	P\$ 5050 W\$ 5921
	120" or 10' - 2 Piece Tops						
	91-48120RT	120	48	1 1/16	225	10.3	P\$ 4526 W\$ 5221
	96" or 8' - 1 Piece Top						
	91-4296RT	96	42	1 1/16	180	9.4	P\$ 3396 W\$ 3916
	72" or 6' - 1 Piece Top						
	91-3672RT	72	36	1 1/16	100	6.2	P\$ 2210 W\$ 2609

Must Specify (in this order):

- Model #
- Top Material
- Finish/Color
- Edge Profile
- Grommet/Power/Data Location

Description

- Grain Runs the Width of the Table
- Heavy-Duty Ganging Mechanisms Connect Two (2) Piece Tops
- See Bases and Number Required For Each Top Size, Starting on Page 50; Must Order Separately
- Optional Grommets and Power/Data; Locations Available Starting on Page 230, Options Available Starting on Page 55

Item	Model No.	W	D	H	Ship Wt	Cubic Ft	List Price
	192" or 16' - 2 Piece Tops						
	91-48192AR	192	48	1 1/16	375	15.5	P\$ 6441 W\$ 8006
	168" or 14' - 2 Piece Tops						
	91-48168AR	168	48	1 1/16	325	13.6	P\$ 6354 W\$ 7484
	144" or 12' - 2 Piece Tops						
	91-48144AR	144	48	1 1/16	275	12.3	P\$ 5396 W\$ 6265
	120" or 10' - 2 Piece Tops						
	91-48120AR	120	48	1 1/16	225	10.3	P\$ 4874 W\$ 5571
	96" or 8' - 1 Piece Top						
	91-4296AR	96	42	1 1/16	180	9.4	P\$ 3829 W\$ 4350
	72" or 6' - 1 Piece Top						
	91-3672AR	72	36	1 1/16	100	6.2	P\$ 2439 W\$ 2837

Must Specify (in this order):


- Model #
- Top Material
- Finish/Color
- Edge Profile
- Grommet/Power/Data Location

Description

- Grain Runs the Width of the Table
- Heavy-Duty Ganging Mechanisms Connect (2) Piece Tops
- See Bases and Number Required For Each Top Size, Starting on Page 50; Must Order Separately
- Optional Grommets and Power/Data; Locations Available Starting on Page 230, Options Available Starting on Page 55


W = Veneer P = HPL

For ordering options, see overview at the beginning of this section.

Item	Model No.	W	D	H	Ship Wt	Cubic Ft	List Price
RACETRACK TOPS  <p>Must Specify (in this order): Model # Top Material Finish/Color Edge Profile Grommet/Power/Data Location</p>	192" or 16' - 2 Piece Tops						
	91-48192AT	192	48	1 $\frac{3}{16}$	375	15.5	P\$ 7484 W\$ 9049
	168" or 14' - 2 Piece Tops						
	91-48168AT	168	48	1 $\frac{3}{16}$	325	13.6	P\$ 7224 W\$ 8355
	144" or 12' - 2 Piece Tops						
	91-48144AT	144	48	1 $\frac{3}{16}$	275	12.3	P\$ 6179 W\$ 7050
	120" or 10' - 2 Piece Tops						
	91-48120AT	120	48	1 $\frac{3}{16}$	225	10.3	P\$ 5484 W\$ 6179
	96" or 8' - 1 Piece Top						
	91-4296AT	96	42	1 $\frac{3}{16}$	180	9.4	P\$ 4175 W\$ 4699
	72" or 6' - 1 Piece Top						
	91-3672AT	72	36	1 $\frac{3}{16}$	100	6.2	P\$ 2908 W\$ 3305

Description

- Grain Runs the Width of the Table
- Heavy-Duty Ganging Mechanisms Connect (2) Piece Tops
- See Bases/Legs and Number Required For Each Top Size, Starting on Page 50; Must Order Separately
- Optional Grommets and Power/Data; Locations Available Starting on Page 230, Options Available Starting on Page 55

BOAT-SHAPED TOPS  <p>Must Specify (in this order): Model # Top Material Finish/Color Edge Profile Grommet/Power/Data Location</p>	192" or 16' - 2 Piece Tops						
	91-48192BT	192	48	1 $\frac{3}{16}$	375	15.5	P\$ 7484 W\$ 9049
	168" or 14' - 2 Piece Tops						
	91-48168BT	168	48	1 $\frac{3}{16}$	325	13.6	P\$ 7224 W\$ 8355
	144" or 12' - 2 Piece Tops						
	91-48144BT	144	48	1 $\frac{3}{16}$	275	12.3	P\$ 6179 W\$ 7050
	120" or 10' - 2 Piece Tops						
	91-48120BT	120	48	1 $\frac{3}{16}$	225	10.3	P\$ 5484 W\$ 6179
	96" or 8' - 1 Piece Top						
	91-4296BT	96	42	1 $\frac{3}{16}$	180	9.4	P\$ 4175 W\$ 4699
	72" or 6' - 1 Piece Top						
	91-3672BT	72	36	1 $\frac{3}{16}$	100	6.2	P\$ 2908 W\$ 3305

Description

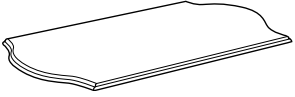
- Grain Runs the Width of the Table
- Heavy-Duty Ganging Mechanisms Connect (2) Piece Tops
- See Bases/Legs and Number Required For Each Top Size, Starting on Page 50; Must Order Separately
- Optional Grommets and Power/Data; Locations Available Starting on Page 230, Options Available Starting on Page 55

W = Veneer P = HPL

For ordering options, see overview at the beginning of this section.

8% Price Increase Effective Feb 14

Cameo Tables 49

Item	Model No.	W	D	H	Ship Wt	Cubic Ft	List Price
WAVE-RECTANGULAR TOPS 	192" or 16' - 2 Piece Tops						
	91-48192WR	192	48	1¾"	375	15.5	P\$ 6441 W\$ 8006
	168" or 14' - 2 Piece Tops						
	91-48168WR	168	48	1¾"	325	13.6	P\$ 6354 W\$ 7484
	144" or 12' - 2 Piece Tops						
	91-48144WR	144	48	1¾"	275	12.3	P\$ 5396 W\$ 6265
	120" or 10' - 2 Piece Tops						
	91-48120WR	120	48	1¾"	225	10.3	P\$ 4874 W\$ 5571
	96" or 8' - 1 Piece Top						
	91-4296WR	96	42	1¾"	180	9.4	P\$ 3829 W\$ 4350
72" or 6' - 1 Piece Top							
	91-3672WR	72	36	1¾"	100	6.2	P\$ 2439 W\$ 2837

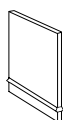
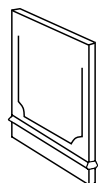
Must Specify (in this order):

- Model #
- Top Material
- Finish/Color
- Edge Profile
- Grommet/Power/Data Location

Description

- Grain Runs the Width of the Table
- Heavy-Duty Ganging Mechanisms Connect (2) Piece Tops
- See Bases and Number Required For Each Top Size, Starting Below; Must Order Separately
- Optional Grommets and Power/Data; Locations Available Starting on Page 230, Options Available Starting on Page 55

**RECTANGULAR BASE
TRADITIONAL**



For Use with 48"D Tops							
01-2428TB	24	2	28½"	38	2.7	W\$	1163
For Use with 42"D or Less Tops							
01-2028TB	20	2	28½"	32	2.3	W\$	1092

Description

- Veneer Panel Base
- Traditional Molding on Outer Side Standard; For No Decorative Molding Option, Must Specify (See Below)
- Stretchers are Included in Pricing; Must Specify Model (See Below)

Molding Option: Specify

NONE	No Decorative Molding	\$	N/C
------	-----------------------	----	-----

Table Width	72"	96"	120"	144"	168"	192"
Number of Bases Required	2	2	3	3	3	5
Stretcher Rail Needed	01-72STR	01-96STR	01-120STR	01-144STR	01-168STR	01-192STR

Note: Molding is applied to one side of outer extreme bases. If 3 or more bases are required, center bases will not have molding on either side.

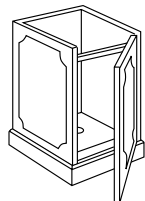
Must Specify (in this order):

- Model # and Quantity
- Finish
- No Molding
- Stretcher Rail

W = Veneer P = HPL

For ordering options, see overview at the beginning of this section.

Item	Model No.	W	D	H	Ship Wt	Cubic Ft	List Price
SQUARE BASE TRADITIONAL	01-2020TSB	20	20	28½	57	8.4	W\$ 1587

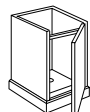


Description

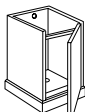
- Panel Access Door Features Soft Close Hinges
- Traditional Molding Standard on All Sides; For No Decorative Molding Option, Must Specify (See Below)
- 2" Wire Management Opening Above Door; 2¾" (60mm) Wire Management Opening in Bottom
- Optional Grommet at Top Edge, Must Specify (See Below)

Options: Specify & Add

NONE	No Decorative Molding	\$	N/C
GCB1S	Grommet at Top Edge One (1) - Factory Installed	\$	60



No Molding Option



Grommet Option

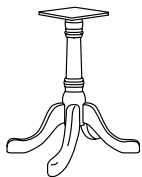
Table Width	72"	96"	120"	144"	168"	192"
Number of Bases Required	2	2	3	3	3	3

Note: Recommended on tables 72"W or Larger. If specified on smaller tables, a ballast must be ordered separately. Contact Customer Service for more information.

Must Specify (in this order):

- Model # and Quantity
- Finish
- No Molding
- Grommet Option

QUEEN ANNE BASE	01-0606QB	22	22	28½	35	10.8	W\$ 1097
-----------------	-----------	----	----	-----	----	------	----------



Description

- Classic Design Detail on Column
- Queen Anne Base Features Multi-Step, Hand-Finished Catalyzed Finish
- Four (4) Legs with Adjustable Glides

Table Width	72"	96"	120"	144"	168"	192"
Number of Bases Required	2	2	3	3	3	5


Must Specify (in this order):

- Model # and Quantity
- Finish

W = Veneer P = HPL

For ordering options, see overview at the beginning of this section.

Item	Model No.	W	D	H	Ship Wt	Cubic Ft	List Price
TWO DOOR BUFFET WITH DRAWER	91-2436BF	36	24	36	189	21.7	P\$ 3290 W\$ 3350


**Description**

- Top Edge Profiled on Approach Side Only; Must Specify Edge Selection
- One (1) Drawer and Storage Behind Two (2) Doors with One (1) Adjustable Shelf

Must Specify (in this order):

Model #
Top Material
Finish/Color
Edge Profile
Pull

FOUR DOOR BUFFET WITH TWO DRAWERS	91-2472BF	72	24	36	342	45.6	P\$ 6250 W\$ 6354
--	-----------	----	----	----	-----	------	----------------------

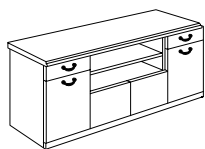
**Description**

- Top Edge Profiled on Approach Side Only; Must Specify Edge Selection
- Two (2) Drawers and Storage Behind Four (4) Doors with Two (2) Adjustable Shelves

Must Specify (in this order):

Model #
Top Material
Finish/Color
Edge Profile
Pull

FOUR DOOR BUFFET WITH TWO DRAWERS AND OPEN STORAGE	91-2472BFD	72	24	36	337	45.6	P\$ 7207 W\$ 7312
---	------------	----	----	----	-----	------	----------------------

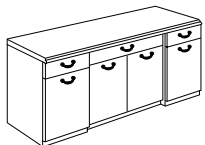
**Description**

- Top Edge Profiled on Approach Side Only; Must Specify Edge Selection
- Two (2) Drawers with Open Storage with One (1) Adjustable Shelf
- Left and Right Storage Behind Doors with One (1) Adjustable Shelf
- Storage Behind Center Doors

Must Specify (in this order):

Model #
Top Material
Finish/Color
Edge Profile
Pull

FOUR DOOR BUFFET WITH THREE DRAWERS	91-2472SBF	72	24	36	362	45.6	P\$ 7207 W\$ 7312
--	------------	----	----	----	-----	------	----------------------

**Description**

- Top Edge Profiled on Approach Side Only; Must Specify Edge Selection
- Three (3) Drawers and Storage Behind Four (4) Doors with Three (3) Adjustable Shelves
- Center Section is Stepped Back


Must Specify (in this order):

Model #
Top Material
Finish/Color
Edge Profile
Pull

W = Veneer P = HPL

For ordering options, see overview at the beginning of this section.

Item	Model No.	W	D	H	Ship Wt	Cubic Ft	List Price
TWO DOOR CREDENZA	91-2436CC	36	24	30	150	17.6	P\$ 2549 W\$ 2609



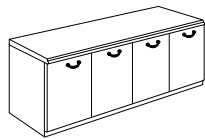
Must Specify (in this order):

- Model #
- Top Material
- Finish/Color
- Edge Profile
- Pull
- Locking Option

Description

- Top Edge Profiled on Approach Side Only; Must Specify Edge Selection
- Two (2) Doors with One (1) Adjustable Shelf Behind Doors
- Additional Option: Locking Doors (See Page 46)

FOUR DOOR CREDENZA	91-2472CC	72	24	30	290	34.2	P\$ 5163 W\$ 5268
--------------------	-----------	----	----	----	-----	------	----------------------



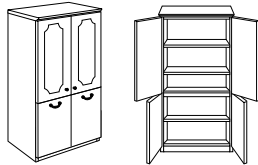
Must Specify (in this order):

- Model #
- Top Material
- Finish/Color
- Edge Profile
- Pull
- Locking Option

Description

- Top Edge Profiled on Approach Side Only; Must Specify Edge Selection
- Four (4) Doors with Two (2) Adjustable Shelves Behind Doors
- Additional Option: Locking Doors (See Page 46)

DOUBLE DOOR STORAGE CABINET	91-3672SUD	36	24	72	285	42.0	W\$ 5297
-----------------------------	------------	----	----	----	-----	------	----------



Must Specify (in this order):

- Model #
- Finish
- Edge Profile
- Knob
- Pull
- No Molding

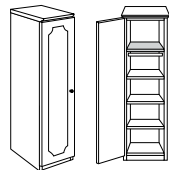
Description

- Top Section has Two (2) Adjustable Shelves; Bottom Section has One (1) Adjustable Shelf
- Two (2) Knobs on Top Doors, Available with Antique Brass (TKN) Door Knob or Aluminum (ALK) Door Knob; Must Specify; Selection of Pulls on Bottom Doors

Options: Specify

NONE	No Decorative Molding	\$	N/C
------	-----------------------	----	-----

WARDROBE/STORAGE CABINET	HINGED LEFT	HINGED RIGHT	W	D	H	Ship Wt	Cubic Ft	List Price
	91-1872WL	91-1872WR	18	24	72	155	22.0	W\$ 4218



Must Specify (in this order):

- Model #
- Finish
- Edge Profile
- Knob
- No Molding

Description

- Available with Antique Brass (TKN) Door Knob or Aluminum (ALK) Door Knob; Must Specify
- Fixed Top Shelf; Coat Rod Under Fixed Shelf
- Three (3) Adjustable Shelves Behind Door
- Adjustable Shelves can be Removed for Wardrobe Application

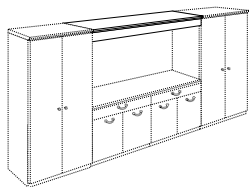
Options: Specify

NONE	No Decorative Molding	\$	N/C
------	-----------------------	----	-----

W = Veneer P = HPL

For ordering options, see overview at the beginning of this section.

Item	Model No.	W	D	H	Ship Wt	Cubic Ft	List Price
VISOR RAIL	91-2472VR	72	24	5 $\frac{3}{16}$	100	8.9	W\$ 1089



Must Specify (in this order):

Model #
Finish
Projection Screen
Task Light


Description

- Overhead Rail Creates Wall Unit
- For Use with 72" High Cabinets and Credenzas/Bufets (Ordered Separately)

Options: Specify & Add

1-PS	Projection Screen (Requires Field Installation)	\$	829
TL-0848	Task Light (Requires Field Installation)	\$	347

SERVING CART	91-2436SV	36	24	36	149	24.0	P\$ 3944 W\$ 4007
--------------	-----------	----	----	----	-----	------	----------------------



Must Specify (in this order):

Model #
Top Material
Finish/Color
Edge Profile
Pull
Grommet Option

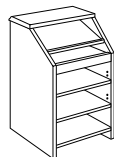
Description

- Top Edge Profiled on Approach Side Only; Must Specify Edge Selection
- Two (2) Box Drawers with Storage Behind Two (2) Doors
- Open Storage
- Locking Casters

Grommet Option: Specify & Add

1-GRMT	Grommet in Back Panel; Must Specify Black or Silver	\$	60
--------	---	----	----

LECTERN STAND	91-2650LS	26	24	50	130	21.9	W\$ 3136
---------------	-----------	----	----	----	-----	------	----------



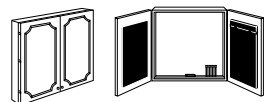
Must Specify (in this order):

Model #
Finish
Edge Profile

Description

- Top Edge Profiled on Approach Side Only; Must Specify Edge Selection
- Fixed Reading Shelf
- Pullout Shelf
- Two (2) Adjustable Storage Shelves in Lower Compartment
- Two (2) Locking and Two (2) Non-Locking Casters
- Wire Management Grommet in Bottom Shelf

VISUAL BOARD	91-4848VB	48	5	48	150	11.0	W\$ 4526
--------------	-----------	----	---	----	-----	------	----------



Must Specify (in this order):

Model #
Finish
Project Screen
Tackboard Fabric
Pull

Description

- Tackboard on Each Door Standard in Black Fabric Unless Specified; Price Valid for Grades 1, 2, & 3 (See Other Pricing Below)
- Display Rail with Adjustable Hooks for Flipchart
- Magnetic Door Closure and Porcelain Non-Glare Writing Surface
- Includes Flipchart, Set of Four (4) Dry Erase Markers and Eraser, Mounting Hardware
- Does Not Feature Soft Close Hinges

Options: Specify & Add

	Grade 4	Grade 5	Grade 6	Grade 7	Grade 8	Grade 9	Grade 10	
Tackboard Fabric Change	\$ 216	316	422	568	720	900	1106	
1-PS	Projection Screen (Requires Field Installation)						\$	829

W = Veneer P = HPL

For ordering options, see overview at the beginning of this section.

Item	Model No.	W	D	H	Ship Wt	Cubic Ft	List Price
TABLE POWER & DATA VAULT	01-CVAULTG2A	4½	15⅞	4¼	10	0.4	\$ 1518



Open Market Only

Description

- Electric Drive Motor Rotates the Surface Technology 180° to the Proper Position
- Photo-Electronic Eye Prevents Rotation When Obstructed
- Two (2) Data Ports, Three (3) Power Outlets, and One (1) HDMI and Two (2) 5V USB
- 6' Power Cord
- UL and CSA Recognized

WORKSURFACE POWER CENTER	01-INTRFC1A	Aluminum	14¼	6⅝	2⅞	11	0.3	\$ 1612
	01-INTRFC1B	Black						

**Description**

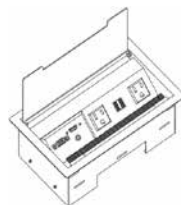
- For Use with Conference Tables
- Four (4) Power Outlets, Three (3) Telecom Plate Openings
- Two (2) Telecom Plates Included with the Unit: One (1) 01-ABLAB Plate (Consists of One (1) RJ45 Cat 6, One (1) RJ11 Cat 3 Phone Jack); One (1) 01-ABLBB Plate (Consists of Two (2) RJ45 Cat 6)
- 6' Power Cord
- Convenience Plug on Bottom
- UL Listed/CSA Certified
- Additional Telecom Plates, See APage 43

OASIS MINI POWER & DATA	01-OASISMA	Aluminum	14¼	6⅝	2⅞	11	0.3	\$ 2492
	01-OASISMB	Black						

**Description**

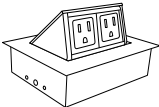
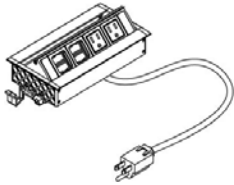
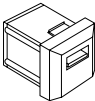
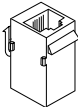

- For Use with Conference Tables
- Soft Touch Hinged Lid
- Four (4) Power Outlets, Three (3) Telecom Plate Openings
- Two (2) Telecom Plates Included with the Unit: One (1) 01-ABLAB Plate (Consists of One (1) RJ45 Cat 6, One (1) RJ11 Cat 3 Phone Jack); One (1) 01-ABLB Plate (Consists of One (1) RJ45 Cat 6)
- 9' Power Cord
- UL Listed
- Additional Telecom Plates, See Page 43

INTERACT POWER & DATA	01-INTERACTG2A	Aluminum	9	5⅝	2¾	5	0.2	\$ 696
	01-INTERACTG2B	Black						


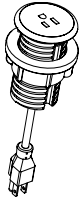
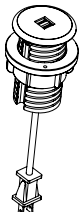
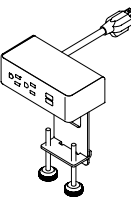
**Description**

- Includes: Two (2) Power Outlets, Two (2) USB-A Charging Ports, One (1) Telecom Plate Opening; Two (2) Keystone Openings for Voice/Data Jacks
- One (1) Telecom Plates Included with the Unit: One (1) 01-ABLAB Plate (Consists of One (1) RJ45 Cat 6, One (1) RJ11 Cat 3 Phone Jack)
- Convenience Plug on Bottom
- 6' Power Cord
- UL and CSA Recognized
- Additional Telecom Plates, See Page 43

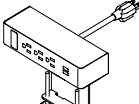
For ordering options, see overview at the beginning of this section.

Item	Model No.		W	D	H	Ship Wt	Cubic Ft	List Price
POWER 440 	01-DATA440A	Aluminum	5 $\frac{5}{16}$	4 $\frac{3}{8}$	-	5	0.2	\$ 753
	01-DATA440B	Black	5 $\frac{5}{16}$	4 $\frac{3}{8}$	-	5	0.2	\$ 753
Description <ul style="list-style-type: none"> • Two (2) Power Outlets • Soft Touch Hinged Lid • 6' Power Cord • UL and CSA Recognized 								
POWER DATA PORT 	01-DPORT4A	Aluminum	8	4	-	7	0.2	\$ 853
	01-DPORT4B	Black	8	4	-	7	0.2	\$ 853
Description <ul style="list-style-type: none"> • Retracts into Work Surface to Regain Productive Space; One-Touch Access to Power and Data • Two (2) Power Outlets and Two (2) Open Ports for Data • Optional Telecom Port Components, See Page 43 • Water-Proof Simplex (Outlets) • Includes a Voice/Data Adapter Kit to Accept Couplers and Jacks When Required • 6' Power Cord • UL and CSA Recognized 								
USB PORT 	01-USBPORT		-	-	-	-	-	\$ 126
Description <ul style="list-style-type: none"> • Increases Transfer Speed Up to 5 gbs/sec • Simultaneous Read/Write Capability; Idle Device Power Saving State • 6' Cord • Compatible with 01-DPORT4 								
VOICE COUPLER 	01-VOICE1		-	-	-	-	-	\$ 57
Description <ul style="list-style-type: none"> • 6-Pin Modular Plug • Molded Black; Cord Not included • Compatible with 01-DPORT4 								
DATA PORT 	01-RJ4DATA		-	-	-	-	-	\$ 130
Description <ul style="list-style-type: none"> • 8-Pin Modular Plug; Cat 5 Ethernet Cable; Pre-terminated Cable • 9' Cord • Compatible with 01-DPORT4 								

For ordering options, see overview at the beginning of this section.

Item	Model No.		W	D	H	Ship Wt	Cubic Ft	List Price
	01-GRMTB	Black	2 $\frac{3}{8}$	2 $\frac{3}{8}$	-	1	0.1	\$ 28
	01-GRMTSL	Silver	2 $\frac{3}{8}$	2 $\frac{3}{8}$	-	1	0.1	\$ 28
	<i>Open Market Only</i>							
Description								
<ul style="list-style-type: none"> • 2$\frac{3}{8}$" (60mm) Round Grommet Cover • Field Installed 								
Option: Specify								
Factory Installed								\$ 60
	01-SAND60PS	Silver	3	3	4	1	0.2	\$ 76
	01-SAND60PW	White	3	3	4	1	0.2	\$ 76
	01-SAND60PB	Black	3	3	4	1	0.2	\$ 76
	Description							
<ul style="list-style-type: none"> • Mounts in 2$\frac{3}{8}$" (60mm) Round Grommet • Single Power Outlet with 6' Cord 								
	01-SAND60US	Silver	3	3	4	1	0.2	\$ 216
	01-SAND60UW	White	3	3	4	1	0.2	\$ 216
	01-SAND60UB	Black	3	3	4	1	0.2	\$ 216
	Description							
<ul style="list-style-type: none"> • Mounts in 2$\frac{3}{8}$" (60mm) Round Grommet • Dual USB Outlets with 6' Cord 								
	01-DUOCLAMPS	Silver	5 $\frac{1}{2}$	3	7	1	0.2	\$ 446
	01-DUOCLAMPW	White	5 $\frac{1}{2}$	3	7	1	0.2	\$ 446
	01-DUOCLAMPB	Black	5 $\frac{1}{2}$	3	7	1	0.2	\$ 446
	Description							
<ul style="list-style-type: none"> • Silver Metal Trim • Clamps to Top • Two (2) Power/Two (2) USB; 10' Cord • Independent USB Circuit Controllers Deliver up to 2.1 Amps to Each Post • All Mounting Hardware Included • FCC Part 15A and UL Approved for Horizontal and Vertical Applications 								

For ordering options, see overview at the beginning of this section.

Item	Model No.		W	D	H	Ship Wt	Cubic Ft	List Price
TRIO BEZEL CLAMP NEMA PLUG 	01-TRIOCLAMPS	Silver	8	3	7	1	0.2	\$ 524
	01-TRIOCLAMPW	White	8	3	7	1	0.2	\$ 524
	01-TRIOCLAMPS	Black	8	3	7	1	0.2	\$ 524

Description

- Silver Metal Trim
- Clamps to Top
- Three (3) Power/Two (2) USB Power/One (1) Open Data; 10' Cord
- Independent USB Circuit Controllers Deliver up to 2.1 Amps to Each Post
- HDMI, VGA, or RJ45 Accessories Sold Separately; See Below
- All Mounting Hardware Included
- FCC Part 15A and UL Approved for Horizontal and Vertical Applications

HDMI DATA PORT ACCESSORY FOR TRIO UNITS 	01-LCOMHDMI		-	-	-	1	0.2	\$ 129
---	-------------	--	---	---	---	---	-----	--------

Description

- HDMI Port for Trio Bezel Units

Open Market

VGA DATA PORT ACCESSORY FOR TRIO UNITS 	01-LCOMVGA		-	-	-	1	0.2	\$ 95
--	------------	--	---	---	---	---	-----	-------

Description

- VGA Port for Trio Bezel Units

RJ45 DATA PORT ACCESSORY FOR TRIO UNITS 	01-LCOMRJ45		-	-	-	1	0.2	\$ 62
---	-------------	--	---	---	---	---	-----	-------

Description

- RJ45 Port for Trio Bezel Units

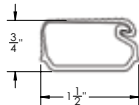
For ordering options, see overview at the beginning of this section.

Item	Model No.	W	D	H	Ship Wt	Cubic Ft	List Price
VESTA POWER CENTER	01-PDCTR	10 $\frac{3}{4}$	12	28 $\frac{1}{4}$	14	2.5	\$ 1386

**Description**

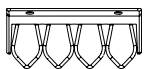
- Top Includes One (1) Power Outlet, Two (2) USB Ports and One (1) USBC Port; Base Includes Three (3) Outlets
- Available in White
- 120" Power Cord
- Built with Weight Distribution for Optimal Stability
- Base is 5" Tall

WIRE MANAGERS	01-WMGR4	16	1 $\frac{1}{2}$	$\frac{3}{4}$	1	-	\$ 91
---------------	----------	----	-----------------	---------------	---	---	-------

**Description**

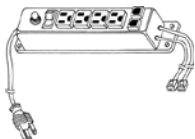
- Four (4) Wire Manager Strips
- Black Plastic
- Snap Lock Channel
- Attaches with Adhesive Strips
- Can be Placed on All Units to Route Wires

CABLE GRIP	01-WMGRCB	5 $\frac{3}{8}$	2 $\frac{5}{8}$	-	-	-	\$ 14
------------	-----------	-----------------	-----------------	---	---	---	-------

**Description**

- Under Surface Wire Management
- Black

POWER STRIP	01-PRSP	9	2	2	1	-	\$ 159
-------------	---------	---	---	---	---	---	--------

**Description**

- Includes Four (4) Outlets and Two (2) Phone Jacks
- Black Plastic with Rocker On/Off Switch
- 13 Amp Circuit Breaker
- 10' Power Cord and Two (2) 14' Phone Hook Up Cords
- UL Listed and CSA Certified
- Suitable for Surface or Recessed Mounting
- Ships via UPS Only

For ordering options, see overview at the beginning of this section.

Item	Model No.	Description	List Price	
ECA TELECOM PLATES	01-ABL	Telecom Plate, Blank Plate	\$ 32	
	01-ABL737373	Telecom Plate, Three (3) RJ45 Cat 5e	\$ 287	
	Compatible with:			
		01-ABLAB	Telecom Plate, One (1) RJ45 Cat 6, One (1) RJ11 Cat 3 Phone	\$ 160
		01-ABLAB102	Telecom Plate, One (1) RJ45 Cat 6, One (1) RJ11 Cat 3, One (1) USB W/72" Patch Cord	\$ 249
	Oasis Mini Power & Data 01-OASISMA, 01-OASISMB	01-ABLABB	Telecom Plate, Two (2) RJ45 Cat 6, One (1) RJ11 Cat 3 Phone	\$ 249
		01-ABLB	Telecom Plate, One (1) RJ45 Cat 6	\$ 117
	Interact Power & Data 01-INTERACTG2A, 01-INTERACTG2B	01-ABLBB	Telecom Plate, Two (2) RJ45 Cat 6	\$ 203
		01-ABLBBB	Telecom Plate, Three (3) RJ45 Cat 6	\$ 287
	Power Center 01-INTRFCIA, 01-INTRFCIB	01-ABLBBB	Telecom Plate, Two (2) RJ45 Cat 6, One (1) RJ11 Cat 3 Phone	\$ 287
		01-ABLBBB	Telecom Plate, Three (3) RJ45 Cat 6	\$ 287
		01-ABLBBB	Telecom Plate, Four (4) RJ45 Cat 6	\$ 372
		01-ABLBBBC51	Telecom Plate, Two (2) RJ45 Cat 6, One (1) 15 Pin HD VGA w/72" Patch Cord	\$ 348
		01-ABLBC51L	Telecom Plate, One (1) RJ45 Cat 6, One (1) Mini Stereo Inline, One (1) 15 Pin HD VGA w/72" Patch Cord	\$ 319
		01-ABLC3811	Telecom Plate, One (1) RJ45 Cat 6 Data Inline, One (1) RJ11 Cat 3 Phone Inline	\$ 154
		01-ABLC45	Telecom Plate, One (1) HDMI w/36" Patch Cord	\$ 231
	01-ABLC45C51L	Telecom Plate, One (1) Mini Stereo Inline, One (1) HDMI w/36" Patch Cord, One (1) 15 Pin HD VGA w/72" Patch Cord	\$ 435	
	01-ABLC51L	Telecom Plate, One (1) 15 Pin HD VGA & One (1) Mini Stereo Inline Jack	\$ 233	
	01-ABLCRDM	Telecom Plate, Three (3) Cord Bushings	\$ 75	

For ordering options, see overview at the beginning of this section.

Standard Cutout Types & General Location Information

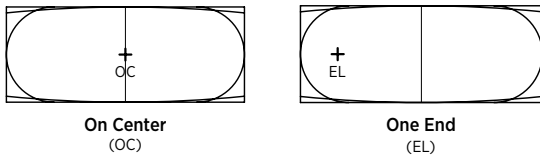
- Grommets can be specified, at an upcharge, for field or factory installation (unless otherwise noted).
- Power/Data Modules can be specified in standard locations at no additional charge.
- The selection of both the Power/Data Module and Base will determine cutout locations for each table size, as well as placement over or between bases.
- For measurements of exact Module locations, see page 223.
- For specific locations available by table size, see pages 224-229 for Aura/Canvas/Gesso and see pages 230-232 for Cameo.

Cutout Locations Available

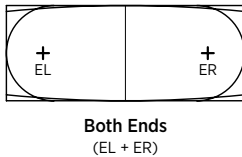
OC = On Center
BB = Between Bases (*requires 2 modules*)
CL = Left of Center
CR = Right of Center
EL = End Left
ER = End Right
ML = Middle Left
MR = Middle Right

General Location of Cutouts

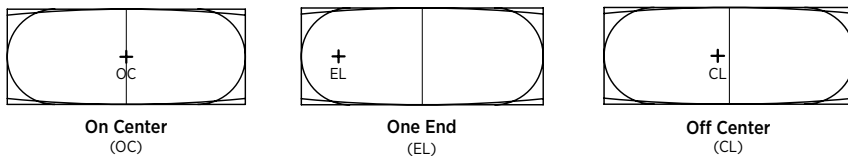
*For Tables with **Two (2) Bases** and **One (1) Location**:*



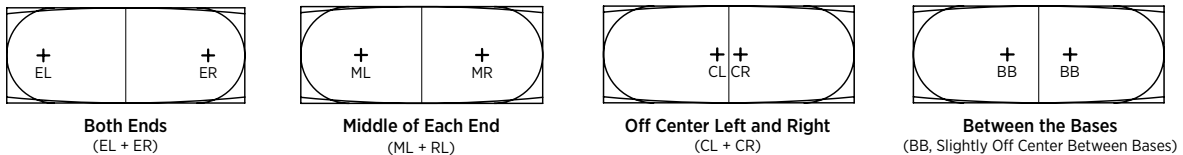
*For Tables with **Two (2) Bases** and **Two (2) Locations**:*



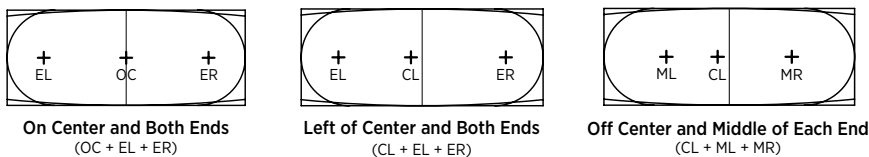
*For Tables with **Three (3) Bases** and **One (1) Location**:*



*For Tables with **Three (3) Bases** and **Two (2) Locations**:*



*For Tables with **Three (3) Bases** and **Three (3) Locations**:*



Continued on Next Page.

Standard Cutout Types & General Location Information (Continued)

- Grommets can be specified, at an upcharge, for field or factory installation (unless otherwise noted).
- Power/Data Modules can be specified in standard locations at no additional charge.
- The selection of both the Power/Data Module and Base will determine cutout locations for each table size, as well as placement over or between bases.
- For measurements of exact Module locations, see page 223.
- For specific locations available by table size, see pages 224-229 for Aura/Canvas/Gesso and see pages 230-232 for Cameo.

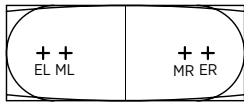
Cutout Locations Available

OC = On Center
BB = Between Bases (*requires 2 modules*)
CL = Left of Center
CR = Right of Center
EL = End Left
ER = End Right
ML = Middle Left
MR = Middle Right

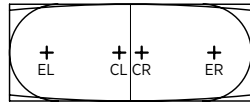
General Location of Cutouts

Continued from Previous Page

*For Tables with **Three (3) Bases** and **Four (4) Locations**:*

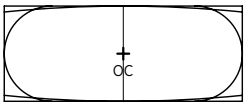


Middle of Each End and Both Ends
(ML + MR + EL + ER)

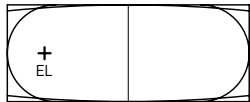


Off Center and Both Ends
(CL + CR + EL + ER)

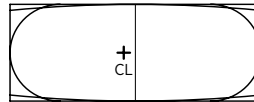
*For Tables with **Five (5) Bases** and **One (1) Location**:*



On Center
(OC)

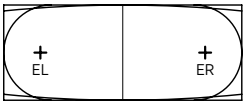


One End
(EL)

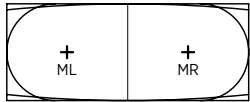


Off Center
(CL)

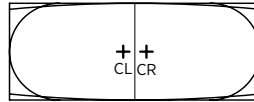
*For Tables with **Five (5) Bases** and **Two (2) Locations**:*



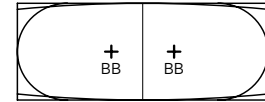
Both Ends
(EL + ER)



Middle of Each End
(ML + RL)

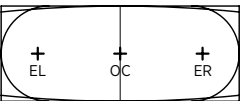


Off Center Left and Right
(CL + CR)

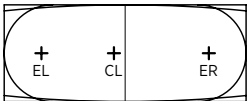


Between the Bases
(BB, Slightly Off Center Between Bases)

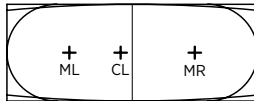
*For Tables with **Five (5) Bases** and **Three (3) Locations**:*



On Center and Both Ends
(OC + EL + ER)

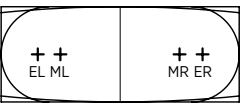


Left of Center and Both Ends
(CL + EL + ER)

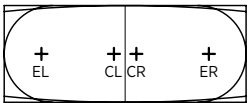


Off Center and Middle of Each End
(CL + ML + MR)

*For Tables with **Five (5) Bases** and **Four (4) Locations**:*










Middle of Each End and Both Ends
(ML + MR + EL + ER)



Off Center and Both Ends
(CL + CR + EL + ER)

Location Measurements By Module



	72" Tops	96" Tops	120", 144" & 168" Tops	192" Tops
	OC On Center BB Between Bases (requires 2 modules)		CL Left of Center CR Right of Center	EL End Left ER End Right ML Middle Left MR Middle Right
GROMMET 	OC Center of Table	OC Center of Table EL, EL + ER 24½" from end	CL, CL + CR 5½" from center EL, EL + ER 24½" from end CL + EL + ER, 5½" from center and CL + CR + EL + ER 24½" from end BB Slightly off centered between bases	CL, CL + CR 5½" from center EL, EL + ER 24½" from end CL + EL + ER, 5½" from center and CL + CR + EL + ER 24½" from end BB Slightly off centered between bases ML + MR 48" from end CL + ML + MR, 5½" from center and CL + CR + ML + MR 48" from end
POWER 440  INTERACT 	OC Center of Table	OC Center of Table EL, EL + ER 25" from end	OC Splits seam in center of bases EL, EL + ER 25" from end CL, CL + CR 5" from center CL + EL + ER, 5" from center and CL + CR + EL + ER 25" from end BB Slightly off centered between bases	OC Splits seam in center of bases EL, EL + ER 25" from end CL, CL + CR 5" from center CL + EL + ER, 5" from center and CL + CR + EL + ER 25" from end BB Slightly off centered between bases ML + MR 48" from end CL + ML + MR, 5" from center and CL + CR + ML + MR 48" from end
DPORT 4A  OASIS MINI,  INTRFC1  POWER & DATA VAULT 	OC Center of Table	OC Center of Table EL, EL + ER 29" from end	OC Splits seam in center of bases EL, EL + ER 29" from end CL + EL + ER, 9½" from center and CL + CR + EL + ER 29" from end CL, CL + CR 9½" from center BB Slightly off centered between bases	OC Splits seam in center of bases EL, EL + ER 29" from end CL + EL + ER, 9½" from center and CL + CR + EL + ER 29" from end CL, CL + CR 9½" from center BB Slightly off centered between bases ML + MR 48" from end OC+ EL + ER Splits center seam and 29" from end OC+ ML + MR Splits center seam and 48" from end CL + ML + MR, 9½" from center and CL + CR + ML + MR 48" from end



36"x72" & 42"x96" TOPS

For General Location Information See Pages 221 to 222; For Exact Measurements of Locations See Page 223.

TOP LOCATIONS AVAILABLE BY BASE & MODULE COMBINATION

OC On Center

BB Between Bases (requires 2 modules)

CL Left of Center









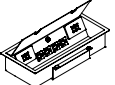





CR Right of Center

EL End Left

ER End Right

ML Middle Left

MR Middle Right

36x72				42x96			
	RECTANGLE	SQUARE	QUEEN ANNE		RECTANGLE	SQUARE	QUEEN ANNE
GROMMET 	OC	OC	OC	GROMMET 	OC EL EL + ER	OC EL EL + ER	OC
POWER & DATA VAULT 	OC			POWER & DATA VAULT 	OC EL EL + ER	OC EL EL + ER	OC
OASIS MINI 	OC			OASIS MINI 	OC EL EL + ER	OC EL EL + ER	OC
INTERACT 	OC			INTERACT 	OC EL EL + ER	OC EL EL + ER	OC
INTRFC1 	OC			INTRFC1 	OC EL EL + ER	OC EL EL + ER	OC
POWER 440 	OC	OC	OC	POWER 440 	OC EL EL + ER	OC EL EL + ER	OC
DPORT4A 	OC	OC	OC	DPORT4A 	OC EL EL + ER	OC EL EL + ER	OC
















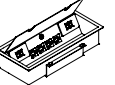






48"x120" & 48"x144" TOPS

For General Location Information See Pages 221 to 222; For Exact Measurements of Locations See Page 223.

TOP LOCATIONS AVAILABLE BY BASE & MODULE COMBINATION

OC On Center **CL** Left of Center **EL** End Left **ML** Middle Left
BB Between Bases (requires 2 modules) **CR** Right of Center **ER** End Right **MR** Middle Right

48x120				48x144			
	RECTANGLE 	SQUARE 	QUEEN ANNE 		RECTANGLE 	SQUARE 	QUEEN ANNE 
GROMMET 	BB, CL or EL CL + CR EL + ER CL + EL + ER CL + CR + EL + ER	BB, CL or EL CL + CR EL + ER CL + EL + ER CL + CR + EL + ER	BB	GROMMET 	BB, CL or EL CL + CR EL + ER CL + EL + ER CL + CR + EL + ER	BB, CL or EL CL + CR EL + ER CL + EL + ER CL + CR + EL + ER	BB
POWER & DATA VAULT 	BB, CL or EL CL + CR EL + ER CL + EL + ER CL + CR + EL + ER	OC EL EL + ER OC + EL + ER		POWER & DATA VAULT 	BB, CL or EL CL + CR EL + ER CL + EL + ER CL + CR + EL + ER	OC BB EL EL + ER OC + EL + ER	BB
OASIS MINI 	BB, CL or EL CL + CR EL + ER CL + EL + ER CL + CR + EL + ER	OC EL EL + ER OC + EL + ER		OASIS MINI 	BB, CL or EL CL + CR EL + ER CL + EL + ER CL + CR + EL + ER	OC BB EL EL + ER OC + EL + ER	BB
INTERACT 	BB, CL or EL CL + CR EL + ER CL + EL + ER CL + CR + EL + ER	OC EL EL + ER OC + EL + ER	BB	INTERACT 	BB, CL or EL CL + CR EL + ER CL + EL + ER CL + CR + EL + ER	OC BB EL EL + ER OC + EL + ER	BB
INTRFC1 	BB, CL or EL CL + CR EL + ER CL + EL + ER CL + CR + EL + ER	OC EL EL + ER OC + EL + ER	BB	POWER CENTER 	BB, CL or EL CL + CR EL + ER CL + EL + ER CL + CR + EL + ER	OC BB EL EL + ER OC + EL + ER	BB
POWER 440 	BB, CL or EL CL + CR EL + ER CL + EL + ER CL + CR + EL + ER	BB, CL or EL CL + CR EL + ER CL + EL + ER CL + CR + EL + ER	BB	POWER 440 	BB, CL or EL CL + CR EL + ER CL + EL + ER CL + CR + EL + ER	BB, CL or EL CL + CR EL + ER CL + EL + ER CL + CR + EL + ER	BB
DPORT4A 	BB, CL or EL CL + CR EL + ER CL + EL + ER CL + CR + EL + ER	OC EL EL + ER OC + EL + ER	BB	DPORT4A 	BB, CL or EL CL + CR EL + ER CL + EL + ER CL + CR + EL + ER	OC BB EL EL + ER OC + EL + ER	BB



48"x168" & 48"x192" TOPS

For General Location Information See Pages 221 to 222; For Exact Measurements of Locations See Page 223.

TOP LOCATIONS AVAILABLE BY BASE & MODULE COMBINATION

OC On Center

BB Between Bases (requires 2 modules)

CL Left of Center

CR Right of Center

EL End Left

ER End Right

ML Middle Left

MR Middle Right

48x168			
	RECTANGLE	SQUARE	QUEEN ANNE
	BB, CL or EL CL + CR EL + ER CL + EL + ER CL + CR + EL + ER	BB, CL or EL CL + CR EL + ER CL + EL + ER CL + CR + EL + ER	BB
	BB, CL or EL CL + CR EL + ER CL + EL + ER CL + CR + EL + ER	OC, BB or EL EL + ER OC + EL + ER	BB
	BB, CL or EL CL + CR EL + ER CL + EL + ER CL + CR + EL + ER	OC, BB or EL EL + ER OC + EL + ER	BB
	BB, CL or EL CL + CR EL + ER CL + EL + ER CL + CR + EL + ER	OC, BB or EL EL + ER OC + EL + ER	BB
	BB, CL or EL CL + CR EL + ER CL + EL + ER CL + CR + EL + ER	OC, BB or EL EL + ER OC + EL + ER	BB
	BB, CL or EL CL + CR EL + ER CL + EL + ER CL + CR + EL + ER	BB, CL or EL CL + CR EL + ER CL + EL + ER CL + CR + EL + ER	BB
	BB, CL or EL CL + CR EL + ER CL + EL + ER CL + CR + EL + ER	OC, BB or EL EL + ER OC + EL + ER	BB

48x192			
	RECTANGLE	SQUARE	QUEEN ANNE
	CL or EL CL + CR EL + ER ML + MR CL + EL + ER CL + ML + MR CL + CR + EL + ER CL + CR + ML + MR	BB, CL or EL CL + CR EL + ER ML + MR CL + EL + ER CL + ML + MR CL + CR + EL + ER CL + CR + ML + MR	BB ML + MR
	CL or EL CL + CR EL + ER ML + MR CL + EL + ER CL + ML + MR CL + CR + EL + ER CL + CR + ML + MR	OC, BB or EL EL + ER ML + MR OC + EL + ER OC + ML + MR	BB ML + MR
	CL or EL CL + CR EL + ER ML + MR CL + EL + ER CL + ML + MR CL + CR + EL + ER CL + CR + ML + MR	OC, BB or EL EL + ER ML + MR OC + EL + ER OC + ML + MR	BB ML + MR
	CL or EL CL + CR EL + ER ML + MR CL + EL + ER CL + ML + MR CL + CR + EL + ER CL + CR + ML + MR	OC, BB or EL EL + ER ML + MR OC + EL + ER OC + ML + MR	BB ML + MR
	CL or EL CL + CR EL + ER ML + MR CL + EL + ER CL + ML + MR CL + CR + EL + ER CL + CR + ML + MR	OC, BB or EL EL + ER ML + MR OC + EL + ER OC + ML + MR	BB ML + MR
	CL or EL CL + CR EL + ER ML + MR CL + EL + ER CL + ML + MR CL + CR + EL + ER CL + CR + ML + MR	BB, CL or EL CL + CR EL + ER ML + MR CL + EL + ER CL + ML + MR CL + CR + EL + ER CL + CR + ML + MR	BB ML + MR
	CL or EL CL + CR EL + ER ML + MR CL + EL + ER CL + ML + MR CL + CR + EL + ER CL + CR + ML + MR	OC, BB or EL EL + ER ML + MR OC + EL + ER OC + ML + MR	BB ML + MR

ORDERING INFORMATION

All orders should be emailed to neworders@indianafurniture.com. Orders can be faxed to 812-482-9035 or mailed to:

Indiana Furniture
P.O. Box 270
1224 Mill Street
Jasper, IN 47547-0270

ORDER PROCEDURE

All orders must include purchase order number, billing address, ship-to address and phone number, and any special instructions.

When ordering casegoods or tables, give complete quantity, model number, finish and any other options.

When ordering seating, give complete quantity, model number, finish, fabric and any other options.

Within each series, an example of "How to Order" is illustrated at the beginning of each series section. For further clarification of order procedure, contact Customer Service.

PRICING

All prices shown are suggested retail prices F.O.B. Point of Origin, freight prepaid and allowed to one continental US destination. Prices, specifications and materials are subject to change without notice. Possession and/or distribution of this price list does not in itself constitute an offer to sell. Orders can be received only from authorized Indiana Furniture dealers. Orders will be billed at prices prevailing at time of shipment, unless acknowledged prior to the effective date of the price change, in which case billing will be at the price acknowledged.

ACKNOWLEDGMENT

All orders will be acknowledged promptly, showing how the order was entered, its approximate shipping date and other pertinent information. This acknowledgment is the final agreement between the customer and Indiana Furniture and is the exclusive statement of the terms thereof. Please examine this acknowledgment carefully and advise Indiana Furniture immediately of any discrepancies.

BUYER'S OBLIGATION: RIGHTS OF SELLER

If Indiana Furniture shall at any time doubt Buyer's financial responsibility, Indiana Furniture may decline to make shipments hereunder except upon receipt of cash payment in advance or security or other proof of responsibility satisfactory to Indiana Furniture. If buyer fails in any way to fulfill the terms and conditions set forth herein, Indiana Furniture may defer shipments until such default is corrected. Remedies provided herein shall be in addition to, and not in lieu of other remedies. Buyer agrees to abide by payment terms as listed on invoice. Buyer shall pay all reasonable costs and expenses, including attorney and collection fees, and late fees, incurred by Seller in connection with any amounts due for goods ordered.

CANCELLATIONS AND CHANGES

Due to immediate production on build-to-order items, all orders are considered firm and are not subject to cancellation or change without approval from Indiana Furniture. All approved changes are subject to additional charges and revised lead times.

PRODUCT DESIGN AND SPECIFICATION CHANGES

Indiana Furniture reserves the right to make changes in design and construction or discontinue products without prior notice.

REPAIR CHARGES

Indiana Furniture will only pay repair charges if Customer Service gives prior written authorization. No repair charge will be paid without advance approval at which time you will be issued a repair authorization number that will allow you to invoice Indiana Furniture for the completed work.

WAREHOUSE STORAGE CHARGES

If a shipment is held beyond 14 calendar days at your request, a **.067% per calendar day** (2% per month) storage charge will be assessed. The effective date will be 14 calendar days after the acknowledged ship date. Further, the prices applied to the order will be those in effect at the time of shipment.

DAMAGED MERCHANDISE

The consignee is responsible for filing claims with the carrier for damage and shortages. Claims for both obvious and concealed damage must be filed within 15 calendar days, and the damaged merchandise must not have been moved from the original receiving location. All damaged merchandise, including the cartons and packing materials, must be retained for inspection by either the carrier or by an Indiana Furniture Sales Representative. Indiana Furniture reserves the right to select the most cost effective way to repair or replace the damaged item. Once you have notified the carrier, please contact Customer Service for further assistance.

Obvious Damage/Missing Cartons — Do not refuse merchandise damaged in transit. Indiana Furniture recommends the consignee inspect all merchandise upon arrival. If a shipment is received damaged or short, note all information on carrier's copy and your copy of freight bill and delivery receipt. Notify the delivering carrier and file a claim immediately. Pending the results of your claim, either Indiana Furniture or the carrier will cover 100% of the cost to repair or replace the damaged or missing item.

Concealed Damage — If concealed damage is discovered, notify the delivering carrier at once and request an inspection. This must be done within 15 calendar days of delivery. If the carrier will not perform the inspection, you should prepare an affidavit that you contacted them, noting the time and date, and that they failed to comply with your request. This, along with the other papers in your possession, will support the claim. Pending the results of your claim, the cost to repair or replace the item will be covered 1/3 by the carrier and 2/3 by Indiana Furniture for shipments less than a full truckload and 100% by Indiana Furniture for shipments of full truck loads.

RETURN MERCHANDISE

Merchandise will not be accepted for return without a RGA (Return Goods Authorization) issued by Indiana Furniture. We will consider issuing RGAs for the following reasons:

1. Manufacturing defect (inspected by Indiana Furniture representative)
2. Indiana Furniture order processing error
3. Shipping error
4. Mis-marked cartons
5. Duplicated shipments

If you have any questions as to whether your reason for return qualifies for consideration, please contact your Customer Service Representative. Merchandise must be returned within 60 days of the RGA issued date, or within 60 days upon receipt of replacement product to receive credit. Returns due to mis-marked cartons must also be returned in the original cartoning, with shipping labels intact, to receive credit.

All merchandise being returned must be properly packed and protected to ensure no further damage is incurred during transportation back to an Indiana Furniture facility. Upon receipt, all returned merchandise will be thoroughly inspected and the results compared to the reason for return stated on the RGA. Any discrepancies, such as additional damage, signs of usage, missing parts, etc., will result in an adjustment to the amount of credit issued.

DELIVERY AND FREIGHT CHARGES

All shipments are F.O.B. Point of Origin, Jasper, IN, freight prepaid and allowed dock to dock on 53' trailer. Ownership and responsibility of the merchandise becomes that of the buyer upon delivery to the freight company. Shipments into Alaska, Hawaii, Canada, Mexico, Puerto Rico and other exports are freight prepaid and allowed to port of exit.

Indiana Furniture reserves the right to select the most appropriate carrier and routing on all shipments. Indiana Furniture will attempt to accommodate requests for favored carriers and delivery times. Deliveries requested Monday through Thursday, after 3pm, will be assessed a \$300 per truck after hours fee. Deliveries requested after 3pm on Friday or on weekends, will be assessed a \$600 per truck weekend delivery fee.

Inside delivery and installation services are not included in the pricing shown. Any deviation from dock-to-dock delivery, such as but not limited to, non-dock, residential, or inside delivery must be specified on the order. Should these services be requested or required, all charges incurred will be charged to the "Sold To" of the order.

Shipments totaling less than \$2000 (net value, product only) will be assessed a small order fee of \$200 Net per shipment. This fee will be waived for items shipped via small package carriers.

BIFMA AND ANSI TESTING

Indiana Furniture is a member of the Business and Institutional Furniture Manufacturer's Association (BIFMA). Tests developed by the BIFMA and approved by the American National Standards Institute (ANSI) determine the strength and durability of casegoods and seating in its everyday use. Although this testing does not serve as a warranty or guarantee, Indiana Furniture products within this price list have been tested by an independent verifying body and meet or exceed applicable BIFMA and ANSI standards.

Subject to the limitations set forth in this warranty, Indiana Furniture Industries, Inc. (“**Indiana Furniture**”) warrants to the original purchaser all product in this price list (“**Product**”) to be free from defects in material and workmanship given normal use for a 12-year period from the date of manufacture. During the applicable warranty period, Indiana Furniture, as its sole obligation, will repair or replace (in Indiana Furniture’s sole discretion) any Product, part, or component covered by this warranty and sold after December 6, 2021, which fails under normal use as a result of a defect in material or workmanship. Normal use is defined as the equivalent of a single shift, 40-hour work week. Indiana Furniture will repair or replace the defective Product, part, or component with a comparable Product, part, or component.

Warranty periods are limited for certain Products and parts as follows:

12-year Warranty (from the date of manufacture)

- Seating Mechanisms
- Veneers
- Laminates
- Casters and Glides

7-year Warranty (from the date of shipment)

- Pneumatic Table Lift
- Electric Table Lift

5-year Warranty (from the date of manufacture)

- Triple Play Series
- Electrical Components
- Pneumatic Cylinders
- Textiles, Foam, and Decorative Trim
- Swivel Arm Pads
- Keyboard Kits
- Lighting
- All Height Adjustable Mechanisms

3-year Warranty (from date of shipment)

- Dock 950 Wireless Charger
- Dock 150 Wireless and USB Charger

THIS WARRANTY DOES NOT COVER:

- Damage caused by a carrier or third party
- Normal or routine wear and tear
- Appearance, durability, quality, behavior, colorfastness, or any other attribute of customer’s own materials or any non-standard Indiana Furniture material (including CF Stinson, Maharam, Momentum, Mayer, UltraFabrics, Architex, and other alliance programs) specified by the customer and applied to a Product
- Color, grain or texture of wood, laminate and other covering materials
- Changes in wood or fabric color due to aging or exposure to light

As the manufacturer of the Product, Indiana Furniture stands behind its craftsmanship and pledges to do everything it can to reasonably resolve, as quickly as possible, any problems you may have with the Product within the terms and conditions of this warranty.
































If you encounter a defect covered by the foregoing warranty, contact the dealer from whom you purchased the Product. If the dealer is unable to resolve your warranty issues, you should contact Indiana Furniture. Please ensure that you have all of the pertinent facts when contacting the dealer or Indiana Furniture, including the model number and factory order number from the inspection label attached to the Product.

INDIANA FURNITURE IS NOT PROVIDING, AND SPECIFICALLY DISCLAIMS, ANY OTHER WARRANTIES FOR THE PRODUCTS, EXPRESS OR IMPLIED, INCLUDING ANY IMPLIED WARRANTY OF MERCHANTABILITY OR FITNESS FOR A PARTICULAR PURPOSE. INDIANA FURNITURE SHALL NOT BE LIABLE TO THE PURCHASER OR ANY THIRD PARTY FOR CONSEQUENTIAL, INCIDENTAL, INDIRECT, OR SPECIAL DAMAGES, INCLUDING, WITHOUT LIMITATION, DAMAGES ARISING OUT OF OR RESULTING IN ANY MALFUNCTIONS, DELAYS, LOSS OF PROFIT, INTERRUPTION OF BUSINESS, PERSONAL INJURY, BODILY INJURY, DEATH, DISMEMBERMENT, OR PROPERTY DAMAGE.

Indiana Furniture Industries, Inc.
Attn: Customer Service
1224 Mill Street, P.O. Box 270
Jasper, Indiana 47547-0270
800.422.5727
Fax 812.482.9035
custserv@indianafurniture.com

Surface Materials

Wood Finishes and Woodgrain, Solid, and Patterned Laminates

					
Beigewood (BW) TFL, HPL, Seating*	Sugar Maple (SM) Veneer, TFL, HPL, Seating	Oak Riftwood (ORW) Veneer*, TFL, HPL, Seating*	Sunglow Walnut (SW) Veneer, Seating	Fawn Oak (FO) Veneer*, Seating*	Weathered Ash (WTA) Veneer*, TFL, HPL, Seating*
					
Smoky Brown Pear (SBP) Veneer, TFL, HPL, Seating*	Asian Night (AS) Veneer, TFL, HPL, Seating	Studio Teak (TK) TFL, HPL, Seating	Pinnacle Walnut (PNW) TFL, HPL, Seating	Tavern Teak (TT) Veneer, Seating*	Harvest Maple (HVM) Veneer, TFL, HPL, Seating*
					
Medium Oak (MO) Veneer*, Seating*	Golden Cherry (GC) Veneer, TFL, HPL, Seating	Legacy Walnut (LW) Veneer, Seating	Artisan Walnut (AW) Veneer, Seating	Shaker Cherry (SKC) Veneer, TFL, HPL, Seating	Select Cherry (SCH) Veneer, TFL, HPL, Seating
					
Williamsburg Cherry (WC) Veneer, TFL, HPL, Seating	Harvest Walnut (HW) Veneer, Seating	Dark Cherry (DC) Veneer, Seating	Mahogany Walnut (MW) Veneer, TFL, HPL, Seating	Columbian Walnut (CO) Veneer, TFL, HPL, Seating	Dark Forest Walnut (DFW) Veneer, Seating*
					
Espresso (EW/EF) Veneer, TFL, HPL, Seating	Designer White (WH) TFL, HPL, Seating	White Sand (WHS) TFL, HPL	Fashion Grey (FHG) TFL, HPL	Pepperdust (PPD) TFL, HPL	Slate Grey (SG) TFL, HPL
					
Black (BL) TFL, HPL, Seating	Pewter Mesh (PTM) HPL (training tables only)	Steel Mesh (STM) HPL (training tables only)			

* Finish is Low Sheen

Metal Options

					
Oyster White (OYST)	Sugar Cookie (SUGC)	Aluminum (ALUM)	Chrome (CHRM)	Mist (MIST)	Black (BLK) / Noir (NOIR)






Square One Wood Finishes

				
Aspen White (AWH)	Natural Beech (NB)	Truffle Rain (TR)	Orchard (OR)	Ember Gray (EG)

Square One Acrylic Options

				
Frosted (FSTA)	Raffia (RAFA)	Tinsel (TNSA)	Twigwork (TGWA)	Woven (WOVA)

Square One Acoustic Options

				
Milky (MLK)	Taupe (TPE)	Grey (GRY)	Ash (ASH)	Black (BLK)

8% Price Increase Effective Feb 14

Colors represented are high-resolution reproductions and may vary slightly from the actual product. To see actual colors, please visit our website or contact our Sales team or order online at www.indianafurniture.com. Graining and finish colors may vary, yet will continue to complement, across Veneer, HPL, TFL, and Seating products due to the inherent differences of these materials.

Indiana[®] FURNITURE

1224 Mill Street
PO Box 270
Jasper, Indiana 47547-0270

Tel 812.482.5727
Tol 800.422.5727
Fax 812.482.9035
sales@indianafurniture.com
www.indianafurniture.com

Federal Classification: Small Business

8% Price Increase Effective Feb 14

