

NEW PRICING FEBRUARY 14

Effective February 14, 2022,
Indiana Furniture will incur
an **8% price increase** on all
models and options.

Casegoods + Reception

PRICING EFFECTIVE DECEMBER 6, 2021

Indiana
FURNITURE

Being over a century old hasn't slowed us down! Sure, we are still the reliable, ethical company that was born in southern Indiana, steeped in quality, craftsmanship, and service. But have you seen our latest introductions? We are making a splash with design and challenging the concept of modern offices. Go ahead. Take a look. You know you want to.

Our Pledge to People + Our Plant.

We've been making wood furniture longer than just about anyone...and we want to be doing so for a long time to come. That's a large part of why we take a stewardship approach to our resources. We believe that environmental sustainability and business profits need not be mutually exclusive. They can and should exist side by side in a mutually beneficial relationship. And for more than a century, we've been showing how it's done.

We've proven our commitment to a sustainable future by supporting the standards and programs that protect our home planet and human health. Whether it's local sourcing, reducing contaminants, implementing wellness and safety programs, or diverting waste from landfills, social responsibility is a part of every decision we make at Indiana Furniture.

One of the surest ways to reduce our impact on the planet is to make and buy things that last. And this one's a natural for us. Our products are made with craftsmanship and attention to detail that are a part of our more than a century-long legacy in wood manufacturing. And our products are backed by our 12-year warranty, which facilitates maintenance, servicing and reassembly.

All of our product lines:

- Are manufactured and assembled in the USA,
- Meet or exceed Indoor Air quality standards*,
- Meet or exceed BIFMA level® Sustainability standards and certification*,
- Conform to the BIFMA Compliance standards*,
- Comply with TSCA Title VI (CARB) standards,
- and can contribute to U.S. Green Building's LEED Program.

To learn more, simply go to www.IndianaFurniture.com/resources.



Ease of Specification

Whether you're looking to specify your office spaces or simply to visualize them in the options and surface materials you are desiring, we make it easy. You can find the entire Indiana Furniture portfolio on the following third-party, space-planning platforms.



* Recently launched or new products may still be in testing; Cush Pillows is currently not BIFMA Compliant due to no available compliance test.

Welcoming environments start with furniture that’s warm and inviting. Create a customized work environment through flexible combinations of shells, components, and work surfaces that address multiple configuration options. Subtle details, including multiple pull styles, edge options, overlay panels and molding options allow for a personalized look or seamless blending with any of our standard casegood offerings.

CONSTRUCTION

Aura Reception features a Veneer chassis with your choice of either a Veneer, HPL, or Solid Surface transaction counter. Units ship assembled unless otherwise noted.

veneer

- Exposed surfaces feature select grade plain sliced hardwood Cherry, Maple, American Black Walnut, or composite veneers
- Veneers are carefully selected and matched to assure proper balance and consistency

TOPS

- Veneer worksurface tops are 3-ply balanced construction and 1 5/32" thick with a self-edge
- Transaction tops are 1 1/2" thick with a 5-ply balanced construction in Veneer, 3-ply balanced construction in High Pressure Laminate
- Transaction tops in Cherry, Maple, and American Black Walnut have solid hardwood rims and are profiled on all sides with mitered corners.
- Transaction tops in Composite Veneers are edge-banded and have a self edge on all sides
- Optional 3/8" thick glass accent top with 1 1/4" silver standoffs
- Transaction tops in solid surface materials are 1 1/2" thick and available in 6 standard colors
- Grain runs left to right unless otherwise stated

CHASSIS

- Tops and end panels are securely fastened using high quality European fastening systems to ensure maximum strength
- All units have finished backs unless noted
- All pedestals offer optional wire management access from pedestal to kneespace
- All units ship with heavy-duty, adjustable leveling glides to ensure proper leveling and compensation for uneven floors

DRAWERS

- Drawer fronts are 3-ply construction, 3/4" thick with matched grain
- Drawer sides, back, and front are 1/2" thick, woodgrain vinyl wrapped construction with mitered corners
- Box and file drawers have 1/8" thick hardboard bottoms and tested for 100lb capacity
- Lateral file drawers feature 1/4" thick bottoms and tested for 200lb capacity
- 5-Sided drawer construction for easy removal of drawer fronts
- All drawers feature full extension, progressive action slides with precision steel ball bearings
- All suspensions have a limited lifetime warranty

FILING

- All file drawers are standard with filing systems designed to accommodate a variety of filing requirements
- Modular component pedestals provide letter filing front to back and legal filing side to side
- Lateral file drawers provide legal or letter filing front to back or side to side

STORAGE

- All hinged doors include soft close hinges, unless noted
- One piece hinge and base plate combination
- Soft close hinges reduce stress placed on the cabinet when the door is closed and offers a quiet closure

LOCKING

- All units with file drawers feature locking
- Removable lock cylinders allow for units to be re-keyed at a later date, if required
- Units are shipped randomly keyed as standard
- Keyed alike units available upon request at no additional charge
- Lock core will match pull color

INTERIOR DRAWER DIMENSIONS

Model

62-2418PD1

Drawers	W	L	D
Box	14 9/32"	15 1/8"	3 1/2"
File	14 9/32"	15 1/8"	9/4"

Model

62-2418PD2

Drawers	W	L	D
File	14 9/32"	15 1/8"	9/4"

Model

62-2436LF1

Drawers	W	L	D
Lat File	32 9/32"	15 1/16"	9/4"

Model

62-2430LF1

Drawers	W	L	D
Lat File	26 9/32"	15 1/16"	9/4"

Model

62-2436MF1

Drawers	W	L	D
Box	14 9/32"	15 1/8"	3 1/2"
File	14 9/32"	15 1/8"	9/4"
Lat File	32 9/32"	15 1/16"	9/4"

Model

62-2430MF1

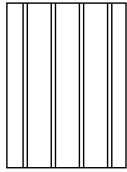
Drawers	W	L	D
Box	11 1/16"	16 3/16"	3 1/2"
File	12 1/8"	16 3/16"	9/4"
Lat File	26 9/32"	15 1/16"	9/4"

62-1622CD	Center	19	15	1 1/8"
-----------	--------	----	----	--------

Aura Reception

FILING CAPABILITIES

Drawers with Dimensions: 11⁵/₁₆" W x 16³/₁₆" L

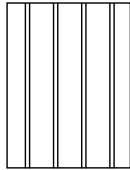


Letter or Legal Side to Side

Drawers with Dimensions: 12¹/₈" W x 16⁵/₃₂" L




Letter Front to Back




Letter or Legal Side to Side

Drawers with Dimensions: 14³/₃₂" W x 15¹/₈" L

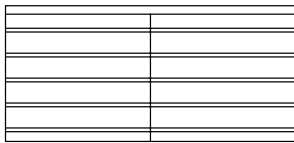


Letter Front to Back

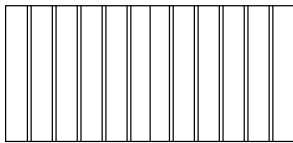


Legal Side to Side

Drawers with Dimensions: 32³/₃₂" W x 15¹/₈" L

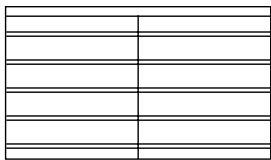


2 Rows Letter Front to Back

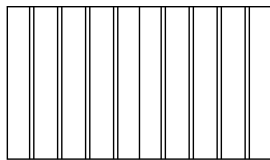


1 Row Legal Side to Side

Drawers with Dimensions: 26³/₃₂" W x 15¹/₈" L



2 Rows Letter Front to Back



1 Row Legal Side to Side

HOW TO ORDER EXAMPLES

	QTY	MODEL NO.	DESCRIPTION	EXAMPLE
DESK SHELL	1	62-3696RS	Top Material	W
			Finish/Color	AW
			Edge Profile	E
			Tackboard	YES
			Upholstery	Momentum Grid Chrome
			Grommet	GLR
			Grommet Color	SLV
			Glass Top	YES
			Overlay	YES
			Overlay Color	SC
PEDESTAL	2	62-2418PD1	Finish	AW
			Pull/Color	AAC
			Wire	WMENDS
			Management	

veneer (W) OPTIONS AVAILABLE

Veneer features UVAdvantage, an ultra-violet finish, on all exposed surfaces by utilizing roll-coat UV technology

AW	Artisan Walnut	MW	Mahogany Walnut
AS	Asian Night*	MO	Medium Oak**
CO	Columbian Walnut	ORW	Oak Riftwood*,**
DC	Dark Cherry	SCH	Select Cherry
DFW	Dark Forest Walnut	SKC	Shaker Cherry
EW	Espresso	SBP	Smoky Brown Pear*
FO	Fawn Oak**	SM	Sugar Maple
GC	Golden Cherry	SW	Sunglow Walnut*
HVM	Harvest Maple	TT	Tavern Teak*
HW	Harvest Walnut	WTA	Weathered Ash*,**
LW	Legacy Walnut	WC	Williamsburg Cherry

* Composite Veneer/ ** Finish is Low Sheen

ADDITIONAL OVERLAY COLOR OPTIONS

SC	Sugar Cookie	WH	White
----	--------------	----	-------

HPL (P) LAMINATE TRANSACTION TOP OPTIONS

WOODGRAIN

CO	Columbian Walnut	MW	Mahogany Walnut
EF	Espresso	SCH	Select Cherry
GC	Golden Cherry	SKC	Shaker Cherry
HVM	Harvest Maple	SM	Sugar Maple
MO	Medium Oak	WC	Williamsburg Cherry

SOLID SURFACE (S) TRANSACTION TOP OPTIONS

AR	Arroyo	SNW	Snow White
PE	Pebble Beach	SN	Starry Night
SE	Sedona	TN	Tundra

EDGE PROFILES

CHASSIS/WORKSURFACES

Y Square

TRANSACTION TOPS

B Bevel	Y Square*
D Bullnose	Z Tail
X Flute*	E Tri-Round
O Phoenix	N Waterfall
A Radius	

* Composite Veneers available only in Square (Y) and Flute (X) profiles

SOLID SURFACE TRANSACTION TOPS

S1 Straight S2 Roman



Bevel (B) Bullnose (D) Flute (X) Phoenix (P)



Radius (A) Square (Y) Tail (Z) Tri-Round (E)



Waterfall (N)

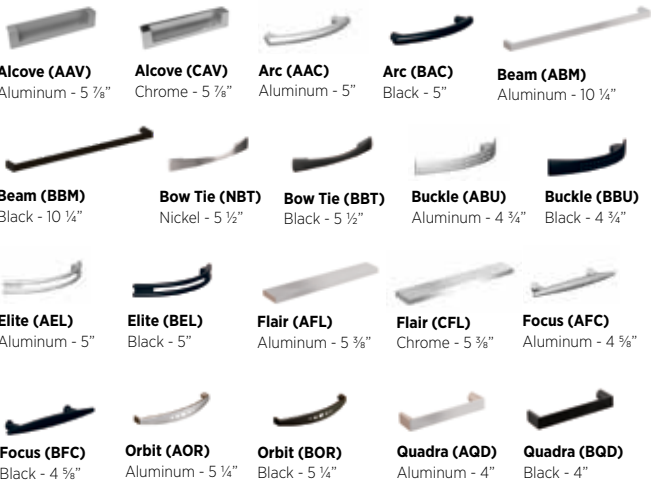
Straight (S1)

Roman (S2)

PULL OPTIONS

Note: Lock Core will match Pull Color

AAV Alcove, Aluminum	AEL Elite, Aluminum
CAV Alcove, Chrome	BEL Elite, Black
AAC Arc, Aluminum	AFL Flair, Aluminum
BAC Arc, Black	CFL Flair, Chrome
ABM Beam, Aluminum	AFC Focus, Aluminum
BBM Beam, Black	BFC Focus, Black
BBT Bow Tie, Black	AOR Orbit, Aluminum
NBT Bow Tie, Nickel	BOR Orbit, Black
ABU Buckle, Aluminum	AQD Quadra, Aluminum
BBU Buckle, Black	BQD Quadra, Black



GROMMET OPTIONS & LOCATIONS

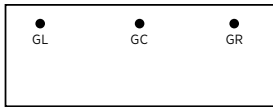
Multiple locations may be selected. Black = BLK and Silver = SLV

GC	Grommet, Center - Specify BLK or SLV	\$	60
GL	Grommet, Left - Specify BLK or SLV	\$	60
GR	Grommet, Right - Specify BLK or SLV	\$	60

Verify Grommet Option is available on the model(s) you are specifying using the following location information. Grommets may be ordered in non-standard locations. Call Customer Service to assist with specification and/or please attach a drawing to the PO showing the location of the grommet. Note additional charges and lead times may apply.

Models

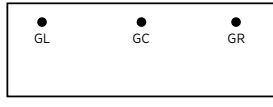
62-3696RSS	62-3690RSS	62-3684RSS	62-3678RSS
62-3672RSS	62-3666RSS	62-3660RSS	62-3696RS
62-3690RS	62-3684RS	62-3678RS	62-3672RS
62-3666RS	62-3660RS		



GL/GR: Located 6" from ends and 32 3/8" from user side
GC: Located 32 3/8" from user side

Models

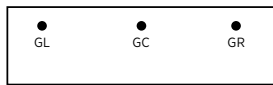
62-3096RSS	62-3090RSS	62-3084RSS	62-3078RSS
62-3072RSS	62-3066RSS	62-3060RSS	62-3096RS
62-3090RS	62-3084RS	62-3078RS	62-3072RS
62-3066RS	62-3060RS		



GL/GR: Located 6" from ends and 26 3/8" from user side
GC: Located 26 3/8" from user side

Models

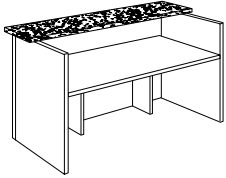
62-2560RSLF	62-2560RSRF	62-2554RSLF	62-2554RSRF
62-2548RSLF	62-2548RSRF	62-2442RSLF	62-2442RSRF
62-2436RSLF	62-2436RSRF		



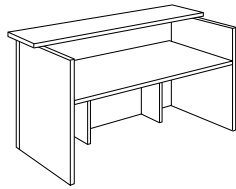
GL/GR: Located 6" from ends and 20" from user side
GC: Located 20" from user side

CERTIFICATIONS & COMPLIANCE

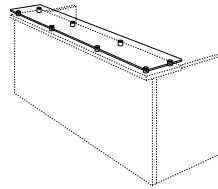
- ETL Environmental Certification
- BIFMA level® Certified
- BIFMA Compliant Certified
- TSCA Title VI (formerly CARB) Compliance
- US Green Building's LEED Contribution



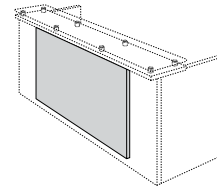
Reception Desk Shells with Solid Surface Transaction Counters
(See Page 562)



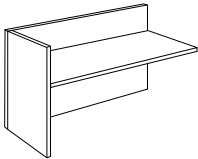
Reception Desk Shells with Veneer/HPL Transaction Counters
(See Page 561)



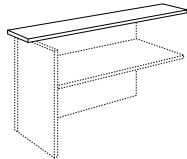
Optional Glass Transaction Top for Desk Shells with Wood Transaction Counters
(See Page 563)



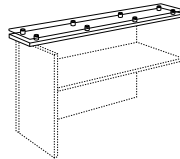
Optional Modesty Panel Overlay for Desk Shells
(See Page 563)



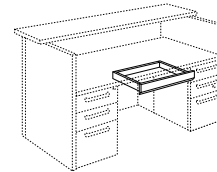
Reception Station Return Shell
(See Page 564)



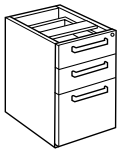
Return Transaction Counter
(See Page 564)



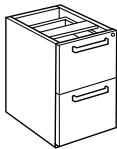
Optional Glass Transaction Top for Return Shells with Wood Transaction Counters
(See Page 565)



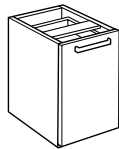
Optional Center Drawer
(See Page 567)



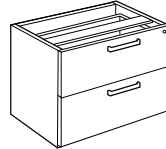
Component Ped Box/Box/File
(See Page 565)



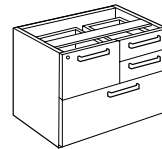
Component Ped File/File
(See Page 565)



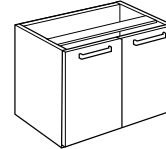
Component Ped Door Bookcase
(See Page 566)



Component Ped Lateral File
(See Page 566)



Component Ped Multi-File
(See Page 566)

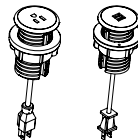


Component Ped Double Door Bookcase
(See Page 566)


Reception Desk Shell Tackboards (See Page 567)



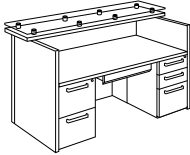
Sand Dollar Power/Data (See Page 568)



Wire Management (See Page 568)



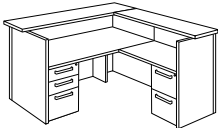
Item	Model No.	Width	Depth	Height	Ship Wt	Cubic Ft	List Price
RECEPTION DESK DOUBLE PED WITH GLASS TOP	62-1	74	39	42	472	97.2	P\$ 10734 W\$ 10792



CONSIST OF:	QTY			
62-3672RS	1	Reception Station Shell	P\$ 4153 W\$ 4211	
62-72SOG	1	Optional Glass Top	\$ 2033	
62-2418PD1	1	Modular Pedestal with Box/Box/File	\$ 2081	
62-2418PD2	1	Modular Pedestal with File/File	\$ 2081	
62-1622CD	1	Center Drawer	\$ 386	

Products are available as left or right, where applicable

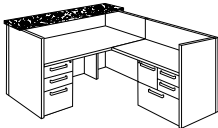
RECEPTION STATION L-UNIT	62-2	80	82	42	587	141.3	P\$ 11156 W\$ 11290
--------------------------	------	----	----	----	-----	-------	------------------------



CONSIST OF:	QTY			
62-3678RS	1	Reception Station Shell	P\$ 4361 W\$ 4420	
62-2418PD1	1	Modular Pedestal with Box/Box/File	\$ 2081	
62-2542RSRF	1	Reception Station Return Shell - Right	\$ 1669	
62-1270RTP	1	Return Shell Transaction Top	P\$ 964 W\$ 1039	
62-2418PD2	1	Modular Pedestal with File/File	\$ 2081	

Products are available as left or right, where applicable

RECEPTION STATION L-UNIT WITH SOLID SURFACE	62-3	96¾	96¾	42	664	161.9	\$ 13134
---	------	-----	-----	----	-----	-------	----------



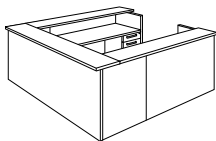
CONSIST OF:	QTY			
62-3672RSS	1	Reception Station Shell with Solid Surface Top	\$ 5800	
62-2418PD1	1	Modular Pedestal with Box/Box/File	\$ 2081	
62-2560RSRF	1	Reception Station Return Shell - Right	\$ 2002	
62-2436MF1	1	Modular Pedestal with Multi-File	\$ 3251	

Products are available as left or right, where applicable

Pricing Codes:
P= Laminate Top
W= Wood Top

See Aura Reception Intro Section for Ordering Options, Pages 555-558

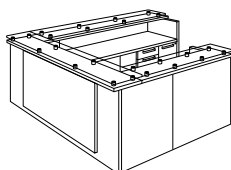
Item	Model No.	Width	Depth	Height	Ship Wt	Cubic Ft	List Price	
RECEPTION STATION U-UNIT	62-4	86	88	42	755	187.2	P\$	14201
							W\$	14421



CONSIST OF:		QTY					
62-3084RS	1	Reception Station Shell		P\$	4211	W\$	4277
62-2554RSLF	1	Reception Station Return Shell - Left		\$	1903		
62-2554RSRF	1	Reception Station Return Shell - Right		\$	1903		
62-1276RTP	2	Transaction Riser for Return Shell		P\$	2022	W\$	2176
62-2418PD1	1	Modular Pedestal with Box/Box/File		\$	2081		
62-2418PD2	1	Modular Pedestal with File/File		\$	2081		

Products are available as left or right, where applicable

RECEPTION STATION U-UNIT WITH GLASS TOPS	62-5	86	94	42	804	19.8	P\$	22619
							W\$	22793



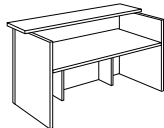
CONSIST OF:		QTY					
62-3084RS	1	Reception Station Shell		P\$	4211	W\$	4277
62-84SOG	1	Optional Glass Top		\$	2414		
62-2542RSLF	1	Reception Station Return Shell - Left		\$	1669		
62-2560RSRF	1	Reception Station Return Shell - Right		\$	2002		
62-2418PD1	1	Modular Pedestal with Box/Box/File		\$	2081		
62-2436MF1	1	Modular Pedestal with Multi-File		\$	3251		
62-1264RTP	1	Transaction Riser for Return Shell		P\$	926	W\$	977
62-64SOG	1	Optional Glass Top		\$	1960		
62-1282RTP	1	Transaction Riser for Return Shell		P\$	1066	W\$	1123
62-82SOG	1	Optional Glass Top		\$	2368		
62-OV84	1	Modesty Panel Overlay		\$	671		

Products are available as left or right, where applicable

Pricing Codes:

P= Laminate Top
W= Wood Top

See Aura Reception Intro Section for Ordering Options, Pages 555-558


Item	Model No.	Width	Depth	Height	K	R	Ship Wt	Cubic Ft	List Price	
 <p>RECEPTION DESK SHELL WITH TRANSACTION TOP</p> <p>Must Specify (in this order): Model # Transaction Top Material Finish/Color Edge Profile Tackboard Tackboard Fabric Grommet Location Overlay Overlay Color</p>	62-3696RS 94" Worksurface	96	39	42	93¾	3	359	108.0	P\$ 4938 W\$ 4981	
	62-3690RS 88" Worksurface	90	39	42	87¾	3	377	101.0	P\$ 4676 W\$ 4729	
	62-3684RS 82" Worksurface	84	39	42	81¾	3	315	93.0	P\$ 4541 W\$ 4602	
	62-3678RS 76" Worksurface	78	39	42	75¾	3	285	90.0	P\$ 4361 W\$ 4420	
	62-3672RS 70" Worksurface	72	39	42	69¾	3	271	77.0	P\$ 4153 W\$ 4211	
	62-3666RS 64" Worksurface	66	39	42	63¾	3	249	72.0	P\$ 3960 W\$ 4041	
	62-3660RS 58" Worksurface	60	39	42	57¾	3	220	65.0	P\$ 3873 W\$ 3946	
	62-3096RS 94" Worksurface	96	33	42	93¾	3	299	108.0	P\$ 4579 W\$ 4633	
	62-3090RS 88" Worksurface	90	33	42	87¾	3	281	101.0	P\$ 4326 W\$ 4385	
	62-3084RS 82" Worksurface	84	33	42	81¾	3	263	93.0	P\$ 4211 W\$ 4277	
	62-3078RS 76" Worksurface	78	33	42	75¾	3	238	90.0	P\$ 4045 W\$ 4128	
	62-3072RS 70" Worksurface	72	33	42	69¾	3	226	77.0	P\$ 3891 W\$ 3945	
	62-3066RS 64" Worksurface	66	33	42	63¾	3	207	72.0	P\$ 3702 W\$ 3791	
	62-3060RS 58" Worksurface	60	33	42	57¾	3	183	65.0	P\$ 3613 W\$ 3689	

Description

- Vertical Woodgrain on Chassis; Side-to-Side Woodgrain on Worksurface
- Available with Veneer (W) or HPL (P) Transaction Top, Must Specify
- Veneer Worksurface and Shell Desk with 12"D Veneer or HPL Transaction Top
- Worksurface Features Square Profiled Edge
- Transaction Top Profiled on All 4 Sides
- Optional Contrasting Overlay Panel for Approach Modesty (See Page 563)
- Additional Options: Worksurface Grommet (See Page 577), Glass Transaction Top (See Page 563), Center Drawer (See Page 457), Tackboard (See Page 567), Wire Management, Sand Dollar Power and USB (See Page 568)

Pricing Codes:
 P= Laminate Top
 W= Wood Top

See Aura Reception Intro Section for Ordering Options, Pages 555-558

Item	Model No.	Width	Depth	Height	K	R	Ship Wt	Cubic Ft	List Price
 <p>RECEPTION DESK SHELL WITH SOLID SURFACE TRANSACTION TOP</p>	62-3696RSS 94" Worksurface	96	39	42	93¾	3	389	108.0	\$ 7184
	62-3690RSS 88" Worksurface	90	39	42	87¾	3	367	101.0	\$ 6755
	62-3684RSS 82" Worksurface	84	39	42	81¾	3	345	93.0	\$ 6483
	62-3678RSS 76" Worksurface	78	39	42	75¾	3	315	90.0	\$ 6206
	62-3672RSS 70" Worksurface	72	39	42	69¾	3	301	77.0	\$ 5800
	62-3666RSS 64" Worksurface	66	39	42	63¾	3	279	72.0	\$ 5547
	62-3660RSS 58" Worksurface	60	39	42	57¾	3	250	65.0	\$ 5335
	62-3096RSS 94" Worksurface	96	33	42	93¾	3	329	108.0	\$ 6898
	62-3090RSS 88" Worksurface	90	33	42	87¾	3	311	101.0	\$ 6476
	62-3084RSS 82" Worksurface	84	33	42	81¾	3	293	93.0	\$ 6220
	62-3078RSS 76" Worksurface	78	33	42	75¾	3	267	90.0	\$ 5950
	62-3072RSS 70" Worksurface	72	33	42	69¾	3	256	77.0	\$ 5572
	62-3066RSS 64" Worksurface	66	33	42	63¾	3	237	72.0	\$ 5325
	62-3060RSS 58" Worksurface	60	33	42	57¾	3	213	65.0	\$ 5107

Must Specify (in this order):

Model #

Finish

Solid Surface Color

Solid Surface Edge

Tackboard

Tackboard Fabric

Grommet Location

Grommet Color

Overlay

Overlay Color

Description

- Vertical Woodgrain on Chassis; Side-to-Side Woodgrain on Worksurface
- Veneer Shell Desk with 12"D Solid Surface Transaction Top
- Worksurface Features Square Profiled Edge
- Transaction Top Profiled on All 4 Sides
- Optional Contrasting Overlay Panel for Approach Modesty (See Next Page)
- Additional Options: Worksurface Grommet (See Page 557), Center Drawer (See Page 567), Tackboard (See Page 567), Wire Management, Sand Dollar Power and USB (See Page 568)

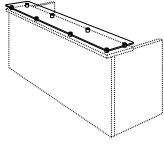
Pricing Codes:

P= Laminate Top

W= Wood Top

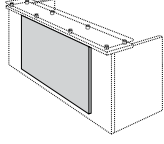
See Aura Reception Intro Section for Ordering Options, Pages 555-558

562 Aura Reception **8% Price Increase Effective Feb 14**

Item	Model No.	Width	Depth	Height	Ship Wt	Cubic Ft	List Price
GLASS TRANSACTION TOP FOR DESK SHELLS 	62-96SOG For Use With 96"W Reception Desk Shells	98	12	3/8	-	-	\$ 2499
	62-90SOG For Use With 90"W Reception Desk Shells	92	12	3/8	-	-	\$ 2458
	62-84SOG For Use With 84"W Reception Desk Shells	86	12	3/8	-	-	\$ 2414
	62-78SOG For Use With 78"W Reception Desk Shells	80	12	3/8	-	-	\$ 2077
	62-72SOG For Use With 72"W Reception Desk Shells	74	12	3/8	-	-	\$ 2033
	62-66SOG For Use With 66"W Reception Desk Shells	68	12	3/8	-	-	\$ 1990
	62-60SOG For Use With 60"W Reception Desk Shells	62	12	3/8	-	-	\$ 1950

Description

- For Desks with Veneer (W) or HPL (P) Transaction Tops
- Glass Top Featured a Self-Edge on All 4 Sides with 1/4" Silver Standoff
- Must be Field Installed
- Only Available on Bullnose, Tri-Round, Flute, Square, or Tail Edge Tops

Item	Model No.	Width	Depth	Height	Ship Wt	Cubic Ft	List Price
MODESTY PANEL OVERLAY FOR DESK SHELLS 	62-OV96 For Use With 96"W Reception Desk Shells	72	1	37 1/2	-	-	\$ 762
	62-OV90 For Use With 90"W Reception Desk Shells	66	1	37 1/2	-	-	\$ 720
	62-OV84 For Use With 84"W Reception Desk Shells	60	1	37 1/2	-	-	\$ 671
	62-OV78 For Use With 78"W Reception Desk Shells	54	1	37 1/2	-	-	\$ 612
	62-OV72 For Use With 72"W Reception Desk Shells	48	1	37 1/2	-	-	\$ 550
	62-OV66 For Use With 66"W Reception Desk Shells	42	1	37 1/2	-	-	\$ 502
	62-OV60 For Use With 60"W Reception Desk Shells	36	1	37 1/2	-	-	\$ 436

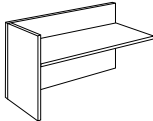
Must Specify (in this order):
Model #
Color

Description

- Veneer (W) Finish Color, Sugar Cookie (SC) or White (WH) Painted Accent Panel Creates Contemporary Modern Style
- Ships Factory Installed on Corresponding Width Reception Station Desk Shells

Pricing Codes:
P= Laminate Top
W= Wood Top

See Aura Reception Intro Section for Ordering Options, Pages 555-558

Item	Model No.	Width	Depth	Height	K	Ship Wt	Cubic Ft	List Price	
RECEPTION STATION RETURN SHELL  Shown as Left	Left	Right							
	62-2560RSLF	62-2560RSRF	60	25 $\frac{3}{8}$	40 $\frac{1}{2}$	58 $\frac{13}{16}$	139	39.0	\$ 2002
	62-2554RSLF	62-2554RSRF	54	25 $\frac{3}{8}$	40 $\frac{1}{2}$	52 $\frac{13}{16}$	125	35.0	\$ 1903
	62-2548RSLF	62-2548RSRF	48	25 $\frac{3}{8}$	40 $\frac{1}{2}$	46 $\frac{13}{16}$	116	32.0	\$ 1752
	62-2542RSLF	62-2542RSRF	42	25 $\frac{3}{8}$	40 $\frac{1}{2}$	40 $\frac{13}{16}$	102	30.0	\$ 1669
	62-2536RSLF	62-2536RSRF	36	25 $\frac{3}{8}$	40 $\frac{1}{2}$	34 $\frac{13}{16}$	87	26.0	\$ 1560

Must Specify (in this order):

Model #

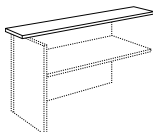
Finish

Grommet Location

Grommet Color

Description

- Vertical Woodgrain on Chassis; Front to Back on Worksurface
- Worksurface Features Square Edge
- See Below for Coordinating Optional Transaction Top and Glass Top (See Below and Page 565)
- Additional Options: Worksurface Grommet (See Page 557), Sand Dollar Power and USB (See Page 568)

Item	Model No.	Width	Depth	Height	K	Ship Wt	Cubic Ft	List Price	
WOOD TRANSACTION TOP FOR RETURN SHELL  Must Specify (in this order): Model # Material Finish/Color Edge Profile	62-1288RTP	88	12	1 $\frac{1}{32}$	-	45	3.5	P\$ 1091 W\$ 1158	
	For Use with 36"D Desks and 60"W Returns								
	62-1282RTP	82	12	1 $\frac{1}{32}$	-	42	2.9	P\$ 1066 W\$ 1123	
	For Use with 36"D Desks and 54"W Returns or 33"D Desks and 60"W Returns								
	62-1276RTP	76	12	1 $\frac{1}{32}$	-	39	2.7	P\$ 1011 W\$ 1088	
	For Use with 36"D Desks and 48"W Returns or 33"D Desks and 54"W Returns								
62-1270RTP	70	12	1 $\frac{1}{32}$	-	36	2.5	P\$ 964 W\$ 1039		
For Use with 36"D Desks and 42"W Returns or 33"D Desks and 48"W Returns									
62-1264RTP	64	12	1 $\frac{1}{32}$	-	33	2.3	P\$ 926 W\$ 977		
For Use with 36"D Desks and 36"W Returns or 33"D Desks and 42"W Returns									
62-1258RTP	58	12	1 $\frac{1}{32}$	-	30	2.1	P\$ 900 W\$ 947		
For Use with 30"D Desks and 36"W Returns									

Description

- Transaction Top for Use on the Return Shell (See Above)
- Profiled on All 4 Sides with Reverse Shape on Joining End
- Grain Runs Front to Back on Veneer Top; Side to Side on HPL (P) Top
- Optional Glass Top (See Next Page)

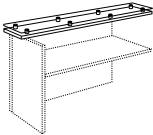
Pricing Codes:

P= Laminate Top

W= Wood Top

See Aura Reception Intro Section for Ordering Options, Pages 555-558

564 Aura Reception **8% Price Increase Effective Feb 14**

Item	Model No.	Width	Depth	Height	Ship Wt	Cubic Ft	List Price
GLASS TOP FOR WOOD TRANSACTION TOPS FOR RETURN SHELL 	62-88SOG For Use with 88"W Wood Transaction Top	88	12	3/8	-	-	\$ 2434
	62-82SOG For Use with 82"W Wood Transaction Top	82	12	3/8	-	-	\$ 2368
	62-76SOG For Use with 76"W Wood Transaction Top	76	12	3/8	-	-	\$ 2050
	62-70SOG For Use with 70"W Wood Transaction Top	70	12	3/8	-	-	\$ 2004
	62-64SOG For Use with 64"W Wood Transaction Top	64	12	3/8	-	-	\$ 1960
	62-58SOG For Use with 58"W Wood Transaction Top	58	12	3/8	-	-	\$ 1917

Must Specify (in this order):
 Model #
 Edge Profile

Description

- Glass Top Featured a Self-Edge on All 4 Sides with 1 1/4" Silver Standoff
- Field Installed on Corresponding Width Return Risers
- Only Available on Bullnose, Tri-Round, Flute, Square, or Tail Edge Tops

MODULAR PEDESTAL WITH BOX/BOX/FILE	62-2418PD1	18	24	28 1/4	82	9.4	\$ 2081
---	------------	----	----	--------	----	-----	---------



Description

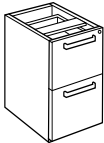
- Box/Box/File Locking Modular Pedestal; Legal Width Provides Legal or Letter Filing
- Lock Core Color will Coordinate with Pull Selection
- Vertical Grain on Chassis and Drawer Fronts

Options: Specify & Add

WMENDS	Wire Management on Both Side Panels						\$ 126
--------	-------------------------------------	--	--	--	--	--	--------

Must Specify (in this order):
 Model #
 Finish
 Pull
 Wire Management

MODULAR PEDESTAL WITH FILE/FILE	62-2418PD2	18	24	28 1/4	82	9.4	\$ 2081
--	------------	----	----	--------	----	-----	---------



Description

- File/File Locking Modular Pedestal; Legal Width Provides Legal or Letter Filing
- Lock Core Color will Coordinate with Pull Selection
- Vertical Grain on Chassis and Drawer Fronts


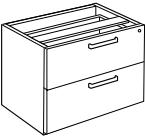
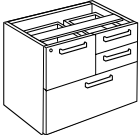
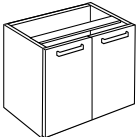
Options: Specify & Add

WMENDS	Wire Management on Both Side Panels						\$ 126
--------	-------------------------------------	--	--	--	--	--	--------

Must Specify (in this order):
 Model #
 Finish
 Pull
 Wire Management

Pricing Codes:
 P= Laminate Top
 W= Wood Top

See Aura Reception Intro Section for Ordering Options, Pages 555-558

Item	Model No.	Width	Depth	Height	Ship Wt	Cubic Ft	List Price								
	Left	Right													
	62-2418PD4L	62-2418PD4R	18	24	28¼	82	9.4 \$ 1905								
Description		<ul style="list-style-type: none"> • One Door with a 12"D Adjustable Shelf Inside Cabinet • Vertical Grain on Chassis and Drawer Fronts 													
Options: Specify & Add		<table border="0"> <tr> <td>LKT</td> <td>Optional Locking Doors (Lock Core Color will Coordinate with Pull)</td> <td>\$</td> <td>54</td> </tr> <tr> <td>WMENDS</td> <td>Wire Management on Both Side Panels</td> <td>\$</td> <td>126</td> </tr> </table>						LKT	Optional Locking Doors (Lock Core Color will Coordinate with Pull)	\$	54	WMENDS	Wire Management on Both Side Panels	\$	126
LKT	Optional Locking Doors (Lock Core Color will Coordinate with Pull)	\$	54												
WMENDS	Wire Management on Both Side Panels	\$	126												
<u>Must Specify (in this order):</u>															
Model #															
Finish															
Pull															
Wire Management															
	62-2436LF1	36	24	28¼	143	17.2	\$ 2641								
	62-2430LF1	30	24	28¼	119	14.4	\$ 2601								
Description		<ul style="list-style-type: none"> • Double Lateral File Locking Modular Pedestal; Drawers Provides Legal or Letter Filing • Lock Core Color will Coordinate with Pull Selection • Vertical Grain on Chassis and Drawer Fronts 													
Options: Specify & Add		<table border="0"> <tr> <td>WMENDS</td> <td>Wire Management on Both Side Panels</td> <td>\$</td> <td>126</td> </tr> </table>						WMENDS	Wire Management on Both Side Panels	\$	126				
WMENDS	Wire Management on Both Side Panels	\$	126												
<u>Must Specify (in this order):</u>															
Model #															
Finish															
Pull															
Wire Management															
	62-2436MF1	36	24	28¼	143	17.2	\$ 3251								
	62-2430MF1	30	24	28¼	119	14.4	\$ 3204								
Description		<ul style="list-style-type: none"> • Box/Box/File Over Lateral File • Locking File Drawer Provides Legal or Letter Filing • Lock Core Color will Coordinate with Pull Selection • Vertical Grain on Chassis and Drawer Fronts 													
Options: Specify & Add		<table border="0"> <tr> <td>WMENDS</td> <td>Wire Management on Both Side Panels</td> <td>\$</td> <td>126</td> </tr> </table>						WMENDS	Wire Management on Both Side Panels	\$	126				
WMENDS	Wire Management on Both Side Panels	\$	126												
<u>Must Specify (in this order):</u>															
Model #															
Finish															
Pull															
Wire Management															
	62-2436DB	36	24	28¼	145	17.2	\$ 2406								
	62-2430DB	30	24	28¼	105	14.4	\$ 2316								
Description		<ul style="list-style-type: none"> • Adjustable 12"D Shelf Inside Cabinet • Vertical Grain on Chassis and Drawer Fronts • Optional Locking Doors (See Below) 													
Options: Specify & Add		<table border="0"> <tr> <td>LKT</td> <td>Optional Locking Doors (Lock Core Color will Coordinate with Pull)</td> <td>\$</td> <td>71</td> </tr> <tr> <td>WMENDS</td> <td>Wire Management on Both Side Panels</td> <td>\$</td> <td>126</td> </tr> </table>						LKT	Optional Locking Doors (Lock Core Color will Coordinate with Pull)	\$	71	WMENDS	Wire Management on Both Side Panels	\$	126
LKT	Optional Locking Doors (Lock Core Color will Coordinate with Pull)	\$	71												
WMENDS	Wire Management on Both Side Panels	\$	126												
<u>Must Specify (in this order):</u>															
Model #															
Finish															
Pull															
Locking Door															
Wire Management															

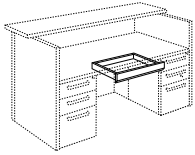
Pricing Codes:

P= Laminate Top
W= Wood Top

See Aura Reception Intro Section for Ordering Options, Pages 555-558

566 Aura Reception **8% Price Increase Effective Feb 14**

Item	Model No.	Width	Depth	Height	Ship Wt	Cubic Ft	List Price
CENTER DRAWER	62-1622CD	22	16	2¾	7	1.4	\$ 386



Description

- Fits Desks and Returns
- Built in Pen Tray
- Field Installed Only

Must Specify (in this order):

- Model #
- Finish

RECEPTION DESK SHELL TACKBOARDS
9" H



Model #	Size	COM ydg	COM, 1, 2 or 3	Grades									
				4	5	6	7	8	9	10			
TB-6296	96"	3.00	\$ 273	597	747	906	1125	1353	1623	1932			
TB-6290	90"	2.75	\$ 262	559	697	842	1043	1252	1500	1783			
TB-6284	84"	2.50	\$ 247	517	642	775	957	1147	1372	1630			
TB-6278	78"	2.50	\$ 243	513	638	771	953	1143	1368	1626			
TB-6272	72"	2.25	\$ 200	443	556	675	839	1010	1213	1444			
TB-6266	66"	2.00	\$ 181	397	497	603	749	901	1081	1287			
TB-6260	60"	1.75	\$ 171	360	448	540	668	801	959	1139			

Must Specify (in this order):

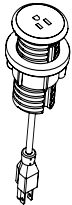
- Model #
- Fabric Grade
- Fabric Vendor
- Fabric Pattern/Color

Description

- Coordinates with Reception Desk Shells
- Factory Installed

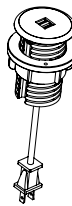
Pricing Codes:
P= Laminate Top
W= Wood Top

See Aura Reception Intro Section for Ordering Options, Pages 555-558

Item	Model No.		Width	Depth	Height	Ship Wt	Cubic Ft	List Price
	01-SAND60PW	White	3	3	4	1	0.2	\$ 76
	01-SAND60PB	Black						\$ 76
	01-SAND60PS	Silver						\$ 76

Description

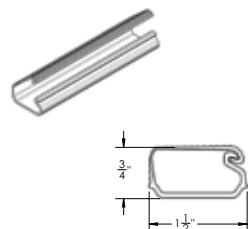
- Unit is 2" Diameter; Mounts in 60mm Round Grommet Cutout
- 6' Cord
- Single Power Outlet

	01-SAND60UW	White	3	3	4	1	0.2	\$ 216
	01-SAND60UB	Black						\$ 216
	01-SAND60US	Silver						\$ 216

Description

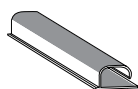
- Unit is 2" Diameter; Mounts in 60mm Round Grommet Cutout
- 6' Cord
- Dual USB Outlets

WIRE MANAGEMENT CHANNEL	01-WMGR4		16	1½	¾	1	-	\$ 91
-------------------------	----------	--	----	----	---	---	---	-------

**Description**

- Set of Four (4) Black Plastic Wire Management Channels
- Snap Lock Channel
- Attaches with Adhesive Strips
- Ships via UPS Only

WIRE CHANNEL	01-32125		24	1 5/8	1	.25	0.3	\$ 82
--------------	----------	--	----	-------	---	-----	-----	-------

**Description**

- Available in Black
- Channels Attach with 2 Double-Sided Installation Tape
- Open J Channel for Easy Storage of Cables

	01-0251LINKSLV	Silver	5 3/16	3 3/16	30-51	4	3.0	\$ 305
	01-0251LINKBLK	Black	5 3/16	3 3/16	30-51	4	3.0	\$ 275

Description

- Kit Includes: 50 Link 360™ elements, 1 Quad Connector, 1 Dumbbell Connector, 1 Foot Assembly with Two (2) Magnetic Clips
- Can Be Used For Height-Adjustable Mechanisms Up To 51" or Free-Standing Use

Pricing Codes:

P= Laminate Top
W= Wood Top

See Aura Reception Intro Section for Ordering Options, Pages 555-558

ORDERING INFORMATION

All orders should be emailed to neworders@indianafurniture.com. Orders can be faxed to 812-482-9035 or mailed to:

Indiana Furniture
P.O. Box 270
1224 Mill Street
Jasper, IN 47547-0270

ORDER PROCEDURE

All orders must include purchase order number, billing address, ship-to address and phone number, and any special instructions.

When ordering casegoods or tables, give complete quantity, model number, finish and any other options.

When ordering seating, give complete quantity, model number, finish, fabric and any other options.

Within each series, an example of "How to Order" is illustrated at the beginning of each series section. For further clarification of order procedure, contact Customer Service.

PRICING

All prices shown are suggested retail prices F.O.B. Point of Origin, freight prepaid and allowed to one continental US destination. Prices, specifications and materials are subject to change without notice. Possession and/or distribution of this price list does not in itself constitute an offer to sell. Orders can be received only from authorized Indiana Furniture dealers. Orders will be billed at prices prevailing at time of shipment, unless acknowledged prior to the effective date of the price change, in which case billing will be at the price acknowledged.

ACKNOWLEDGMENT

All orders will be acknowledged promptly, showing how the order was entered, its approximate shipping date and other pertinent information. This acknowledgment is the final agreement between the customer and Indiana Furniture and is the exclusive statement of the terms thereof. Please examine this acknowledgment carefully and advise Indiana Furniture immediately of any discrepancies.

BUYER'S OBLIGATION: RIGHTS OF SELLER

If Indiana Furniture shall at any time doubt Buyer's financial responsibility, Indiana Furniture may decline to make shipments hereunder except upon receipt of cash payment in advance or security or other proof of responsibility satisfactory to Indiana Furniture. If buyer fails in any way to fulfill the terms and conditions set forth herein, Indiana Furniture may defer shipments until such default is corrected. Remedies provided herein shall be in addition to, and not in lieu of other remedies. Buyer agrees to abide by payment terms as listed on invoice. Buyer shall pay all reasonable costs and expenses, including attorney and collection fees, and late fees, incurred by Seller in connection with any amounts due for goods ordered.

CANCELLATIONS AND CHANGES

Due to immediate production on build-to-order items, all orders are considered firm and are not subject to cancellation or change without approval from Indiana Furniture. All approved changes are subject to additional charges and revised lead times.

PRODUCT DESIGN AND SPECIFICATION CHANGES

Indiana Furniture reserves the right to make changes in design and construction or discontinue products without prior notice.

REPAIR CHARGES

Indiana Furniture will only pay repair charges if Customer Service gives prior written authorization. No repair charge will be paid without advance approval at which time you will be issued a repair authorization number that will allow you to invoice Indiana Furniture for the completed work.

WAREHOUSE STORAGE CHARGES

If a shipment is held beyond 14 calendar days at your request, a **.067% per calendar day** (2% per month) storage charge will be assessed. The effective date will be 14 calendar days after the acknowledged ship date. Further, the prices applied to the order will be those in effect at the time of shipment.

DAMAGED MERCHANDISE

The consignee is responsible for filing claims with the carrier for damage and shortages. Claims for both obvious and concealed damage must be filed within 15 calendar days, and the damaged merchandise must not have been moved from the original receiving location. All damaged merchandise, including the cartons and packing materials, must be retained for inspection by either the carrier or by an Indiana Furniture Sales Representative. Indiana Furniture reserves the right to select the most cost effective way to repair or replace the damaged item. Once you have notified the carrier, please contact Customer Service for further assistance.

Obvious Damage/Missing Cartons — Do not refuse merchandise damaged in transit. Indiana Furniture recommends the consignee inspect all merchandise upon arrival. If a shipment is received damaged or short, note all information on carrier's copy and your copy of freight bill and delivery receipt. Notify the delivering carrier and file a claim immediately. Pending the results of your claim, either Indiana Furniture or the carrier will cover 100% of the cost to repair or replace the damaged or missing item.

Concealed Damage — If concealed damage is discovered, notify the delivering carrier at once and request an inspection. This must be done within 15 calendar days of delivery. If the carrier will not perform the inspection, you should prepare an affidavit that you contacted them, noting the time and date, and that they failed to comply with your request. This, along with the other papers in your possession, will support the claim. Pending the results of your claim, the cost to repair or replace the item will be covered 1/3 by the carrier and 2/3 by Indiana Furniture for shipments less than a full truckload and 100% by Indiana Furniture for shipments of full truck loads.

RETURN MERCHANDISE

Merchandise will not be accepted for return without a RGA (Return Goods Authorization) issued by Indiana Furniture. We will consider issuing RGA's for the following reasons:

1. Manufacturing defect (inspected by Indiana Furniture representative)
2. Indiana Furniture order processing error
3. Shipping error
4. Mis-marked cartons
5. Duplicated shipments

If you have any questions as to whether your reason for return qualifies for consideration, please contact your Customer Service Representative. Merchandise must be returned within 60 days of the RGA issued date, or within 60 days upon receipt of replacement product to receive credit. Returns due to mis-marked cartons must also be returned in the original cartoning, with shipping labels intact, to receive credit.

All merchandise being returned must be properly packed and protected to ensure no further damage is incurred during transportation back to an Indiana Furniture facility. Upon receipt, all returned merchandise will be thoroughly inspected and the results compared to the reason for return stated on the RGA. Any discrepancies, such as additional damage, signs of usage, missing parts, etc., will result in an adjustment to the amount of credit issued.

DELIVERY AND FREIGHT CHARGES

All shipments are F.O.B. Point of Origin, Jasper, IN, freight prepaid and allowed dock to dock on 53' trailer. Ownership and responsibility of the merchandise becomes that of the buyer upon delivery to the freight company. Shipments into Alaska, Hawaii, Canada, Mexico, Puerto Rico and other exports are freight prepaid and allowed to port of exit.

Indiana Furniture reserves the right to select the most appropriate carrier and routing on all shipments. Indiana Furniture will attempt to accommodate requests for favored carriers and delivery times. Deliveries requested Monday through Thursday, after 3pm, will be assessed a \$300 per truck after hours fee. Deliveries requested after 3pm on Friday or on weekends, will be assessed a \$600 per truck weekend delivery fee.

Inside delivery and installation services are not included in the pricing shown. Any deviation from dock-to-dock delivery, such as but not limited to, non-dock, residential, or inside delivery must be specified on the order. Should these services be requested or required, all charges incurred will be charged to the "Sold To" of the order.

Shipments totaling less than \$2000 (net value, product only) will be assessed a small order fee of \$200 Net per shipment. This fee will be waived for items shipped via small package carriers.

BIFMA AND ANSI TESTING

Indiana Furniture is a member of the Business and Institutional Furniture Manufacturer's Association (BIFMA). Tests developed by the BIFMA and approved by the American National Standards Institute (ANSI) determine the strength and durability of casegoods and seating in its everyday use. Although this testing does not serve as a warranty or guarantee, Indiana Furniture products within this price list have been tested by an independent verifying body and meet or exceed applicable BIFMA and ANSI standards.

Subject to the limitations set forth in this warranty, Indiana Furniture Industries, Inc. (“**Indiana Furniture**”) warrants to the original purchaser all product in this price list (“**Product**”) to be free from defects in material and workmanship given normal use for a 12-year period from the date of manufacture. During the applicable warranty period, Indiana Furniture, as its sole obligation, will repair or replace (in Indiana Furniture’s sole discretion) any Product, part, or component covered by this warranty and sold after December 6, 2021, which fails under normal use as a result of a defect in material or workmanship. Normal use is defined as the equivalent of a single shift, 40-hour work week. Indiana Furniture will repair or replace the defective Product, part, or component with a comparable Product, part, or component.

Warranty periods are limited for certain Products and parts as follows:

12-year Warranty (from the date of manufacture)

- Seating Mechanisms
- Veneers
- Laminates
- Casters and Glides

7-year Warranty (from the date of shipment)

- Pneumatic Table Lift
- Electric Table Lift

5-year Warranty (from the date of manufacture)

- Triple Play Series
- Electrical Components
- Pneumatic Cylinders
- Textiles, Foam, and Decorative Trim
- Swivel Arm Pads
- Keyboard Kits
- Lighting
- All Height Adjustable Mechanisms

3-year Warranty (from date of shipment)

- Dock 950 Wireless Charger
- Dock 150 Wireless and USB Charger

THIS WARRANTY DOES NOT COVER:

- Damage caused by a carrier or third party
- Normal or routine wear and tear
- Appearance, durability, quality, behavior, colorfastness, or any other attribute of customer’s own materials or any non-standard Indiana Furniture material (including CF Stinson, Maharam, Momentum, Mayer, UltraFabrics, Architex, and other alliance programs) specified by the customer and applied to a Product
- Color, grain or texture of wood, laminate and other covering materials
- Changes in wood or fabric color due to aging or exposure to light

As the manufacturer of the Product, Indiana Furniture stands behind its craftsmanship and pledges to do everything it can to reasonably resolve, as quickly as possible, any problems you may have with the Product within the terms and conditions of this warranty.










If you encounter a defect covered by the foregoing warranty, contact the dealer from whom you purchased the Product. If the dealer is unable to resolve your warranty issues, you should contact Indiana Furniture. Please ensure that you have all of the pertinent facts when contacting the dealer or Indiana Furniture, including the model number and factory order number from the inspection label attached to the Product.

INDIANA FURNITURE IS NOT PROVIDING, AND SPECIFICALLY DISCLAIMS, ANY OTHER WARRANTIES FOR THE PRODUCTS, EXPRESS OR IMPLIED, INCLUDING ANY IMPLIED WARRANTY OF MERCHANTABILITY OR FITNESS FOR A PARTICULAR PURPOSE. INDIANA FURNITURE SHALL NOT BE LIABLE TO THE PURCHASER OR ANY THIRD PARTY FOR CONSEQUENTIAL, INCIDENTAL, INDIRECT, OR SPECIAL DAMAGES, INCLUDING, WITHOUT LIMITATION, DAMAGES ARISING OUT OF OR RESULTING IN ANY MALFUNCTIONS, DELAYS, LOSS OF PROFIT, INTERRUPTION OF BUSINESS, PERSONAL INJURY, BODILY INJURY, DEATH, DISMEMBERMENT, OR PROPERTY DAMAGE.

Indiana Furniture Industries, Inc.
Attn: Customer Service
1224 Mill Street, P.O. Box 270
Jasper, Indiana 47547-0270
800.422.5727
Fax 812.482.9035
custserv@indianafurniture.com

Surface Materials

Wood Finishes and Woodgrain, Solid, and 3D Laminates







					
Beigewood (BW) TFL, HPL, Seating*	Sugar Maple (SM) Veneer, TFL, HPL, Seating	Oak Riftwood (ORW) Veneer*, TFL, HPL, Seating*	Sunglow Walnut (SW) Veneer, Seating	Fawn Oak (FO) Veneer*, Seating*	Weathered Ash (WTA) Veneer*, TFL, HPL, Seating*
					
Smoky Brown Pear (SBP) Veneer, TFL, HPL, Seating*	Asian Night (AS) Veneer, TFL, HPL, Seating	Studio Teak (TK) TFL, HPL, Seating	Pinnacle Walnut (PNW) TFL, HPL, Seating	Tavern Teak (TT) Veneer, Seating*	Harvest Maple (HVM) Veneer, TFL, HPL, Seating*
					
Medium Oak (MO) Veneer*, Seating*	Golden Cherry (GC) Veneer, TFL, HPL, Seating	Legacy Walnut (LW) Veneer, Seating	Artisan Walnut (AW) Veneer, Seating	Shaker Cherry (SKC) Veneer, TFL, HPL, Seating	Select Cherry (SCH) Veneer, TFL, HPL, Seating
					
Williamsburg Cherry (WC) Veneer, TFL, HPL, Seating	Harvest Walnut (HW) Veneer, Seating	Dark Cherry (DC) Veneer, Seating	Mahogany Walnut (MW) Veneer, TFL, HPL, Seating	Columbian Walnut (CO) Veneer, TFL, HPL, Seating	Dark Forest Walnut (DFW) Veneer, Seating*
					
Espresso (EW/EF) Veneer, TFL, HPL, Seating	Designer White (WH) TFL, HPL, Seating	White Sand (WHS) TFL, HPL	Fashion Grey (FHG) TFL, HPL	Pepperdust (PPD) TFL, HPL	Slate Grey (SG) TFL, HPL
					
Black (BL) TFL, HPL, Seating	Pewter Mesh (PTM) HPL (training tables only)	Steel Mesh (STM) HPL (training tables only)	Matte White (WH3) 3D Laminate (Iconic Only)	Concrete (CR3) 3D Laminate (Iconic Only)	Matte Black (BL3) 3D Laminate (Iconic Only)
					
Enamel (ENL) HPL Accent (Iconic Only)	Blush (BSH) HPL Accent (Iconic Only)	First Kiss (FK) HPL Accent (Iconic Only)	Surfin USA (SUS) HPL Accent (Iconic Only)	Summer Vacation (SV) HPL Accent (Iconic Only)	

* Finish is Low Sheen







Frosted & High Gloss Acrylics

				
Frosted (FSTA)	White (WHA)	Wired Mercury (WMA)	Graphite (GPA)	Black (BLA)

Solid Surfaces

					
Snow White (SNW)	Pebble Beach (PE)	Sedona (SE)	Arroyo (AR)	Tundra (TN)	Starry Night (SN)

Metal Options

					
Oyster White (OYST)	Sugar Cookie (SUGC)	Aluminum (ALUM)	Chrome (CHRM)	Mist (MIST)	Black (BLK) / Noir (NOIR)

8% Price Increase Effective Feb 14

Colors represented are high-resolution reproductions and may vary slightly from the actual product. To view color and finish samples, please visit our website or order online at www.indianafurniture.com. Graining and finish colors may vary, yet will continue to complement, across Veneer, HPL, TFL, and Seating products due to the inherent differences of these materials.

Indiana[®] FURNITURE

1224 Mill Street
PO Box 270
Jasper, Indiana 47547-0270

Tel 812.482.5727
Tol 800.422.5727
Fax 812.482.9035
sales@indianafurniture.com
www.indianafurniture.com



Federal Classification: Small Business

8% Price Increase Effective Feb 14