

NEW PRICING FEBRUARY 14

Effective February 14, 2022,
Indiana Furniture will incur
an **8% price increase** on all
models and options.

Casegoods + Reception

PRICING EFFECTIVE DECEMBER 6, 2021

Indiana
FURNITURE

Being over a century old hasn't slowed us down! Sure, we are still the reliable, ethical company that was born in southern Indiana, steeped in quality, craftsmanship, and service. But have you seen our latest introductions? We are making a splash with design and challenging the concept of modern offices. Go ahead. Take a look. You know you want to.

Our Pledge to People + Our Plant.

We've been making wood furniture longer than just about anyone...and we want to be doing so for a long time to come. That's a large part of why we take a stewardship approach to our resources. We believe that environmental sustainability and business profits need not be mutually exclusive. They can and should exist side by side in a mutually beneficial relationship. And for more than a century, we've been showing how it's done.

We've proven our commitment to a sustainable future by supporting the standards and programs that protect our home planet and human health. Whether it's local sourcing, reducing contaminants, implementing wellness and safety programs, or diverting waste from landfills, social responsibility is a part of every decision we make at Indiana Furniture.

One of the surest ways to reduce our impact on the planet is to make and buy things that last. And this one's a natural for us. Our products are made with craftsmanship and attention to detail that are a part of our more than a century-long legacy in wood manufacturing. And our products are backed by our 12-year warranty, which facilitates maintenance, servicing and reassembly.

All of our product lines:

- Are manufactured and assembled in the USA,
- Meet or exceed Indoor Air quality standards*,
- Meet or exceed BIFMA level® Sustainability standards and certification*,
- Conform to the BIFMA Compliance standards*,
- Comply with TSCA Title VI (CARB) standards,
- and can contribute to U.S. Green Building's LEED Program.

To learn more, simply go to www.IndianaFurniture.com/resources.



Ease of Specification

Whether you're looking to specify your office spaces or simply to visualize them in the options and surface materials you are desiring, we make it easy. You can find the entire Indiana Furniture portfolio on the following third-party, space-planning platforms.



* Recently launched or new products may still be in testing; Cush Pillows is currently not BIFMA Compliant due to no available compliance test.

Arlington offers all the grace and embellishments associated with traditional styling with an added emphasis on value. Finely crafted in select solids with walnut and cherry veneers and high pressure laminate worksurfaces, Arlington ensures quality and expert craftsmanship with a selection of configurations for today's functional workspaces.

CONSTRUCTION

Arlington features a Veneer chassis with your choice of a Veneer or HPL top. Units ship assembled unless otherwise noted.

VENEER

- Exposed surfaces feature select grade, plain sliced American Black Walnut or Cherry veneers, carefully selected and matched to assure proper balance and consistency

TOPS

- Veneer tops are 5-ply balanced construction and 1 3/16" thick with solid hardwood rims with butt corners
- High Pressure Laminate (HPL) tops are 3-ply balanced construction and 1 3/16" thick with solid hardwood rims with butt corners
- Grain direction runs left to right unless noted

CHASSIS

- Chassis is securely fastened using high quality European fastening systems and heavy-duty, 16-gauge joining brackets to assure maximum strength
- All units ship with heavy-duty, adjustable leveling glides to ensure proper leveling and compensation for uneven floors
- Bases are solid hardwood with mitered corners
- Construction offers tight tolerances and long term durability
- Vertical grain direction on chassis

DRAWERS

- Drawer fronts standard with matched veneer faces
- Drawer sides, back and front are woodgrain vinyl-wrapped, and are 1/2" thick
- 5-sided drawer construction for easy removal of drawer fronts
- Box and file drawers have 1/8" thick hardboard bottoms and tested for 100lb capacity
- Lateral file drawers feature 1/4" thick bottoms and tested for 200lb capacity
- All drawers feature full extension, progressive action slides with precision steel ball bearings
- All suspensions have a limited lifetime warranty

FILING

- All file drawers are standard with filing systems designed to accommodate a variety of filing requirements
- Letter width file drawers provide letter filing front to back and legal filing side to side
- Lateral file drawers provide legal or letter filing front to back or side to side

STORAGE

- All hinged doors include soft close hinges, unless noted
- One piece hinge and base plate combination
- Soft close hinges reduce stress placed on the cabinet when the door is closed and offers a quiet closure

LOCKING

- Central locking is standard on all desks
- Lock core available in black or silver and will coordinate with pull selection; See page 36 for details
- Removable lock cylinders allow for units to be re-keyed at a later date if required
- Units are shipped randomly keyed as standard. Keyed alike units available upon request at no additional charge.

CORD MANAGEMENT

- Grommets are standard in back panels of returns, bridge units, credenzas, and hutch units
- Grommets may be ordered in the tops of desks, returns, bridge units, and credenzas
- Grommets are 2 3/8" in diameter and available in black or silver, please specify color
- See page 36-37 for all optional grommet locations
- Undersurface Wire Manager (01-WMGR4) is available for additional cord management; See Accessories

INTERIOR DRAWER DIMENSIONS

Models

29-3672DP 29-3072DP 29-3066DP

Drawers

	W	L	D
Box	12 3/8"	19 1/2"	3 21/32"
File	12 3/8"	19 1/2"	8 29/32"
Center	29 5/8"	19 1/2"	1 29/32"

Models

29-3672LP 29-3672RP 29-3072LP 29-3072RP

Drawers

	W	L	D
Box	12 3/8"	19 1/2"	3 21/32"
File	12 3/8"	19 1/2"	8 29/32"
Center	27 5/8"	19 1/2"	1 29/32"

Models

29-3066LP 29-3066RP

Drawers

	W	L	D
Box	12 3/8"	19 1/2"	3 21/32"
File	12 3/8"	19 1/2"	8 29/32"
Center	21 1/8"	19 1/2"	1 29/32"

Models

29-3060DP

Drawers

	W	L	D
Box	12 3/8"	19 1/2"	3 21/32"
File	12 3/8"	19 1/2"	8 29/32"
Center	23 5/8"	19 1/2"	1 29/32"

INTERIOR DRAWER DIMENSIONS (CONTINUED)

Models				
29-3060LP	29-3060RP			
Drawers	W	L	D	
Box	12 ³ / ₈ "	19 ⁹ / ₃₂ "	3 ²¹ / ₃₂ "	
File	12 ³ / ₈ "	19 ⁹ / ₃₂ "	8 ²⁹ / ₃₂ "	
Center	18 ⁵ / ₈ "	19 ⁹ / ₃₂ "	1 ²⁹ / ₃₂ "	

Models				
29-2448LF	29-2448RF	29-2442LF	29-2442RF	
29-2448LF2	29-2448RF2	29-2442LF2	29-2442RF2	
Drawers	W	L	D	
Box	12 ³ / ₈ "	16 ⁵ / ₃₂ "	3 ²¹ / ₃₂ "	
File	12 ³ / ₈ "	16 ⁵ / ₃₂ "	8 ²⁹ / ₃₂ "	

Models				
29-2072SC	29-2072KC	29-2072LC	29-2072RC	
29-2072LC2	29-2072RC2	29-2066LC2	29-2066RC2	
29-2066SC	29-2066KC	29-2066LC	29-2066RC	
29-2060LC	29-2060RC	29-2060LC2	29-2060RC2	
29-2060KC				
Drawers	W	L	D	
Box	15 ³ / ₈ "	16 ⁵ / ₃₂ "	3 ²¹ / ₃₂ "	
File	15 ³ / ₈ "	16 ⁵ / ₃₂ "	8 ²⁹ / ₃₂ "	

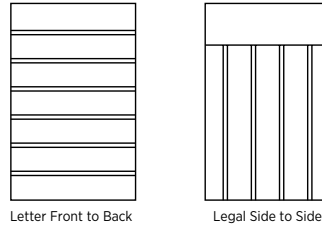
Models				
29-2072LL	29-2072RL	29-2072DL		
Drawers	W	L	D	
Lateral File	24 ⁷ / ₈ "	16 ⁹ / ₃₂ "	9 ¹⁷ / ₃₂ "	

Models				
29-2036L4	29-2036L2			
Drawers	W	L	D	
File	30 ³ / ₄ "	16 ⁵ / ₃₂ "	8 ¹³ / ₃₂ "	

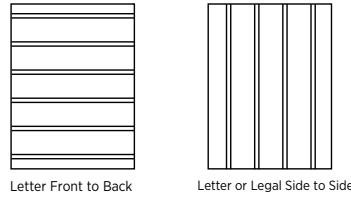
Models				
29-2448LP	29-2448RP			
Drawers	W	L	D	
Box	12 ³ / ₈ "	19 ⁹ / ₃₂ "	3 ²¹ / ₃₂ "	
File	12 ³ / ₈ "	19 ⁹ / ₃₂ "	8 ²⁹ / ₃₂ "	

FILING CAPABILITIES

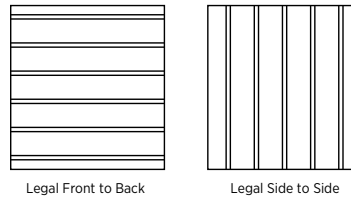
Drawers with Dimensions: 12³/₈"W x 19⁹/₃₂"L



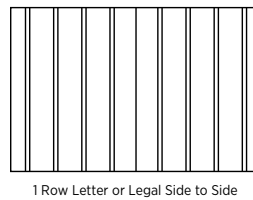
Drawers with Dimensions: 12³/₈"W x 16⁵/₃₂"L



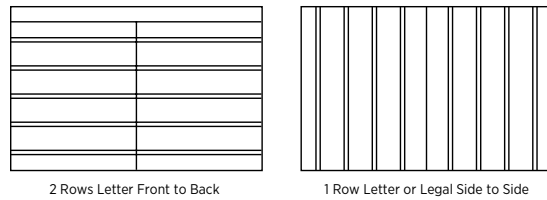
Drawers with Dimensions: 15³/₈"W x 16⁵/₃₂"L



Drawers with Dimensions: 24⁷/₈"W x 16⁹/₃₂"L



Drawers with Dimensions: 30³/₄"W x 16⁵/₃₂"L



HOW TO ORDER EXAMPLES

Model No.	Description	Example
29-3672DP	Top Material	W
	Finish	CO
	Base Molding	BM3600
	Decorative Molding	M3600
	Pull	ARA
	Drawer Construction	STD
	Surface Grommet Location/Color	GC, BLK
	<hr/>	
29-2448LF	Top Material	HPL
	Finish	CO
	Base Molding	BM2900
	Decorative Molding	-
	Pull	ARA
	Locking	LKT
	Drawer Construction	DOVE
	Surface Grommet Location	GR
	Back Panel Grommet	YES
	Grommet Color	BLK
	<hr/>	
29-1572HU	Finish	CO
	Door Pull	ARA
	Locking	NO
	Tackboard	Momentum/Marathon/Caravel
	Tasklight	TL-0848
	Grommets/Color	WMHU, BLK

veneER (W) OPTIONS

Veneer features UVAdvantage, an ultra-violet finish, on all exposed surfaces by utilizing roll-coat UV technology.

AW	Artisan Walnut	HW	Harvest Walnut
CO	Columbian Walnut	LW	Legacy Walnut
DC	Dark Cherry	MW	Mahogany Walnut
DFW	Dark Forest Walnut	SCH	Select Cherry
EW	Espresso	SKC	Shaker Cherry
GC	Golden Cherry	WC	Williamsburg Cherry

HPL (P) TOP OPTIONS

WOODGRAIN

CO	Columbian Walnut	SCH	Select Cherry
EF	Espresso	SKC	Shaker Cherry
GC	Golden Cherry	WC	Williamsburg Cherry
MW	Mahogany Walnut		

EDGE PROFILES

R Arlington

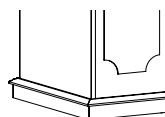


MOLDING LOCATIONS AND OPTIONS

Styles of Base Molding and Decorative Molding cannot be intermixed. For example, when Arlington Base Molding is selected, only the Arlington Decorative may be ordered, while Wilmington Base Molding must also be ordered with Wilmington Decorative Molding.

Base Molding

Arlington and Wilmington Base Molding are skillfully applied on the approach, sides, and user side of Desks and Returns. Lateral Files and Credenzas feature molding on front and both sides with no molding on back for flush wall applications. Bridges will feature molding on approach. Storage Cabinets, Bookcases and Wardrobe/Storage Cabinets will feature base molding on front of unit only.



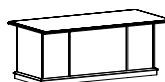
Arlington Base Molding



Wilmington Base Molding

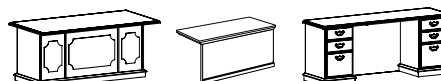
Decorative Molding

Units come standard with no decorative molding. See below for details and locations of optional Arlington or Wilmington Decorative Molding. See next page for ordering options and pricing.



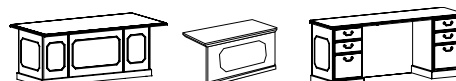
No Decorative Molding Standard

Arlington Decorative Molding will be featured on the approach side of Desks only and is not available on Bridges, Returns, Lateral Files, and Credenzas.



Arlington Molding

Wilmington Decorative Molding will be on the approach and sides of Desks. Returns and Bridges will have decorative molding on the approach side. Credenzas will feature decorative molding on left and right sides only



Wilmington Molding

Surface Mount Hutches, Wall Mount Hutches, Freestanding Bookcases, and Surface Mount Bookcases have no decorative molding. See next page for ordering options and pricing.

Note: Base and Decorative Molding feature multi-step, hand-finished catalyzed finish

MOLDING LOCATIONS AND OPTIONS CONTINUED

Molding selection must be specified on order.

Arlington Molding			
BM2900	Arlington Base Molding	\$	N/C
M2900	Optional Arlington Decorative Molding	\$	65
Wilmington Molding			
BM3600	Wilmington Base Molding	\$	N/C
M3600	Optional Wilmington Decorative Molding	\$	108

DRAWER AND DOOR PULL OPTIONS

Units with doors and drawers will feature coordinating pulls however door and drawer pulls cannot be intermixed.

ARA	Arlington A, Antique Brass	JEF	Jefferson, Antique Brass
ARB	Arlington B, Antique Brass	ALB	Liberty, Aluminum
WLM	Wilmington, Antique Brass		



Arlington A (ARA)
Antique Brass - 5 1/4"



Arlington B (ARB)
Antique Brass - 5 1/4"



Jefferson (JEF)
Antique Brass - 5 1/4"



Wilmington (WLM)
Antique Brass - 5 1/4"



Liberty (ALB)
Aluminum - 4 1/4"

LOCK CORE OPTIONS

Lock core will be black if Arlington, Wilmington or Jefferson pulls are selected. Lock core will be silver if Liberty Pulls are selected.

BLK	Black
SLV	Silver



Black (BLK)



Silver (SLV)

LOCKING DRAWERS

Locking doors and drawers are available on returns and credenzas. Please specify applicable code on order with model/unit and add upcharge.

Returns and single ped credenzas have optional locking pedestals with the lock positioned in the face of the drawer nearest the kneespace.

LKT-P	Single Pedestal or Return Lock	\$	159
-------	--------------------------------	----	-----

Double pedestal credenzas have optional locking pedestals with the lock positioned in the face of the drawer nearest the kneespace.

LKT-P	Double Pedestal Lock	\$	313
-------	----------------------	----	-----

Storage credenzas offer locking pedestals and locking doors with the lock positioned in the face of the drawer nearest to doors. Door lock is positioned in top right corner of left door.

LKT-P	Double Pedestal Lock	\$	313
LKT-HU	Double Pedestal and Double Door Locking	\$	384

LOCKING DOORS

Locking doors are available on select doors. You must specify WITH LOCKING when ordering and add upcharge.

72" W - 48" W Units	\$	90
42" W - 24" W Units	\$	71
18" W Units	\$	54

DRAWER OPTIONS

Units with drawers come standard with woodgrain vinyl-wrapped drawers with mitered corners. Optional dove tail construction for all center, box, file, and lateral file drawers is available. Must specify when ordering.

Pricing is per Drawer, not per Model/Unit.

MITER	Mitered Fold Construction		STD
DOVE	Wood Dove Tail Construction	\$	35

GROMMET OPTIONS & LOCATIONS

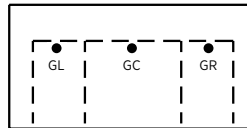
GC	Grommet, Center - Specify BLK or SLV	\$	60
GL	Grommet, Left - Specify BLK or SLV	\$	60
GR	Grommet, Right - Specify BLK or SLV	\$	60

Verify Grommet Option is available on the model(s) you are specifying using the following location information. Grommets may be ordered in non-standard locations. Call Customer Service to assist with specification. Note additional charges and lead times may apply.

Multiple locations may be selected.

Models

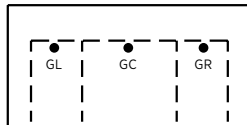
29-3672DP	29-3672LP	29-3672RP	29-3072DP
29-3072LP	29-3072RP	29-3672WT	



GL/GR: Located 12" from ends and 23" from user side
GC: Located 23" from user side

Models

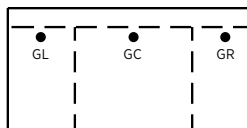
29-3066DP	29-3066LP	29-3066RP
-----------	-----------	-----------



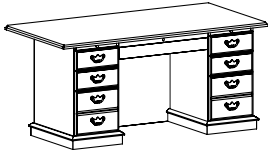
GL/GR: Located 9" from ends and 23" from user side
GC: Located 23" from user side

Models

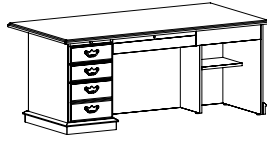
29-3060DP	29-3060LP	29-3060RP	29-3060WT
-----------	-----------	-----------	-----------



GL/GR: Located 9" from ends and 23" from user side
GC: Located 23" from user side



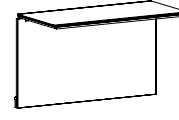
Double Ped Desks
(See Page 40)



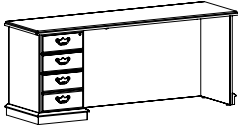
Single Ped Desks
(See Page 41)



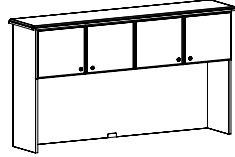
Returns
(See Page 42)



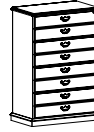
Bridges
(See Page 43)



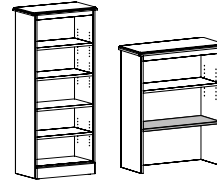
Kneespace, Storage, and
Single Ped Credenzas
(See Pages 44-46)



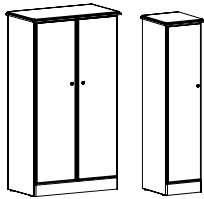
Surface Mount and Wall
Mount Hutches
(See Pages 47-48)




Filing
(See Page 47)



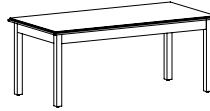
Bookcases
(See Page 48-49)



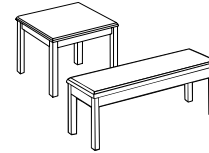
Wardrobe/Storage
(See Page 50)



Computer Desks with Hutches
(See Page 51)

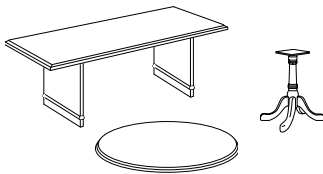


Work Tables
(See Page 51)

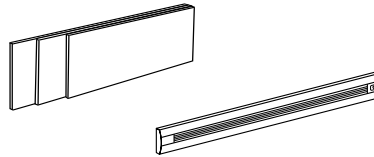


Occasional Tables
(See Page 52-53)

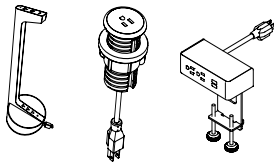
Conference and Circular Tables
(See Pages 53-54)



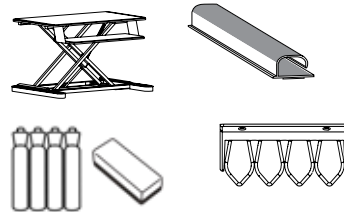
Tasklights, Glass Marker Boards and Tackboards
(See Pages 55-57)



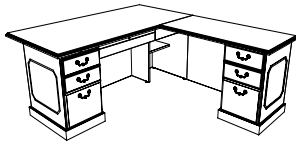
Power Options (See Pages 58-60)



Accessories and Wire Management
(See Pages 60-61)



Item	Model No.	Width	Depth	Height	Ship Wt	Cubic Ft	List Price
L UNIT	29-1	72	84	30	440	73.3	P\$ 5312 W\$ 5836

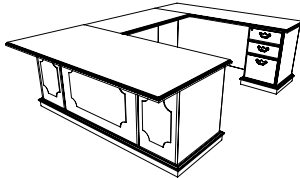


Shown with Wilmington Base and Decorative Molding

CONSIST OF:	QTY		
29-3672LP	1	Single Ped Desk - Left	P\$ 3081 W\$ 3396
29-2448RF	1	Return - Right	P\$ 2231 W\$ 2440

*Products are available as left or right, where applicable
List prices do not include optional Wilmington decorative molding*

U UNIT	29-3	72	104	30	540	87.1	P\$ 6939 W\$ 7745
--------	------	----	-----	----	-----	------	----------------------

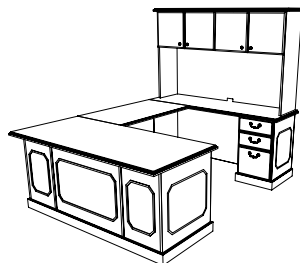


Shown with Arlington Base and Decorative Molding

CONSIST OF:	QTY		
29-3672LP	1	Single Ped Desk - Left	P\$ 3081 W\$ 3396
29-2448UF	1	Bridge	P\$ 1194 W\$ 1403
29-2072RC	1	Credenza - Right	P\$ 2664 W\$ 2946

*Products are available as left or right, where applicable
List prices do not include optional Arlington decorative molding*

U UNIT	29-4	66	91 ¹ / ₆	30	401	72.9	P\$ 9302 W\$ 10038
--------	------	----	--------------------------------	----	-----	------	-----------------------

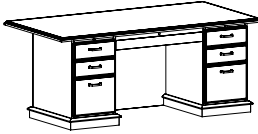


Shown with Wilmington Base and Decorative Molding

CONSIST OF:	QTY		
29-3066LP	1	Single Ped Desk - Left	P\$ 2690 W\$ 2949
29-2442UF	1	Bridge	P\$ 1139 W\$ 1345
29-2066RC	1	Credenza - Right	P\$ 2359 W\$ 2630
29-1566HU	1	Hutch	\$ 3114

*Products are available as left or right, where applicable
List prices do not include optional Wilmington decorative molding*

See Arlington Intro Section for Ordering Options, Pages 33-38

Item	Model No.	Width	Depth	Height	K	Ship Wt	Cubic Ft	List Price
	29-3672DP Chassis 64W x 24D, 10" Approach Overhang	72	36	30	31½	266	51.7	P\$ 3132 W\$ 3446
	29-3072DP Chassis 64W x 24D, 4" Approach Overhang	72	30	30	31½	255	43.9	P\$ 3107 W\$ 3384
	29-3066DP Chassis 64W x 24D, 4" Approach Overhang	66	30	30	31½	249	40.3	P\$ 3081 W\$ 3339
	29-3060DP Chassis 58W x 24D, 4" Approach Overhang	60	30	30	25½	241	35.3	P\$ 2945 W\$ 3188

Must Specify (in this order):

- Model #
- Surface Material
- Finish/Color
- Base Molding
- Decorative Molding
- Drawer Pull
- Drawer Construction
- Worksurface Grommet Location
- Grommet Color

Description

- Standard with: Rectangle Top, Central Locking, Letter Width Locking Box/Box/File Pedestals, Left to Right Grain Direction on Worksurface, Pull Out Writing Shelves on User Side and Center Drawer with Pen Tray
- Available with Veneer (W) or HPL (P) Top, Must Specify
- Top Profiled on All 4 Sides
- Lock Core Color will Coordinate with Pull Selection, See Page 36 for Details
- Base Molding on Approach, Sides and User Side. Must Specify: Arlington or Wilmington (See Below)
- Standard with No Decorative Molding; Optional Decorative Molding, See Page 35-36 for Details; Must Specify (See Below)
- Additional Options: Dove Tail Drawer Construction (See Page 36), Grommet Options (See Page 36-37), Glass Marker Boards (See Pages 55-56)

Molding Options: Must Specify and Add

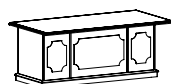
Arlington Molding Options

BM2900	Arlington Base Molding	N/C
M2900	Optional Arlington Decorative Molding	\$ 65

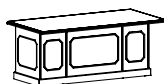
Wilmington Molding Options

BM3600	Wilmington Base Molding	N/C
M3600	Optional Wilmington Decorative Molding	\$ 108

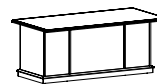
Note: Arlington Decorative Molding may only be used with Arlington Base Molding and Wilmington Decorative Molding may only be used with Wilmington Base Molding



Approach View for all Double and Single Ped Desks with Arlington Molding




Approach View for all Double and Single Ped Desks with Wilmington Molding



Approach View for all Double and Single Ped Desks with No Molding

Pricing Codes:
P = HPL Top
W = Veneer Top

See Arlington Intro Section for Ordering Options, Pages 33-38

Item	Model No.	Width	Depth	Height	K	Ship Wt	Cubic Ft	List Price	
 <p>Shown as Left</p>	Left Ped	Right Ped							
	29-3672LP	29-3672RP	72	36	30	30¾	315	P\$ 3081 W\$ 3396	
	Chassis 70W x 24D, 10" Approach Overhang								
	29-3072LP	29-3072RP	72	30	30	30¾	189	P\$ 2886 W\$ 3162	
	Chassis 70W x 24D, 4" Approach Overhang								
	29-3066LP	29-3066RP	66	30	30	24¾	189	P\$ 2690 W\$ 2949	
	Chassis 64W x 24D, 4" Approach Overhang								
	29-3060LP	29-3060RP	60	30	30	18¾	186	P\$ 2494 W\$ 2737	
	Chassis 58W x 24D, 4" Approach Overhang								

Must Specify (in this order):

Model #
 Surface Material
 Finish/Color
 Base Molding
 Decorative Molding
 Drawer Pull
 Drawer Construction
 Worksurface Grommet Location
 Grommet Color

Description

- Standard with: Rectangle Top, Central Locking, Letter Width Locking Box/Box/File Pedestal, Left to Right Grain Direction on Worksurface, Pull Out Writing Shelf on User Side and Center Drawer with Pen Tray
- Available with Veneer (W) or HPL (P) Top, Must Specify
- Top Profiled on All 4 Sides
- Lock Core Color will Coordinate with Pull Selection, See Page 36 for Details
- Base Molding on Approach, Sides and User Side. Must Specify: Arlington or Wilmington (See Below)
- Standard with No Decorative Molding; Optional Decorative Molding, See Page 35-36 for Details; Must Specify (See Below)
- Additional Options: Dove Tail Drawer Construction (See Page 36), Grommet Options (See Page 36-37), Glass Marker Boards (See Pages 55-56)

Molding Options: Must Specify and Add


Arlington Molding Options

BM2900	Arlington Base Molding	N/C
M2900	Optional Arlington Decorative Molding	\$ 65

Wilmington Molding Options

BM3600	Wilmington Base Molding	N/C
M3600	Optional Wilmington Decorative Molding	\$ 108

Note: Arlington Decorative Molding may only be used with Arlington Base Molding and Wilmington Decorative Molding may only be used with Wilmington Base Molding

Item	Model No.	Width	Depth	Height	K	Ship Wt	Cubic Ft	List Price	
	Left Ped	Right Ped							
	29-2448LF2	29-2448RF2	48	24	30	30¼	125	22.9	P\$ 2231 W\$ 2440
	29-2442LF2	29-2442RF2	42	24	30	26¼	113	18.8	P\$ 1933 W\$ 2137

Shown as Left with
Optional Locking

Must Specify (in this order):

- Model #
- Surface Material
- Finish/Color
- Base Molding
- Decorative Molding
- Drawer Pull
- Locking
- Drawer Construction
- Worksurface Grommet Location
- Back Panel Grommet
- Grommet Color

Description

- Standard With: Letter Width File/File in Pedestal, Front to Back Grain Direction on Worksurface
- Top Profiled on 3 Sides with Reverse Profile on Connecting Edge
- Available with Veneer (W) or HPL (P) Top, Must Specify
- Grommet in Back Panel; Must Specify: Black (BLK), Silver (SLV) or No Back Panel Grommet (NONE)
- Base Molding on Approach, Side, and User Side. Must Specify: Arlington or Wilmington (See Below)
- Standard with No Decorative Molding; Optional Wilmington Decorative Molding, See Page 35-36 for Details; Must Specify (See Below)
- Additional Options: Locking Pedestal (See Page 36), Dove Tail Drawer Construction (See Page 36), Worksurface Grommet Options (See Page 36-37)

Molding Options: Must Specify and Add


Arlington Molding Options

BM2900	Arlington Base Molding	N/C
--------	------------------------	-----

Wilmington Molding Options

BM3600	Wilmington Base Molding	N/C
M3600	Optional Wilmington Decorative Molding	\$ 108

Note: Wilmington Decorative Molding may only be used with Wilmington Base Molding

Item	Model No.	Width	Depth	Height	K	Ship Wt	Cubic Ft	List Price	
	Left Ped	Right Ped							
	29-2448LF	29-2448RF	48	24	30	30¼	125	22.9	P\$ 2231 W\$ 2440
	29-2442LF	29-2442RF	42	24	30	26¼	113	18.8	P\$ 1933 W\$ 2137

Shown as Left with
Optional Locking

Must Specify (in this order):

- Model #
- Surface Material
- Finish/Color
- Base Molding
- Decorative Molding
- Drawer Pull
- Locking
- Drawer Construction
- Worksurface Grommet Location
- Back Panel Grommet
- Grommet Color

Description

- Standard With: Letter Width Box/Box/File in Pedestal, Front to Back Grain Direction on Worksurface
- Top Profiled on 3 Sides with Reverse Profile on Connecting Edge
- Available with Veneer (W) or HPL (P) Top, Must Specify
- Grommet in Back Panel; Must Specify: Black (BLK) or Silver (SLV) or No Back Panel Grommet (NONE)
- Base Molding on Approach, Side, and User Side. Must Specify: Arlington or Wilmington (See Below)
- Standard with No Decorative Molding; Optional Wilmington Decorative Molding, See Page 35-36 for Details; Must Specify (See Below)
- Additional Options: Locking Pedestal (See Page 36), Dove Tail Drawer Construction (See Page 36), Worksurface Grommet Options (See Page 36-37)

Molding Options: Must Specify and Add

Arlington Molding Options

BM2900	Arlington Base Molding	N/C
--------	------------------------	-----

Wilmington Molding Options

BM3600	Wilmington Base Molding	N/C
M3600	Optional Wilmington Decorative Molding	\$ 108

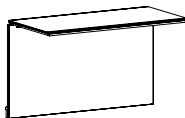
Note: Wilmington Decorative Molding may only be used with Wilmington Base Molding

Pricing Codes:

- P = HPL Top
- W = Veneer Top

See Arlington Intro Section for Ordering Options, Pages 33-38

Item	Model No.	Width	Depth	Height	K	Ship Wt	Cubic Ft	List Price
BRIDGE WITH FULL MODESTY	29-2448UF	48	24	30	46 ⁷ / ₈	75	6.2	P\$ 1194 W\$ 1403
	29-2442UF	42	24	30	40 ⁷ / ₈	73	4.7	P\$ 1139 W\$ 1345



Must Specify (in this order):

- Model #
- Surface Material
- Finish/Color
- Base Molding
- Decorative Molding
- Worksurface Grommet Location
- Back Panel Grommet
- Grommet Color

Description

- Standard With: Hinged Back Panel, Front to Back Grain Direction on Worksurface
- Available with Veneer (W) or HPL (P) Top, Must Specify
- Grommet in Back Panel; Must Specify: Black (BLK) or Silver (SLV) or No Back Panel Grommet (NONE)
- Base Molding on Approach, Must Specify: Arlington or Wilmington (See Below)
- Standard with No Decorative Molding; Optional Wilmington Decorative Molding, See Page 35-36 for Details; Must Specify (See Below)
- Additional Options: Worksurface Grommet Options (See Page 36-37)

Molding Options: Must Specify and Add

Arlington Molding Options


BM2900	Arlington Base Molding	N/C
--------	------------------------	-----

Wilmington Molding Options

BM3600	Wilmington Base Molding	N/C
M3600	Optional Wilmington Decorative Molding	\$ 108

Note: Wilmington Decorative Molding may only be used with Wilmington Base Molding

BRIDGE WITH HALF MODESTY	29-2448UFH	48	24	11 1/32	46 ⁷ / ₈	89	5.4	P\$ 1054 W\$ 1263
	29-2442UFH	42	24	11 1/32	40 ⁷ / ₈	85	4.6	P\$ 1004 W\$ 1209



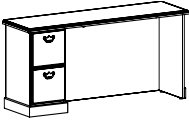
Must Specify (in this order):

- Model #
- Surface Material
- Finish / Color
- Worksurface Grommet Location
- Grommet Color

Description

- Standard With: Hinged Back Panel, Front to Back Grain Direction on Worksurface
- Available with Veneer (W) or HPL (P) Top, Must Specify
- No Base or Decorative Molding

See Arlington Intro Section for Ordering Options, Pages 33-38

Item	Model No.		Width	Depth	Height	K	Ship Wt	Cubic Ft	List Price
 Shown as Left with Optional Locking	Left Ped		Right Ped						
	29-2072LC2	29-2072RC2	72	20 ⁷ / ₁₆	30	52 ¹ / ₄	150	30.5	P\$ 2664 W\$ 2946
	29-2066LC2	29-2066RC2	66	20 ⁷ / ₁₆	30	46 ¹ / ₄	139	27.9	P\$ 2359 W\$ 2630
	29-2060LC2	29-2060RC2	60	20 ⁷ / ₁₆	30	40 ¹ / ₄	129	25.3	P\$ 2325 W\$ 2579

Must Specify (in this order):

- Model #
- Surface Material
- Finish/Color
- Base Molding
- Decorative Molding
- Drawer Pull
- Locking
- Drawer Construction
- Worksurface Grommet Location
- Back Panel Grommet
- Grommet Color

Description

- Standard With: Letter Width File/File in Pedestal, Left to Right Grain Direction on Worksurface
- Available with Veneer (W) or HPL (P) Top, Must Specify
- Grommet in Back Panel; Must Specify: Black (BLK) or Silver (SLV) or No Back Panel Grommet (NONE)
- Top Profiled on only Three (3) Sides for Flush Wall Application
- Base Molding on Sides and User Side, Must Specify: Arlington or Wilmington (See Below)
- Standard with No Decorative Molding; Optional Wilmington Decorative Molding, See Page 35-36 for Details; Must Specify (See Below)
- Additional Options: Locking Pedestal (See Page 36), Dove Tail Drawer Construction (See Page 36), Worksurface Grommet Options (See Page 36-37), Glass Marker Boards (See Pages 55-56)

Molding Options: Must Specify and Add

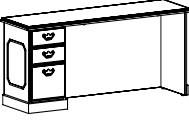
Arlington Molding Options

BM2900	Arlington Base Molding	N/C
--------	------------------------	-----

Wilmington Molding Options

BM3600	Wilmington Base Molding	N/C
M3600	Optional Wilmington Decorative Molding	\$ 108

Note: Wilmington Decorative Molding may only be used with Wilmington Base Molding

Item	Model No.		Width	Depth	Height	K	Ship Wt	Cubic Ft	List Price
 Shown as Left with Optional Locking and Optional Wilmington Decorative Molding	Left Ped		Right Ped						
	29-2072LC	29-2072RC	72	20 ⁷ / ₁₆	30	52 ¹ / ₄	150	30.5	P\$ 2664 W\$ 2946
	29-2066LC	29-2066RC	66	20 ⁷ / ₁₆	30	46 ¹ / ₄	139	27.9	P\$ 2359 W\$ 2630
	29-2060LC	29-2060RC	60	20 ⁷ / ₁₆	30	40 ¹ / ₄	129	25.3	P\$ 2325 W\$ 2579

Must Specify (in this order):

- Model #
- Surface Material
- Finish/Color
- Base Molding
- Decorative Molding
- Drawer Pull
- Locking
- Drawer Construction
- Worksurface Grommet Location
- Back Panel Grommet
- Grommet Color

Description

- Standard With: Letter Width Box/Box/File in Pedestal, Left to Right Grain Direction on Worksurface
- Available with Veneer (W) or HPL (P) Top, Must Specify
- Grommet in Back Panel; Must Specify: Black (BLK) or Silver (SLV) or No Back Panel Grommet (NONE)
- Top Profiled on only Three (3) Sides for Flush Wall Application
- Base Molding on Sides and User Side, Must Specify: Arlington or Wilmington (See Below)
- Standard with No Decorative Molding; Optional Wilmington Decorative Molding, See Page 35-36 for Details; Must Specify (See Below)
- Additional Options: Locking Pedestal (See Page 36), Dove Tail Drawer Construction (See Page 36), Worksurface Grommet Options (See Page 36-37), Kneespace Options (See Pages 57), Glass Marker Boards (See Pages 55-56)

Molding Options: Must Specify and Add

Arlington Molding Options

BM2900	Arlington Base Molding	N/C
--------	------------------------	-----

Wilmington Molding Options

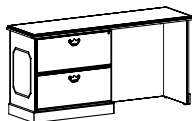
BM3600	Wilmington Base Molding	N/C
M3600	Optional Wilmington Decorative Molding	\$ 108

Note: Wilmington Decorative Molding may only be used with Wilmington Base Molding

Pricing Codes:
P = HPL Top
W = Veneer Top

See Arlington Intro Section for Ordering Options, Pages 33-38

Item	Model No.	Width	Depth	Height	K	Ship Wt	Cubic Ft	List Price	
CREDENZA WITH LATERAL/LATERAL	Left Ped								
	Right Ped								
	29-2072LL	29-2072RL	72	20 ⁷ / ₁₆	30	32 ¹ / ₂	182	30.5	P\$ 2817 W\$ 3100



Shown as Left with Optional Locking and Optional Wilmington Decorative Molding

Must Specify (in this order):

- Model #
- Surface Material
- Finish/Color
- Base Molding
- Decorative Molding
- Drawer Pull
- Drawer Construction
- Worksurface Grommet Location
- Back Panel Grommet
- Grommet Color

Description

- Standard With: Two (2) Locking Lateral Files in Pedestal, Left to Right Grain Direction on Worksurface
- Available with Veneer (W) or HPL (P) Top, Must Specify
- Grommet in Back Panel; Must Specify: Black (BLK) or Silver (SLV) or No Back Panel Grommet (NONE)
- Top Profiled on only Three (3) Sides for Flush Wall Application
- Legal or Letter Filing Side to Side or Front to Back
- Base Molding on Sides and User Side, Must Specify: Arlington or Wilmington (See Below)
- Standard with No Decorative Molding; Optional Wilmington Decorative Molding, See Page 35-36 for Details; Must Specify (See Below)
- Additional Options: Dove Tail Drawer Construction (See Page 36), Worksurface Grommet Options (See Page 36-37), Glass Marker Boards (See Pages 55-56)

Molding Options: Must Specify and Add

Arlington Molding Options


BM2900	Arlington Base Molding	N/C
--------	------------------------	-----

Wilmington Molding Options

BM3600	Wilmington Base Molding	N/C
M3600	Optional Wilmington Decorative Molding	\$ 108

Note: Wilmington Decorative Molding may only be used with Wilmington Base Molding

Item	Model No.	Width	Depth	Height	K	Ship Wt	Cubic Ft	List Price	
KNEESPACE CREDENZA	29-2072KC		72	20 ⁷ / ₁₆	30	34 ¹ / ₂	197	30.5	P\$ 2960 W\$ 3242
	29-2066KC		66	20 ⁷ / ₁₆	30	28 ¹ / ₂	185	27.9	P\$ 2690 W\$ 2961
	29-2060KC		60	20 ⁷ / ₁₆	30	22 ¹ / ₂	173	25.3	P\$ 2669 W\$ 2924



Shown with Optional Locking

Must Specify (in this order):

- Model #
- Surface Material
- Finish/Color
- Base Molding
- Decorative Molding
- Drawer Pull
- Locking
- Drawer Construction
- Worksurface Grommet Location
- Back Panel Grommet
- Grommet Color

Description

- Standard With: Letter Width Box/Box/File in Pedestals, Left to Right Grain Direction on Worksurface
- Available with Veneer (W) or HPL (P) Top, Must Specify
- Grommet in Back Panel; Must Specify: Black (BLK) or Silver (SLV) or No Back Panel Grommet (NONE)
- Top Profiled on only Three (3) Sides for Flush Wall Application
- Base Molding on Sides and User Side, Must Specify: Arlington or Wilmington (See Below)
- Standard with No Decorative Molding; Optional Wilmington Decorative Molding, See Page 35-36 for Details; Must Specify (See Below)
- Additional Options: Locking Pedestal (See Page 36), Dove Tail Drawer Construction (See Page 36), Worksurface Grommet Options (See Page 36-37), Glass Marker Boards (See Pages 55-56)

Molding Options: Must Specify and Add

Arlington Molding Options


BM2900	Arlington Base Molding	N/C
--------	------------------------	-----

Wilmington Molding Options

BM3600	Wilmington Base Molding	N/C
M3600	Optional Wilmington Decorative Molding	\$ 108

Note: Wilmington Decorative Molding may only be used with Wilmington Base Molding

See Arlington Intro Section for Ordering Options, Pages 33-38

Item	Model No.	Width	Depth	Height	Ship Wt	Cubic Ft	List Price
	29-2072SC	72	20 ⁷ / ₁₆	30	237	30.5	P\$ 3315 W\$ 3596
	29-2066SC	66	20 ⁷ / ₁₆	30	217	30.5	P\$ 2878 W\$ 3149

Shown with Jefferson Drawer and Door Pulls (JEF)

Must Specify (in this order):

- Model #
- Surface Material
- Finish/Color
- Base Molding
- Decorative Molding
- Drawer / Door Pull
- Locking
- Drawer Construction

Description

- Standard With: Letter Width Box/Box/File in Pedestals, Left to Right Grain Direction on Worksurface
- Available with Veneer (W) or HPL (P) Top, Must Specify
- Top Profiled on only Three (3) Sides for Flush Wall Application
- Door Pull will Coordinate with Drawer Pull, See Page 38 for Details
- Base Molding on Sides and User Side, Must Specify: Arlington or Wilmington (See Below)
- Standard with No Decorative Molding; Optional Wilmington Decorative Molding, See Page 35-36 for Details; Must Specify (See Below)
- Optional Locking Pedestals (LKT-P) or Locking Pedestals and Doors (LKT-HU), See Page 36 for Details
- Additional Options: Dove Tail Drawer Construction (See Page 36)

Molding Options: Must Specify and Add

Arlington Molding Options

BM2900	Arlington Base Molding	N/C
--------	------------------------	-----

Wilmington Molding Options

BM3600	Wilmington Base Molding	N/C
M3600	Optional Wilmington Decorative Molding	\$ 108

Note: Wilmington Decorative Molding may only be used with Wilmington Base Molding

CREDENZA WITH DOUBLE LATERAL FILE 	29-2072DL	72	20 ⁷ / ₁₆	30	270	30.5	P\$ 3811 W\$ 4093
---	-----------	----	---------------------------------	----	-----	------	----------------------

Shown with Jefferson Drawer and Door Pulls (JEF) and Optional Wilmington Decorative Molding

Must Specify (in this order):

- Model #
- Surface Material
- Finish/Color
- Base Molding
- Decorative Molding
- Drawer Pull
- Drawer Construction

Description

- Standard With: Four (4) Locking Lateral File Drawers, Left to Right Grain Direction on Worksurface
- Available with Veneer (W) or HPL (P) Top, Must Specify
- Top Profiled on only Three (3) Sides for Flush Wall Application
- Legal or Letter Filing Side to Side or Front to Back
- Base Molding on Sides and User Side, Must Specify: Arlington or Wilmington (See Below)
- Standard with No Decorative Molding; Optional Wilmington Decorative Molding, See Page 35-36 for Details; Must Specify (See Below)
- Additional Options: Dove Tail Drawer Construction (See Page 36)

Molding Options: Must Specify and Add

Arlington Molding Options

BM2900	Arlington Base Molding	N/C
--------	------------------------	-----


Wilmington Molding Options

BM3600	Wilmington Base Molding	N/C
M3600	Optional Wilmington Decorative Molding	\$ 108

Note: Wilmington Decorative Molding may only be used with Wilmington Base Molding

Pricing Codes:
P = HPL Top
W = Veneer Top

See Arlington Intro Section for Ordering Options, Pages 33-38

Item	Model No.	Width	Depth	Height	Ship Wt	Cubic Ft	List Price
	29-2036L4 <i>Four (4) Drawers</i>	36	20 $\frac{1}{16}$	54	224	27.3	P\$ 3991 W\$ 4144
	29-2036L2 <i>Two (2) Drawers</i>	36	20 $\frac{1}{16}$	30	135	15.9	P\$ 2291 W\$ 2444

Must Specify (in this order):

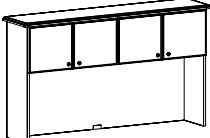
- Model #
- Surface Material
- Finish/Color
- Base Molding
- Drawer Pull
- Drawer Construction

Description

- Central Locking Lateral File Drawers provide Legal or Letter Filing Front to Back or Side to Side
- Anti-Tilt Mechanism
- Available with Veneer (W) or HPL (P) Top, Must Specify
- Top Profiled on only Three (3) Sides for Flush Wall Application
- Base Molding on Sides and User Side, Must Specify: Arlington or Wilmington (See Below)
- No Decorative Molding Available
- Additional Options: Dove Tail Drawer Construction (See Page 36)

Base Molding Options: Must Specify

BM2900	Arlington Base Molding Only	N/C
BM3600	Wilmington Base Molding Only	N/C

Item	Model No.	Width	Depth	Height	Ship Wt	Cubic Ft	List Price
	29-1572HU <i>Four (4) Doors</i>	72	15	40 $\frac{1}{8}$	203	34.1	\$ 3482
	29-1566HU <i>Four (4) Doors</i>	66	15	40 $\frac{1}{8}$	166	32.1	\$ 3114
	29-1560HU <i>Four (4) Doors</i>	60	15	40 $\frac{1}{8}$	129	28.4	\$ 2991

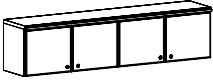
Must Specify (in this order):

- Model #
- Finish
- Door Pull
- Locking
- Tackboard Fabric
- Tasklight
- Grommet Color

Description

- Standard with: Soft-Close Hinged Wood Doors, Vertical Grain Direction,
- 25 $\frac{3}{4}$ " Clearance Below Doors
- Top Profiled on Three (3) Sides for Flush Wall Application Standard
- Lower, Center Grommet on Back Panel Standard; Must Specify: Black (BLK) or Silver (SLV)
- Additional Options: Locking Doors (See Page 36), Three (3) Upper Wire Management Grommets (See Page 37), Factory-Installed Tackboard (See Page 56), Tasklights (See Page 57), Glass Marker Boards (See Pages 55-56)

See Arlington Intro Section for Ordering Options, Pages 33-38

Item	Model No.	Width	Depth	Height	Ship Wt	Cubic Ft	List Price
WALL MOUNT HUTCH 	29-1572WD <i>Four (4) Doors</i>	72	15	17 $\frac{3}{16}$	118	13.1	\$ 2781
	29-1566WD <i>Four (4) Doors</i>	66	15	17 $\frac{3}{16}$	105	12.0	\$ 2719
	29-1560WD <i>Four (4) Doors</i>	60	15	17 $\frac{3}{16}$	96	11.0	\$ 2602
	29-1554WD <i>Three (3) Doors</i>	54	15	17 $\frac{3}{16}$	87	9.9	\$ 2435
	29-1548WD <i>Three (3) Doors</i>	48	15	17 $\frac{3}{16}$	77	8.9	\$ 2268
	29-1542WD <i>Two (2) Doors</i>	42	15	17 $\frac{3}{16}$	67	7.8	\$ 2088
	29-1536WD <i>Two (2) Doors</i>	36	15	17 $\frac{3}{16}$	58	6.7	\$ 1863
	29-1530WD <i>Two (2) Doors</i>	30	15	17 $\frac{3}{16}$	48	5.6	\$ 1800

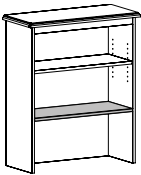
Must Specify (in this order):

Model #
Finish
Door Pull
Locking

Description

- Standard with: Soft-Close Hinged Wood Doors, Vertical Grain Direction,
- Top Profiled on Front only
- Optional Locking Doors, See Page 38
- Additional Options: Tasklights (See Page 57), Tackboards (See Page 56), Glass Marker Boards (See Pages 55-56)

SURFACE MOUNT BOOKCASE	29-1534TU	34	15	40 $\frac{7}{8}$	78	17.8	\$ 1464
-------------------------------	-----------	----	----	------------------	----	------	---------



Description

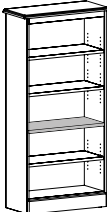
- Top Profiled on Three (3) Sides for Flush Wall Application
- 1" Thick Shelves; One (1) Adjustable and One (1) Fixed (Shaded)
- Vertical Woodgrain
- 12" Clearance Below Fixed Shelf
- For Surface Mount Use on Two (2) Drawer Lateral File

Must Specify (in this order):

Model #
Finish

Pricing Codes:
P = HPL Top
W = Veneer Top

See Arlington Intro Section for Ordering Options, Pages 33-38

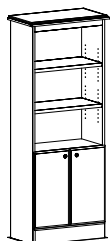
Item	Model No.	Width	Depth	Height	Ship Wt	Cubic Ft	List Price
	29-3470BC <i>Three (3) Adjustable Shelves and One (1) Fixed Shelf</i>	34	15	70 $\frac{3}{8}$	165	25.0	W\$ 2024
	29-3460BC <i>Two (2) Adjustable Shelves and One (1) Fixed Shelf</i>	34	15	60	155	21.9	W\$ 1949
	29-3448BC <i>Two (2) Adjustable Shelf</i>	34	15	48	125	18.0	P\$ 1432 W\$ 1777
	29-2870BC <i>Three (3) Adjustable Shelves and One (1) Fixed Shelf</i>	28	15	70 $\frac{3}{8}$	125	23.8	W\$ 1798
	29-2860BC <i>Two (2) Adjustable Shelves and One (1) Fixed Shelf</i>	28	15	60	115	18.3	W\$ 1759
	29-2848BC <i>Two (2) Adjustable Shelf</i>	28	15	48	93	16.0	P\$ 1423 W\$ 1720

Must Specify (in this order):
Model #
Surface Material (48"H Only)
Finish/Color

Description

- Fixed Shelf (Shaded)
- Vertical Woodgrain
- 48"H Available with Veneer (W) or HPL (P) Top, Must Specify
- Top Profiled on only Three (3) Sides for Flush Wall Application

DOOR BOOKCASE	29-2870DB	28	15	70 $\frac{3}{8}$	78	17.8	\$ 2023
----------------------	-----------	----	----	------------------	----	------	---------



Shown with Arlington (ARB) Door Pull

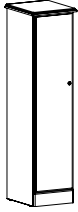
Description

- Open Bookcase with Two (2) 1" Thick Adjustable Shelves
- Vertical Woodgrain
- Storage Behind Doors; One (1) Adjustable Shelf
- Top Profiled on only Three (3) Sides for Flush Wall Application
- Optional Locking Doors, See Page 36

Must Specify (in this order):
Model #
Finish
Door Pull
Locking

See Arlington Intro Section for Ordering Options, Pages 33-38

Item	Model No.	Width	Depth	Height	Ship Wt	Cubic Ft	List Price	
WARDROBE/STORAGE CABINET	Hinged Left							
	Hinged Right							
	29-1870WL	29-1870WR	18	20	70 7/8	153	19.2	\$ 2384



Shown as Left

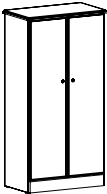
Must Specify (in this order):

- Model #
- Finish
- Locking
- Door Pull

Description

- Coat Rod Under Top Fixed Shelf and Three (3) Adjustable Shelves
- Adjustable Shelves can be Removed for Wardrobe Application
- Vertical Woodgrain
- Top Profiled on only Three (3) Sides for Flush Wall Application
- Must Specify Door Pull: Arlington B (ARB) and Liberty (ALB)
- Optional Locking Door, See Page 36

DOUBLE WARDROBE/STORAGE	29-3670WD	36	20	70 7/8	310	34.2	\$ 4209
-------------------------	-----------	----	----	--------	-----	------	---------



Must Specify (in this order):


- Model #
- Finish
- Locking
- Door Pull

Description

- Three (3) Adjustable Shelves on Both Sides; Coat Rod Under Top Fixed Shelf on Right
- Vertical Woodgrain
- Recommended Against Wall
- Top Profiled on only Three (3) Sides for Flush Wall Application
- Must Specify Door Pull: Arlington B (ARB) and Liberty (ALB)
- Optional Locking Doors, See Page 36

Pricing Codes:
P = HPL Top
W = Veneer Top

See Arlington Intro Section for Ordering Options, Pages 33-38

Item	Model No.	Width	Depth	Height	Ship Wt	Cubic Ft	List Price
	29-3672WT <i>64" Kneespace</i>	72	36	30	125	11.4	P\$ 1744 W\$ 2058
	29-3060WT <i>52" Kneespace</i>	60	30	30	89	8.0	P\$ 1436 W\$ 1679


Description

- Available with Veneer (W) or HPL (P) Top, Must Specify
- Left to Right Grain Direction on Worksurface
- Shipped KD; Some Assembly Required
- Optional Wire Management, Grommet and Sand Dollar Units are Available on Page 57, 60-61; See Available Grommet Locations on Page 36 for Details; Must Specify: Black (BLK) or Silver (SLV)

Must Specify (in this order):

- Model #
- Surface Material
- Finish/Color
- Worksurface Grommet Location
- Grommet Color

COMPUTER DESK WITH HUTCH



	Left	Right	Width	Depth	Height	Ship Wt	Cubic Ft	List Price
	29-2448LP	29-2448RP	48	24	30	148	23.1	P\$ 2256 W\$ 2465
	29-1246HU		46	12	29 ³ / ₈	54	10.3	\$ 892

Desk Description

- Standard With: Letter Width Box/Box/File Pedestal, Pull-Out Writing Shelf, Pull-Out Keyboard Shelf
- Available with Veneer (W) or HPL (P) Top, Must Specify
- Top Profiled on only Three (3) Sides for Flush Wall Application
- Grommet in Back Panel; Must Specify: Black (BLK) or Silver (SLV) or No Back Panel Grommet (NONE)
- Base Molding on Sides and User Side. Must Specify: Arlington or Wilmington (See Below)
- Additional Options: Dove Tail Drawer Construction (See Page 36), Worksurface Grommet Options (See Page 36-37)

Hutch Description

- One (1) Adjustable Shelf; Non-Handed
- Back Panel with Open Clearance for Wire Management

Must Specify for Desk (in this order):

- Model #
- Surface Material
- Finish/Color
- Base Molding
- Drawer Pull
- Drawer Construction
- Worksurface Grommet Location
- Back Panel Grommet
- Grommet Color

Must Specify for Hutch (in this order):

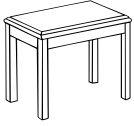
- Model #
- Finish Color

Desk Base Molding Options: Must Specify and Add

BM2900	Arlington Base Molding	N/C
BM3600	Wilmington Base Molding	N/C

See Arlington Intro Section for Ordering Options, Pages 33-38

Item	Model No.	Width	Depth	Height	Ship Wt	Cubic Ft	List Price
END TABLE	29-2124ET	21	24	21½	25	2.0	P\$ 802 W\$ 934



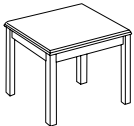
Description

- Available with Veneer (W) or HPL (P) Top, Must Specify
- Hardwood Legs
- Apron Rails and Legs Feature Multi-Step, Hand-Finished Catalyzed Finish
- Shipped KD; Some Assembly Required

Must Specify (in this order):

Model #
Surface Material
Finish/Color

LAMP TABLE	29-2424LT	24	24	21½	25	2.0	P\$ 897 W\$ 962
------------	-----------	----	----	-----	----	-----	--------------------



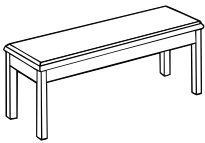
Description

- Available with Veneer (W) or HPL (P) Top, Must Specify
- Hardwood Legs
- Apron Rails and Legs Feature Multi-Step, Hand-Finished Catalyzed Finish
- Shipped KD; Some Assembly Required

Must Specify (in this order):

Model #
Surface Material
Finish/Color

MAGAZINE TABLE	29-1847MT	47	18	16	47	3.4	P\$ 962 W\$ 1123
----------------	-----------	----	----	----	----	-----	---------------------



Description

- Available with Veneer (W) or HPL (P) Top, Must Specify
- Left to Right Grain Direction on Worksurface
- Hardwood Legs
- Apron Rails and Legs Feature Multi-Step, Hand-Finished Catalyzed Finish
- Shipped KD; Some Assembly Required
- Optional 30" Legs; See Below

Must Specify (in this order):

Model #
Surface Material
Finish/Color
Leg

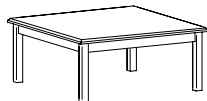
Desk Base Molding Options: Must Specify and Add

SH-36	Optional 30" H Legs	\$ 174
-------	---------------------	--------

Pricing Codes:
P = HPL Top
W = Veneer Top

See Arlington Intro Section for Ordering Options, Pages 33-38

Item	Model No.	Width	Depth	Height	Ship Wt	Cubic Ft	List Price
SQUARE MAGAZINE TABLE	29-3636MT	36	36	16	60	5.5	P\$ 1028 W\$ 1201



Description

- Available with Veneer (W) or HPL (P) Top, Must Specify
- Hardwood Legs
- Apron Rails and Legs Feature Multi-Step, Hand-Finished Catalyzed Finish
- Shipped KD; Some Assembly Required

Must Specify (in this order):

Model #
Surface Material
Finish/Color

CIRCULAR TABLE TOP	Model No.	Width	Depth	Height	Ship Wt	Cubic Ft	List Price
	29-4848CT <i>Accommodates Five (5) Chairs</i>	48	48	30	58	5.9	P\$ 2049 W\$ 2407
	29-4242CT <i>Accommodates Four (4) Chairs</i>	42	42	30	51	4.5	P\$ 1429 W\$ 1755
	29-3636CT <i>Accommodates Three (3) Chairs</i>	36	36	30	50	3.3	P\$ 1242 W\$ 1530



Must Specify for Top (in this order):

Model #
Surface Material
Finish/Color
Base

Must Specify for Base (in this order):

Model #
Finish

Description

- Available with Veneer (W) or HPL (P) Top, Must Specify
- See Below for Queen Anne Base; One (1) Base Required
- Queen Anne Base Features Multi-Step, Hand-Finished Catalyzed Finish
- Power Options not Available

Options: Order & Add

01-0606QB	Optional Queen Anne Base (1 Required)	54	22.4	\$ 1097
-----------	---------------------------------------	----	------	---------



CONFERENCE TABLE ONE PIECE TOP	Model No.	Width	Depth	Height	Ship Wt	Cubic Ft	List Price
	29-4296RT <i>Accommodates Eight (8) Chairs</i>	96	42	30	140	12.5	P\$ 2907 W\$ 3426
	29-3672RT <i>Accommodates Six (6) Chairs</i>	72	36	30	91	6.6	P\$ 2409 W\$ 2807



Must Specify for Top (in this order):

Model #
Surface Material
Finish/Color
PDC Style / Location
Base

Must Specify for Base (in this order):

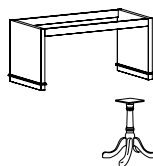
Model #
Finish

Description

- One (1) Piece Top
- Available with Veneer (W) or HPL (P) Top, Must Specify
- Top and Bases Shipped Separately
- Top Includes Two (2) Rectangle Bases and Two (2) Stretchers; Upgrade Base to Queen Anne Base, See Below
- Queen Anne Base Features Multi-Step, Hand-Finished Catalyzed Finish
- Additional Options: Grommet Options (See Page 36-37), Power Options (See Page 58-60)

Options: Must Specify and Add

29-2828TB	Rectangular Bases (Includes 2 Bases and 2 Stretchers)	104	7.0	Included
01-0606QB	Upgrade Queen Anne Base (Includes 2 Bases)	54	22.4	\$ 735



Arlington Meeting and Conference Tables offer additional power and grommet options. See the Tables and Space Division Price List for more details.

See Arlington Intro Section for Ordering Options, Pages 33-38

Item	Model No.	Width	Depth	Height	Ship Wt	Cubic Ft	List Price
CONFERENCE TABLE TWO PIECE TOP	29-48144RT <i>Accommodates Twelve (12) Chairs</i>	144	48	30	315	22.0	P\$ 6020 W\$ 6887
	29-48120RT <i>Accommodates Ten (10) Chairs</i>	120	48	30	198	22.0	P\$ 3667 W\$ 4359



Must Specify for Top (in this order):

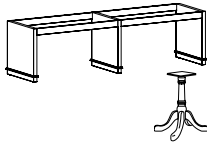
- Model #
- Finish Color
- PDC Style / Location
- Base

Must Specify for Base (in this order):

- Model #
- Finish Color

Description

- Two (2) Piece Top
- Available with Veneer (W) or HPL (P) Top, Must Specify
- Top and Bases Shipped Separately
- Top Includes Three (3) Rectangle Bases with Four (4) Stretchers; Upgrade Base to Queen Anne Base, See Below
- Queen Anne Base Features Multi-Step, Hand-Finished Catalyzed Finish
- Additional Options: Grommet Options (See Page 36-37), Power Options (See Page 58-60)



Options: Must Specify and Add

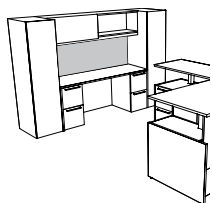
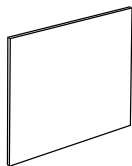
29-2828TB	Rectangular Bases (Includes 3 Bases and 4 Stretchers)	104	7.0	Included
01-0606QB	Upgrade Queen Anne Base (Includes 3 Bases)	80	33.6	\$ 1104

Arlington Meeting and Conference Tables offer additional power and grommet options. See the Tables and Space Division Price List for more details.

Pricing Codes:
P = HPL Top
W = Veneer Top

See Arlington Intro Section for Ordering Options, Pages 33-38

Item	Model No.	Width	Depth	Height	Ship Wt	Cubic Ft	List Price
GLASS MARKER BOARD	GMB-2372W	72	½	23	56	10.2	\$ 2026
FOR USE WITH 30"H DESKS, CREDENZA AND SURFACE MOUNT HUTCHES	GMB-2366W	66	½	23	52	9.5	\$ 1919
	GMB-2360W	60	½	23	47	8.8	\$ 1704
	GMB-2354W	54	½	23	42	8.0	\$ 1543
	GMB-2348W	48	½	23	38	7.3	\$ 1435
	GMB-2342W	42	½	23	33	6.6	\$ 1220
	GMB-2336W	36	½	23	28	5.8	\$ 1059
	GMB-2330W	30	½	23	23	5.1	\$ 899



Must Specify (in this order):

Model #
Color

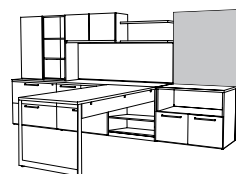
Description

- Available in Black (BLMKR) or White (WHMKR), Must Specify
- Marker Boards Are One (1) Piece with No Seams
- Mounting Brackets Included
- For Use over 30"H Desks and Credenzas with Wall Mount Hutches
- For Magnet, Marker and Eraser Sets; See Page 61



Magnet, Marker and Eraser sets available, see page 61

GLASS MARKER BOARD	GMB-4048W	48	½	40%	67	11.0	\$ 2443
FOR USE WITH 30"H DESKS, CREDENZA AND WALL MOUNT HUTCHES	GMB-4042W	42	½	40%	58	9.9	\$ 2066
	GMB-4036W	36	½	40%	50	8.8	\$ 1785
	GMB-4030W	30	½	40%	42	7.7	\$ 1502



Must Specify (in this order):

Model #
Color

Description

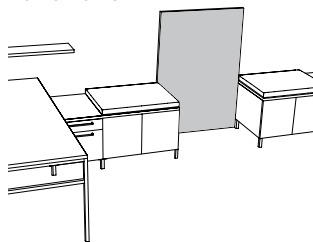
- Available in Black (BLMKR) or White (WHMKR), Must Specify
- Mounting Brackets Included
- For Use over 30"H Desks and Credenzas with Wall Mount Hutches or Shelving
- For Magnet, Marker and Eraser Sets; See Page 61



Magnet, Marker and Eraser sets available, see page 61

See Arlington Intro Section for Ordering Options, Pages 33-38

Item	Model No.	Width	Depth	Height	Ship Wt	Cubic Ft	List Price
GLASS MARKER BOARD	GMB-7036W	36	½	70⅞	87	13.8	\$ 2993
FOR USE FROM FLOOR TO TOP OF UNIT	GMB-7030W	30	½	70⅞	72	12.1	\$ 2510



Description

- Available in Black (BLMKR) or White (WHMKR), Must Specify
- Marker Boards Are One (1) Piece with No Seams
- Mounting Brackets Included
- For Use From Floor to Top of Unit
- For Magnet, Marker and Eraser Sets; See Page 61

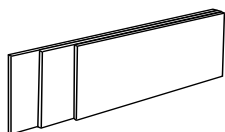
Must Specify (in this order):

Model #
Color



Magnet, Marker and Eraser sets available, see page 61

SURFACE MOUNT TACKBOARDS
20" H

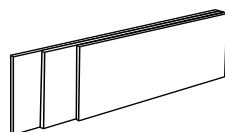


Model #	Size	COM ydgs	COM, 1, 2 or 3	Grades						
				4	5	6	7	8	9	10
TB-2972H	72"	2.25	\$ 443	686	799	918	1082	1253	1456	1687
TB-2966H	66"	2.00	\$ 416	632	732	838	984	1136	1316	1522
TB-2960H	60"	2.00	\$ 388	604	704	810	956	1108	1288	1494

Description

- Coordinates with Surface Mount Hitches
- Factory Installed

WALL MOUNT TACKBOARDS
23" H




Model #	Size	COM ydgs	COM, 1, 2 or 3	Grades						
				4	5	6	7	8	9	10
TB-6572W	72"	2.25	\$ 501	744	857	976	1140	1311	1514	1745
TB-6566W	66"	2.00	\$ 475	691	791	897	1043	1195	1375	1581
TB-6560W	60"	2.00	\$ 443	659	759	865	1011	1163	1343	1549
TB-6554W	54"	1.75	\$ 421	610	698	790	918	1051	1209	1389
TB-6548W	48"	1.50	\$ 384	546	621	701	810	924	1059	1214
TB-6542W	42"	1.25	\$ 348	483	546	612	703	798	911	1039
TB-6536W	36"	1.25	\$ 339	474	537	603	694	789	902	1030
TB-6530W	30"	1.00	\$ 307	415	465	518	591	667	757	860

Description

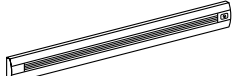
- Coordinates with Wall Mount Hitches
- Field Installed

See Arlington Intro Section for Ordering Options, Pages 33-38

Item	Model No.	Width	Depth	Height	Ship Wt	Cubic Ft	List Price
 LED TASKLIGHTS	TL-0848 <i>240-LED, 18 Watts</i>	47½	7⁄8	1½	-	-	\$ 347
	TL-0824 <i>84-LED, 7 Watts</i>	22½	7⁄8	1½	-	-	\$ 288

Description

- Includes the Power Supply and Three (3) Upper Wire Management Grommet
- 10' Power Cord
- Rocker Style On/Off Switch
- Grommet Color will Match Lower Grommet Color

Item	Model No.	Width	Depth	Height	Ship Wt	Cubic Ft	List Price
 LED TASKLIGHTS	01-188LED58 <i>188-LED, 43.5 Watts</i>	57½	½	2	-	-	\$ 1287
	01-94LED31 <i>94-LED, 23.4 Watts</i>	30½	½	2	-	-	\$ 932
	01-47LED17 <i>47-LED, 10.9 Watts</i>	16½	½	2	-	-	\$ 539

Description

- Includes the Power Supply and Three (3) Upper Wire Management Grommet
- Grommet Color will Match Lower Grommet Color
- Optional Occupancy Sensor Shuts Off After 30 Minutes of Inactivity and Turns On Immediately When Reentering the Detection Area

Options: Specify & Add

01-OSRP	Occupancy Sensor	\$ 286
---------	------------------	--------

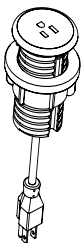
Item	Model No.	Color	Width	Depth	Height	Ship Wt	Cubic Ft	List Price
 ROUND GROMMET COVER	01-GRMTB	Black	2¾	2¾	-	1	0.1	\$ 28
	01-GRMTSL <i>Open Market Only</i>	Silver	2¾	2¾	-	1	0.1	\$ 28

Description

- 2¾" (60mm) Round Grommet Cover
- Field Installed

Options: Specify & Add

Factory Installed	\$ 60
-------------------	-------

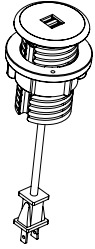
Item	Model No.	Color	Width	Depth	Height	Ship Wt	Cubic Ft	List Price
 SINGLE POWER SAND DOLLAR	01-SAND60PW	White	3	3	4	1	0.2	\$ 76
	01-SAND60PB	Black						\$ 76
	01-SAND60PS	Silver						\$ 76

Description

- Unit is 2" Diameter; Mounts in 60mm Round Grommet
- 6' Cord
- Single Power Outlet

See Arlington Intro Section for Ordering Options, Pages 33-38

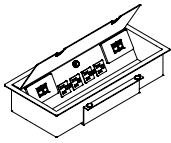
Item	Model No.		Width	Depth	Height	Ship Wt	Cubic Ft	List Price
DOUBLE USB SAND DOLLAR	01-SAND60UW	White	3	3	4	1	0.2	\$ 216
	01-SAND60UB	Black						\$ 216
	01-SAND60US	Silver						\$ 216



Description

- Unit is 2" Diameter; Mounts in 60mm Round Grommet
- 6' Cord
- Dual USB Outlets

WORKSURFACE POWER CENTER	01-INTRFC1A	Aluminum	14¼	6¾	3¾	11	0.3	\$ 1612
	01-INTRFCIB	Black						



Description

- For Use with Conference Tables
- Includes: Four (4) Power Receptacles in Two (2) 15 Amp Duplexes, One (1) 15 Amp Circuit Breaker, One (1) Voice Port and Three (3) Data Ports, 6' Power Cord
- One (1) Convenience Plug on Bottom
- UL Listed/CSA Certified
- Optional Telecom Plates, See Arlington Tables in the Table and Space Division Price List

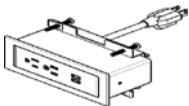
OASIS MINI POWER & DATA	01-OASISMA	Aluminum	14¼	6¾	2¾	11	0.3	\$ 2492
	01-OASISMB	Black						



Description

- For Use with Conference Tables
- Includes: Two (2) Data, One (1) Voice Telecom Plates, Four (4) Power Outlets, 9' Power Cord
- Opening for One (1) Additional Plate Sold Separately
- Soft Touch Hinged Lid
- UL Listed
- Optional Telecom Plates, See Arlington Tables in the Table and Space Division Price List


DUO BEZEL NEMA PLUG	01-DUOBEZELW	White	6½	2½	3¼	1	0.2	\$ 527
	01-DUOBEZELB	Black						\$ 527
	01-DUOBEZELS	Silver						\$ 527



Description

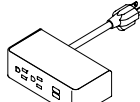
- For Use with Conference Tables
- Sits on Worksurface and Includes: Two (2) Power Outlet, Two (2) USB Ports, 10' Cord, and All Mounting Hardware
- Independent USB Circuit Controllers Deliver up to 2.1 Amps to Each Post
- FCC Part 15A, UL Approved for Horizontal and Vertical Applications

See Arlington Intro Section for Ordering Options, Pages 33-38

Item	Model No.		Width	Depth	Height	Ship Wt	Cubic Ft	List Price
	01-TRIOBEZELW	White	9	2½	3	1	0.2	\$ 566
	01-TRIOBEZELB	Black						\$ 566
	01-TRIOBEZELS	Silver						\$ 566

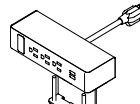
Description

- For Use with Conference Tables
- Sits on Worksurface and Includes: Three (3) Power Outlets, Two (2) USB Ports, One (1) Open Data, 10' Cord, and All Mounting Hardware
- HDMI, VGA, or RJ45 Accessory for Open Data Port Specified Separately, See Below
- Independent USB Circuit Controllers Deliver up to 2.1 Amps to Each Post
- FCC Part 15A, UL Approved for Horizontal and Vertical Applications

	01-DUOCLAMPW	White	5½	3	7	1	0.2	\$ 446
	01-DUOCLAMPB	Black	5½	3	7	1	0.2	\$ 446
	01-DUOCLAMPS	Silver	5½	3	7	1	0.2	\$ 446

Description

- Standard with: Two (2) Power Outlet, Two (2) USB Ports, 10' Cord
- Clamps to Top and Features Silver Metal Trim
- Independent USB Circuit Controllers Deliver up to 2.1 Amps to Each Post
- All Mounting Hardware Included
- FCC Part 15A and UL Approved for Horizontal and Vertical Applications

	01-TRIOCLAMPW	White	8	3	7	1	0.2	\$ 524
	01-TRIOCLAMPB	Black	8	3	7	1	0.2	\$ 524
	01-TRIOCLAMPS	Silver	8	3	7	1	0.2	\$ 524

Description

- Standard with: Three (3) Power Outlets, Two (2) USB Ports, One (1) Open Data, 10' Cord
- Clamps to Top and Features Silver Metal Trim
- Independent USB Circuit Controllers Deliver up to 2.1 Amps to Each Post
- HDMI, VGA, or RJ45 Accessories Sold Separately
- All Mounting Hardware Included
- FCC Part 15A and UL Approved for Horizontal and Vertical Applications

	01-LCOMHDMI		-	-	-	1	0.2	\$ 129
---	-------------	--	---	---	---	---	-----	--------

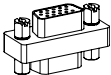
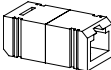

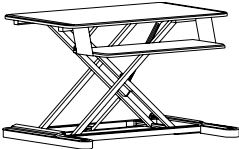
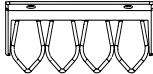
Description

- HDMI Port for Trio Bezel Units

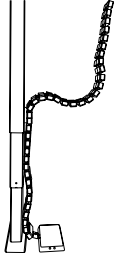
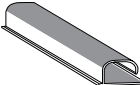
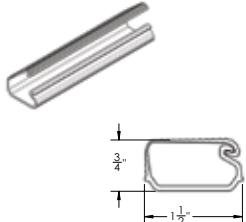
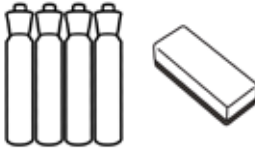

Open Market Only

See Arlington Intro Section for Ordering Options, Pages 33-38

Arlington

Item	Model No.	Width	Depth	Height	Ship Wt	Cubic Ft	List Price
TRIO VGA DATA PORT ACCESSORY	01-LCOMVGA	-	-	-	1	0.2	\$ 95
	Description						
	• VGA Port for Trio Bezel Units						
TRIO RJ45 DATA PORT ACCESSORY	01-LCOMRJ45	-	-	-	1	0.2	\$ 62
	Description						
	• RJ45 Port for Trio Bezel Units						
	Options: Specify & Add						
	Factory Installed						\$ 162
VESTA POWER CENTER	01-PDCTR	10¾	12	28¼	14	2.5	\$ 1386
	Description						
	• Top Includes One (1) Power Outlet, Two (2) USB Ports and One (1) USBC Port; Base Includes Three (3) Outlet						
	• Available in White						
	• 120" Power Cord						
	• Built with Weight Distribution for Optimal Stability						
	• Base is 5" Tall						
HEIGHT ADJUSTABLE WORKSTATION	01-S2SBLK Black	35½	25	6-22	49	6.5	\$ 1174
	Description						
	• Height Adjustable						
	• Weight Capacity: 35lbs						
	• One-Handed Operation; Platforms Move Simultaneously						
	• Keyboard Platform: 10½"D x 26½"W						
	• Worksurface: 21"D x 35½"W						
	• Can be Used on Worksurface 24"D x 35"W						
CABLE GRIP	01-WMGRCB	5%	2%	-	-	-	\$ 14
	Description						
	• Under Surface Wire Management						
	• Black						

See Arlington Intro Section for Ordering Options, Pages 33-38

Item	Model No.	Width	Depth	Height	Ship Wt	Cubic Ft	List Price
LINK 360 CABLE MANAGER 	01-0251LINKSLV <i>Silver</i>	5 $\frac{3}{16}$	3 $\frac{3}{16}$	30-51	4	3.0	\$ 305
	01-0251LINKBLK <i>Black</i>	5 $\frac{3}{16}$	3 $\frac{3}{16}$	30-51	4	3.0	\$ 275
Description <ul style="list-style-type: none"> Kit Includes: 50 Link 360™ elements, One (1) Quad Connector, One (1) Dumbbell Connector, and One (1) Foot Assembly with Two (2) Magnetic Clips Can Be Used For Height-Adjustable Mechanisms Up To 51" or Free-Standing Use 							
WIRE CHANNEL 	01-32125	24	1 $\frac{5}{8}$	1	.25	0.3	\$ 82
Description <ul style="list-style-type: none"> Available in Black Channels Attach with Two (2) Double-Sided Installation Tape Easily Attach to an Iconic Leg to Route Wires/Cords from the Top to the Floor Open J Channel for Easy Storage of Cables 							
WIRE MANAGEMENT CHANNEL 	01-WMGR4	16	1 $\frac{1}{2}$	1	1	-	\$ 91
Description <ul style="list-style-type: none"> Set of Four (4) Black Plastic Wire Management Channels Snap Lock Channel Attaches with Adhesive Strips Ships via UPS Only 							
MARKER AND ERASER SET 	01-MRKRSETBL For Use with Black Marker Boards and Black Glass Doors						\$ 97
	01-MRKRSETWH For Use with White Marker Boards and White Glass Doors						\$ 97
Description <ul style="list-style-type: none"> (01-MRKRSETWH) May Also be Used with Dry Erase Doors and Boards Includes 4 Markers and an Eraser 							
MAGNET SET 	01-MAGBL For Use with White Marker Boards						\$ 89
	01-MAGWH For Use with Black Marker Boards						\$ 89
Description <ul style="list-style-type: none"> Includes Set of Five (5) Magnets 							

See Arlington Intro Section for Ordering Options, Pages 33-38

ORDERING INFORMATION

All orders should be emailed to neworders@indianafurniture.com. Orders can be faxed to 812-482-9035 or mailed to:

Indiana Furniture
P.O. Box 270
1224 Mill Street
Jasper, IN 47547-0270

ORDER PROCEDURE

All orders must include purchase order number, billing address, ship-to address and phone number, and any special instructions.

When ordering casegoods or tables, give complete quantity, model number, finish and any other options.

When ordering seating, give complete quantity, model number, finish, fabric and any other options.

Within each series, an example of "How to Order" is illustrated at the beginning of each series section. For further clarification of order procedure, contact Customer Service.

PRICING

All prices shown are suggested retail prices F.O.B. Point of Origin, freight prepaid and allowed to one continental US destination. Prices, specifications and materials are subject to change without notice. Possession and/or distribution of this price list does not in itself constitute an offer to sell. Orders can be received only from authorized Indiana Furniture dealers. Orders will be billed at prices prevailing at time of shipment, unless acknowledged prior to the effective date of the price change, in which case billing will be at the price acknowledged.

ACKNOWLEDGMENT

All orders will be acknowledged promptly, showing how the order was entered, its approximate shipping date and other pertinent information. This acknowledgment is the final agreement between the customer and Indiana Furniture and is the exclusive statement of the terms thereof. Please examine this acknowledgment carefully and advise Indiana Furniture immediately of any discrepancies.

BUYER'S OBLIGATION: RIGHTS OF SELLER

If Indiana Furniture shall at any time doubt Buyer's financial responsibility, Indiana Furniture may decline to make shipments hereunder except upon receipt of cash payment in advance or security or other proof of responsibility satisfactory to Indiana Furniture. If buyer fails in any way to fulfill the terms and conditions set forth herein, Indiana Furniture may defer shipments until such default is corrected. Remedies provided herein shall be in addition to, and not in lieu of other remedies. Buyer agrees to abide by payment terms as listed on invoice. Buyer shall pay all reasonable costs and expenses, including attorney and collection fees, and late fees, incurred by Seller in connection with any amounts due for goods ordered.

CANCELLATIONS AND CHANGES

Due to immediate production on build-to-order items, all orders are considered firm and are not subject to cancellation or change without approval from Indiana Furniture. All approved changes are subject to additional charges and revised lead times.

PRODUCT DESIGN AND SPECIFICATION CHANGES

Indiana Furniture reserves the right to make changes in design and construction or discontinue products without prior notice.

REPAIR CHARGES

Indiana Furniture will only pay repair charges if Customer Service gives prior written authorization. No repair charge will be paid without advance approval at which time you will be issued a repair authorization number that will allow you to invoice Indiana Furniture for the completed work.

WAREHOUSE STORAGE CHARGES

If a shipment is held beyond 14 calendar days at your request, a **.067% per calendar day** (2% per month) storage charge will be assessed. The effective date will be 14 calendar days after the acknowledged ship date. Further, the prices applied to the order will be those in effect at the time of shipment.

DAMAGED MERCHANDISE

The consignee is responsible for filing claims with the carrier for damage and shortages. Claims for both obvious and concealed damage must be filed within 15 calendar days, and the damaged merchandise must not have been moved from the original receiving location. All damaged merchandise, including the cartons and packing materials, must be retained for inspection by either the carrier or by an Indiana Furniture Sales Representative. Indiana Furniture reserves the right to select the most cost effective way to repair or replace the damaged item. Once you have notified the carrier, please contact Customer Service for further assistance.

Obvious Damage/Missing Cartons — Do not refuse merchandise damaged in transit. Indiana Furniture recommends the consignee inspect all merchandise upon arrival. If a shipment is received damaged or short, note all information on carrier's copy and your copy of freight bill and delivery receipt. Notify the delivering carrier and file a claim immediately. Pending the results of your claim, either Indiana Furniture or the carrier will cover 100% of the cost to repair or replace the damaged or missing item.

Concealed Damage — If concealed damage is discovered, notify the delivering carrier at once and request an inspection. This must be done within 15 calendar days of delivery. If the carrier will not perform the inspection, you should prepare an affidavit that you contacted them, noting the time and date, and that they failed to comply with your request. This, along with the other papers in your possession, will support the claim. Pending the results of your claim, the cost to repair or replace the item will be covered 1/3 by the carrier and 2/3 by Indiana Furniture for shipments less than a full truckload and 100% by Indiana Furniture for shipments of full truck loads.

RETURN MERCHANDISE

Merchandise will not be accepted for return without a RGA (Return Goods Authorization) issued by Indiana Furniture. We will consider issuing RGA's for the following reasons:

1. Manufacturing defect (inspected by Indiana Furniture representative)
2. Indiana Furniture order processing error
3. Shipping error
4. Mis-marked cartons
5. Duplicated shipments

If you have any questions as to whether your reason for return qualifies for consideration, please contact your Customer Service Representative. Merchandise must be returned within 60 days of the RGA issued date, or within 60 days upon receipt of replacement product to receive credit. Returns due to mis-marked cartons must also be returned in the original cartoning, with shipping labels intact, to receive credit.

All merchandise being returned must be properly packed and protected to ensure no further damage is incurred during transportation back to an Indiana Furniture facility. Upon receipt, all returned merchandise will be thoroughly inspected and the results compared to the reason for return stated on the RGA. Any discrepancies, such as additional damage, signs of usage, missing parts, etc., will result in an adjustment to the amount of credit issued.

DELIVERY AND FREIGHT CHARGES

All shipments are F.O.B. Point of Origin, Jasper, IN, freight prepaid and allowed dock to dock on 53' trailer. Ownership and responsibility of the merchandise becomes that of the buyer upon delivery to the freight company. Shipments into Alaska, Hawaii, Canada, Mexico, Puerto Rico and other exports are freight prepaid and allowed to port of exit.

Indiana Furniture reserves the right to select the most appropriate carrier and routing on all shipments. Indiana Furniture will attempt to accommodate requests for favored carriers and delivery times. Deliveries requested Monday through Thursday, after 3pm, will be assessed a \$300 per truck after hours fee. Deliveries requested after 3pm on Friday or on weekends, will be assessed a \$600 per truck weekend delivery fee.

Inside delivery and installation services are not included in the pricing shown. Any deviation from dock-to-dock delivery, such as but not limited to, non-dock, residential, or inside delivery must be specified on the order. Should these services be requested or required, all charges incurred will be charged to the "Sold To" of the order.

Shipments totaling less than \$2000 (net value, product only) will be assessed a small order fee of \$200 Net per shipment. This fee will be waived for items shipped via small package carriers.

BIFMA AND ANSI TESTING

Indiana Furniture is a member of the Business and Institutional Furniture Manufacturer's Association (BIFMA). Tests developed by the BIFMA and approved by the American National Standards Institute (ANSI) determine the strength and durability of casegoods and seating in its everyday use. Although this testing does not serve as a warranty or guarantee, Indiana Furniture products within this price list have been tested by an independent verifying body and meet or exceed applicable BIFMA and ANSI standards.

Subject to the limitations set forth in this warranty, Indiana Furniture Industries, Inc. (“**Indiana Furniture**”) warrants to the original purchaser all product in this price list (“**Product**”) to be free from defects in material and workmanship given normal use for a 12-year period from the date of manufacture. During the applicable warranty period, Indiana Furniture, as its sole obligation, will repair or replace (in Indiana Furniture’s sole discretion) any Product, part, or component covered by this warranty and sold after December 6, 2021, which fails under normal use as a result of a defect in material or workmanship. Normal use is defined as the equivalent of a single shift, 40-hour work week. Indiana Furniture will repair or replace the defective Product, part, or component with a comparable Product, part, or component.

Warranty periods are limited for certain Products and parts as follows:

12-year Warranty (from the date of manufacture)

- Seating Mechanisms
- Veneers
- Laminates
- Casters and Glides

7-year Warranty (from the date of shipment)

- Pneumatic Table Lift
- Electric Table Lift

5-year Warranty (from the date of manufacture)

- Triple Play Series
- Electrical Components
- Pneumatic Cylinders
- Textiles, Foam, and Decorative Trim
- Swivel Arm Pads
- Keyboard Kits
- Lighting
- All Height Adjustable Mechanisms

3-year Warranty (from date of shipment)

- Dock 950 Wireless Charger
- Dock 150 Wireless and USB Charger

THIS WARRANTY DOES NOT COVER:

- Damage caused by a carrier or third party
- Normal or routine wear and tear
- Appearance, durability, quality, behavior, colorfastness, or any other attribute of customer’s own materials or any non-standard Indiana Furniture material (including CF Stinson, Maharam, Momentum, Mayer, UltraFabrics, Architex, and other alliance programs) specified by the customer and applied to a Product
- Color, grain or texture of wood, laminate and other covering materials
- Changes in wood or fabric color due to aging or exposure to light

As the manufacturer of the Product, Indiana Furniture stands behind its craftsmanship and pledges to do everything it can to reasonably resolve, as quickly as possible, any problems you may have with the Product within the terms and conditions of this warranty.







If you encounter a defect covered by the foregoing warranty, contact the dealer from whom you purchased the Product. If the dealer is unable to resolve your warranty issues, you should contact Indiana Furniture. Please ensure that you have all of the pertinent facts when contacting the dealer or Indiana Furniture, including the model number and factory order number from the inspection label attached to the Product.

INDIANA FURNITURE IS NOT PROVIDING, AND SPECIFICALLY DISCLAIMS, ANY OTHER WARRANTIES FOR THE PRODUCTS, EXPRESS OR IMPLIED, INCLUDING ANY IMPLIED WARRANTY OF MERCHANTABILITY OR FITNESS FOR A PARTICULAR PURPOSE. INDIANA FURNITURE SHALL NOT BE LIABLE TO THE PURCHASER OR ANY THIRD PARTY FOR CONSEQUENTIAL, INCIDENTAL, INDIRECT, OR SPECIAL DAMAGES, INCLUDING, WITHOUT LIMITATION, DAMAGES ARISING OUT OF OR RESULTING IN ANY MALFUNCTIONS, DELAYS, LOSS OF PROFIT, INTERRUPTION OF BUSINESS, PERSONAL INJURY, BODILY INJURY, DEATH, DISMEMBERMENT, OR PROPERTY DAMAGE.

Indiana Furniture Industries, Inc.
Attn: Customer Service
1224 Mill Street, P.O. Box 270
Jasper, Indiana 47547-0270
800.422.5727
Fax 812.482.9035
custserv@indianafurniture.com

Surface Materials

Wood Finishes and Woodgrain, Solid, and 3D Laminates







					
Beigewood (BW) TFL, HPL, Seating*	Sugar Maple (SM) Veneer, TFL, HPL, Seating	Oak Riftwood (ORW) Veneer*, TFL, HPL, Seating*	Sunglow Walnut (SW) Veneer, Seating	Fawn Oak (FO) Veneer*, Seating*	Weathered Ash (WTA) Veneer*, TFL, HPL, Seating*
					
Smoky Brown Pear (SBP) Veneer, TFL, HPL, Seating*	Asian Night (AS) Veneer, TFL, HPL, Seating	Studio Teak (TK) TFL, HPL, Seating	Pinnacle Walnut (PNW) TFL, HPL, Seating	Tavern Teak (TT) Veneer, Seating*	Harvest Maple (HVM) Veneer, TFL, HPL, Seating*
					
Medium Oak (MO) Veneer*, Seating*	Golden Cherry (GC) Veneer, TFL, HPL, Seating	Legacy Walnut (LW) Veneer, Seating	Artisan Walnut (AW) Veneer, Seating	Shaker Cherry (SKC) Veneer, TFL, HPL, Seating	Select Cherry (SCH) Veneer, TFL, HPL, Seating
					
Williamsburg Cherry (WC) Veneer, TFL, HPL, Seating	Harvest Walnut (HW) Veneer, Seating	Dark Cherry (DC) Veneer, Seating	Mahogany Walnut (MW) Veneer, TFL, HPL, Seating	Columbian Walnut (CO) Veneer, TFL, HPL, Seating	Dark Forest Walnut (DFW) Veneer, Seating*
					
Espresso (EW/EF) Veneer, TFL, HPL, Seating	Designer White (WH) TFL, HPL, Seating	White Sand (WHS) TFL, HPL	Fashion Grey (FHG) TFL, HPL	Pepperdust (PPD) TFL, HPL	Slate Grey (SG) TFL, HPL
					
Black (BL) TFL, HPL, Seating	Pewter Mesh (PTM) HPL (training tables only)	Steel Mesh (STM) HPL (training tables only)	Matte White (WH3) 3D Laminate (Iconic Only)	Concrete (CR3) 3D Laminate (Iconic Only)	Matte Black (BL3) 3D Laminate (Iconic Only)
					
Enamel (ENL) HPL Accent (Iconic Only)	Blush (BSH) HPL Accent (Iconic Only)	First Kiss (FK) HPL Accent (Iconic Only)	Surfin USA (SUS) HPL Accent (Iconic Only)	Summer Vacation (SV) HPL Accent (Iconic Only)	

* Finish is Low Sheen







Frosted & High Gloss Acrylics

				
Frosted (FSTA)	White (WHA)	Wired Mercury (WMA)	Graphite (GPA)	Black (BLA)

Solid Surfaces

					
Snow White (SNW)	Pebble Beach (PE)	Sedona (SE)	Arroyo (AR)	Tundra (TN)	Starry Night (SN)

Metal Options

					
Oyster White (OYST)	Sugar Cookie (SUGC)	Aluminum (ALUM)	Chrome (CHRM)	Mist (MIST)	Black (BLK) / Noir (NOIR)

8% Price Increase Effective Feb 14

Colors represented are high resolution reproductions and may vary slightly from the actual product. To view color and texture samples, please visit our website or order online at www.indianafurniture.com. Graining and finish colors may vary, yet will continue to complement, across Veneer, HPL, TFL, and Seating products due to the inherent differences of these materials.

Indiana[®] FURNITURE

1224 Mill Street
PO Box 270
Jasper, Indiana 47547-0270

Tel 812.482.5727
Tol 800.422.5727
Fax 812.482.9035
sales@indianafurniture.com
www.indianafurniture.com



Federal Classification: Small Business

8% Price Increase Effective Feb 14