

Indiana
FURNITURE

Casegoods + Reception

PRICING EFFECTIVE AUGUST 16, 2021



Being over a century old hasn't slowed us down! Sure, we are still the reliable, ethical company that was born in southern Indiana, steeped in quality, craftsmanship, and service. But have you seen our latest introductions? We are making a splash with design and challenging the concept of modern offices. Go ahead. Take a look. You know you want to.

Social Responsibility

We've been making wood furniture longer than just about anyone...and we want to be doing so for a long time to come. That's a large part of why we take a stewardship approach to our resources. We believe that environmental sustainability and business profits need not be mutually exclusive. They can and should exist side by side in a mutually beneficial relationship. And for more than a century, we've been showing how it's done.

We've proven our commitment to a sustainable future by supporting the standards and programs that protect our home planet and human health. Whether it's local sourcing, reducing contaminants, implementing wellness and safety programs, or diverting waste from landfills, social responsibility is a part of every decision we make at Indiana Furniture.

One of the surest ways to reduce our impact on the planet is to make and buy things that last. And this one's a natural for us. Our products are made with craftsmanship and attention to detail that are a part of our more than a century-long legacy in wood manufacturing. And our products are backed by our 12-year warranty, which facilitates maintenance, servicing and reassembly.

All of our product lines:

- Are manufactured and assembled in the USA,
- Meet or exceed Indoor Air quality standards,
- Meet or exceed BIFMA level® Sustainability standards and certification,
- Conform to the BIFMA Compliance standards,
- Comply with TSCA Title VI (CARB) standards,
- and can contribute to U.S. Green Building's LEED Program.

To learn more, simply go to www.IndianaFurniture.com/resources.



Ease of Specification

Whether you're looking to specify your office spaces or simply to visualize them in the options and surface materials you are desiring, we make it easy. You can find the entire Indiana Furniture portfolio on the following third-party, space-planning platforms.



Finely crafted in select American hardwood veneers, this modern office solution features clean lines, flush fit wall applications, and tailoring options galore. With Encompass, smart design is about creativity at a great price.

There's no limit to the number of configurations that can be created from the multitude of component shapes and sizes, materials, pulls, and edges, including an exclusive waterfall option. Capture modern style or give way to simple functionality.

CONSTRUCTION

Encompass features a Veneer chassis with your choice of either a Veneer or HPL top. Units ship assembled unless otherwise noted.

VENEERS

- Exposed surfaces feature select grade sliced Cherry, Maple, and American Black Walnut hardwood veneers carefully selected and matched to assure proper balance and consistency

TOPS

- Wood veneer tops are 5-ply balanced construction and 1 5/32" thick with solid hardwood rims
- High Pressure Laminate (HPL) tops are 3-ply balanced construction and 1 5/32" thick with solid hardwood rims
- Grain direction runs left to right unless otherwise noted

CHASSIS

- Chassis is securely fastened using high quality European fastening systems and heavy-duty, 16-gauge joining brackets to assure maximum strength
- All units ship with heavy-duty, adjustable leveling glides to ensure proper leveling and compensation for uneven floors

DRAWERS

- 5-sided construction allowing for easy removal of drawer fronts
- Drawer fronts are 3-ply construction, 3/4" thick with matched grain
- Drawer sides, back, and front are 1/2" thick, woodgrain vinyl-wrapped construction with mitered corners
- Box and file drawers have 1/8" thick hardboard bottoms and tested for 100lb capacity
- Lateral file drawers feature 1/4" thick bottoms and tested for 200lb capacity
- All drawers feature full extension, progressive action slides with precision steel ball bearings
- All suspensions have a limited lifetime warranty

FILING

- All file drawers are standard with filing systems designed to accommodate a variety of filing requirements
- Letter width file drawers provide letter filing front to back and legal filing side to side
- Lateral file drawers provide legal or letter filing front to back or side to side

STORAGE

- All hinged doors include soft close hinges, unless noted
- One piece hinge and base plate combination
- Soft close hinges reduce stress placed on the cabinet when the door is closed and offers a quiet closure

LOCKING

- All units with file drawers feature locking
- Removable lock cylinders allow for units to be re-keyed at a later date, if required
- Units are shipped randomly keyed as standard
- Keyed alike units available upon request at no additional charge
- Lock core will match pull color (if applicable, otherwise specify)

CORD MANAGEMENT

- Grommets may be ordered in the tops of all assembled desks, returns, bridges, credenzas, and component worksurfaces
- All desks, returns, and credenzas (except lateral pedestals) have standard wire openings from inside the pedestal to the kneespace allowing quick access to technology below
- Additionally, returns, bridge units, kneespace credenzas, and hutch units have standard grommets in back panels
- Grommets are standard in the tops of corner units
- Grommets are 2 3/8" in diameter and available in black or silver, please specify black or silver.
- See pages 187-188 for all optional grommet locations
- Undersurface Wire Manager (01-WMGR4) is available for additional cord management; See Accessories

INTERIOR DRAWER DIMENSIONS

Models

57-1519MP1	59-3672BLPS	59-3066RP
59-3672BDP	59-3672BRPS	59-2448LF1
59-3672BDPS	59-3672LP	59-2448RF1
59-3672DP	59-3672RP	59-2442LF1
59-3672DPS	59-3672LPS	59-2442RF1
59-3072DP	59-3672RPS	59-2072LC1
59-3066DP	59-3072LP	59-2072RC1
59-3060DP	59-3072RP	59-2066LC1
59-3672BLP	59-3066LP	59-2066RC1
59-3672BRP		

Drawers

	W	L	D
Box	12 1/8"	16 3/16"	3 1/2"
File	12 1/8"	16 3/16"	9 5/16"

Models

59-2448LF2	59-2072KC	59-2066LC2
59-2448RF2	59-2072SC	59-2066RC2
59-2442LF2	59-2072LC2	59-2066KC
59-2442RF2	59-2072RC2	59-2066SC

Drawer

	W	L	D
File	12 1/8"	16 3/16"	9 5/16"

Models

57-2036L2	57-2072LL	57-2066LL
57-2036L4	57-2072RL	57-2066RL
57-2072DL		

Drawer

	W	L	D
File	31 1/2"	15 1/16"	9 7/32"

INTERIOR DRAWER DIMENSIONS

Models

57-2472LMR	57-2072LMF	57-2066LMF
57-2472RMR	57-2072RMF	57-2066RMF
57-2036MF		

Drawers	W	L	D
Box	12 1/8"	16 3/16"	3 1/2"
Upper File	12 1/8"	16 3/16"	9 7/32"
Lat File	31 1/2"	15 1/16"	9 7/32"

Model
57-1622CD

Drawer	W	L	D
Center	18 15/16"	14 15/16"	1 3/4"

Model
57-2418PD1

Drawers	W	L	D
Box	14 9/32"	15 1/8"	3 1/2"
File	14 9/32"	15 1/8"	9 5/16"

Model
57-2418PD2

Drawer	W	L	D
File	14 9/32"	15 1/8"	9 5/16"

Model
57-2436LF1


Drawers	W	L	D
Lat File	32 9/32"	15 1/16"	9 7/32"

Model
57-2436LF2

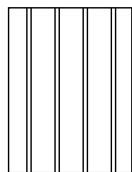
Drawers	W	L	D
Box	14 9/32"	15 1/8"	3 1/2"
File	14 9/32"	15 1/8"	9 7/32"
Lat File	32 9/32"	15 1/16"	9 7/32"

FILING CAPABILITIES

Drawers with Dimensions: 12 1/8"W x 16 3/16"L




Letter Front to Back

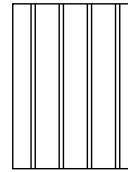


Legal Side to Side

Drawers with Dimensions: 14 9/32"W x 15 1/8"L

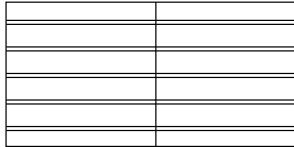


Letter Front to Back

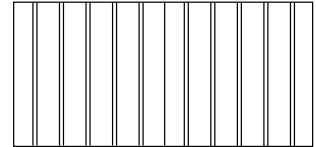


Legal Side to Side

Drawers with Dimensions: 31 1/2"W x 15 1/16"L




2 Rows Letter or Legal Front to Back



1 Row Letter or Legal Side to Side

Drawers with Dimensions: 32 9/32"W x 15 1/16"L



2 Rows Letter or Legal Front to Back



1 Row Letter or Legal Side to Side

HOW TO ORDER EXAMPLES

Model No.	Description	Example
59-3672DP	Top Material	W
	Finish	SCH
	Edge Profile	X
	Pull/Color	AEL
	Grommet Location/Color	GC, SLV
	Center Drawer/Keyboard	57-1622CD

VENEER (W) OPTIONS AVAILABLE

Encompass models feature a catalyzed varnish finish which offers durability, lasting beauty, and resistance to normal wear.

AW	Artisan Walnut	LW	Legacy Walnut
CO	Columbian Walnut	MW	Mahogany Walnut
DC	Dark Cherry	SCH	Select Cherry
DFW	Dark Forest Walnut	SKC	Shaker Cherry
EW	Espresso	SM	Sugar Maple
GC	Golden Cherry	WC	Williamsburg Cherry
HW	Harvest Walnut		

HPL (P) LAMINATE OPTIONS

WOODGRAIN

CO	Columbian Walnut	SCH	Select Cherry
EF	Espresso	SKC	Shaker Cherry
GC	Golden Cherry	SM	Sugar Maple
MW	Mahogany Walnut	WC	Williamsburg Cherry

EDGE PROFILES

B	Bevel	Y	Square
X	Flute	N	Waterfall
A	Radius		



Bevel (B) Flute (X) Radius (A)



Square (Y) Waterfall (N)

PULL OPTIONS

Note: Lock Core will match Pull Color

AAC	Arc, Aluminum	BEL	Elite, Black
BAC	Arc, Black	AFL	Flair, Aluminum
ABM	Beam, Aluminum	CFL	Flair, Chrome
BBM	Beam, Black	AFC	Focus, Aluminum
BBT	Bow Tie, Black	BFC	Focus, Black
NBT	Bow Tie, Nickel	AOR	Orbit, Aluminum
ABU	Buckle, Aluminum	BOR	Orbit, Black
BBU	Buckle, Black	AQD	Quadra, Aluminum
AEL	Elite, Aluminum	BQD	Quadra, Black



Arc (AAC) Aluminum - 5" **Arc (BAC)** Black - 5"
Beam (ABM) Aluminum - 10 1/4" **Beam (BBM)** Black - 10 1/4"



Bow Tie (NBT) Nickel - 5 1/2" **Bow Tie (BBT)** Black - 5 1/2"
Buckle (ABU) Aluminum - 4 3/4" **Buckle (BBU)** Black - 4 3/4"



Elite (AEL) Aluminum - 5" **Elite (BEL)** Black - 5"
Flair (AFL) Aluminum - 5 3/8" **Flair (CFL)** Chrome - 5 3/8"



Focus (AFC) Aluminum - 4 3/8" **Focus (BFC)** Black - 4 3/8"
Orbit (AOR) Aluminum - 5 1/4" **Orbit (BOR)** Black - 5 1/4"



Quadra (AQD) Aluminum - 4" **Quadra (BQD)** Black - 4"

GROMMET OPTIONS & POWER UNIT LOCATIONS

Please specify port and then the location, using info below. Multiple locations may be selected. Only one unit per location. See page 215-219 for grommet and power units.

GROMMET LOCATIONS (Black = BLK and Silver = SLV)

GC	Grommet, Center - Specify BLK or SLV	\$	56
GL	Grommet, Left - Specify BLK or SLV	\$	56
GR	Grommet, Right - Specify BLK or SLV	\$	56
GAL	Grommet, Approach Left - D-Tops Only	\$	56
GAR	Grommet, Approach Right - D-Tops Only	\$	56
GSL	Grommet, Seat Side Left - D-Tops Only	\$	56
GSR	Grommet, Seat Side Right - D-Tops Only	\$	56

DUO/TRIO BEZEL LOCATIONS (See product starting on page 215)

PDC-C	Bezel, Center
PDC-L	Bezel, Left
PDC-R	Bezel, Right

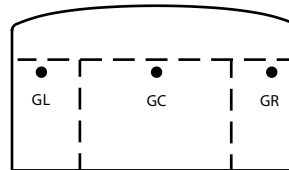
CHARGESPOT LOCATIONS (See product on page 215)

CHGSP-C	ChargeSpot, Center
CHGSP-L	ChargeSpot, Left
CHGSP-R	ChargeSpot, Right

Verify Grommet Option is available on the model(s) you are specifying using the following location information. Grommets, Power Units, and ChargeSpots may be ordered in non-standard locations. Call Customer Service to assist with specification and/or please attach a drawing to the PO showing the location of the grommet. Note additional charges and lead times may apply.

Models

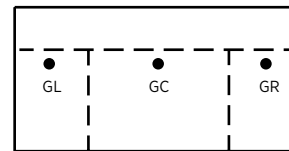
59-3672BDP	59-3672BRP	59-3672BLPS
59-3672BLP	59-3672BDPS	59-3672BRPS



GL/GR: Located 6" from ends and 22 1/2" from user side
GC: Located 22 1/2" from user side

Models

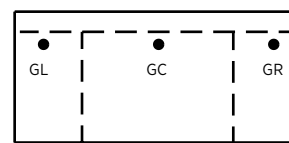
59-3672DPS	59-3672LPS	59-3672LP
59-3672DP	59-3672RPS	59-3672RP



GL/GR: Located 6" from ends and 22 1/2" from user side
GC: Located 22 1/2" from user side

Models

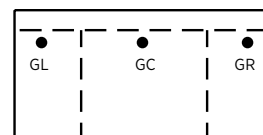
59-3072DP	59-3072LP	59-3066LP
59-3066DP	59-3072RP	59-3066RP



GL/GR: Located 6" from ends and 22 1/2" from user side
GC: Located 22 1/2" from user side

Model

59-3060DP

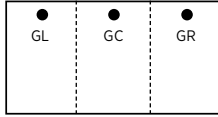


GL/GR: Located 6" from ends and 22 1/2" from user side
GC: Located 22 1/2" from user side

GROMMET OPTIONS & POWER UNIT LOCATIONS (CONTINUED)

Models


59-2448LF2	59-2442LF2	59-2442RF1
59-2448LF1	59-2442LF1	57-2448UF
59-2448RF2	59-2442RF2	57-2442UF
59-2448RF1		



GL/GR: Located 6" from ends and 20" from user side
GC: Located 20" from user side

Models

57-2472LMR	57-2472RMR
------------	------------

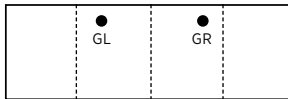


GL/GR: Located 18" from ends and 20" from user side

Grommets are only available on opposite side of pedestal

Models

59-2072KC	59-2072RC2	57-2072RL
59-2072LC2	59-2072RC1	57-2072RMF*
59-2072LC1	57-2072LL	57-2072LMF*

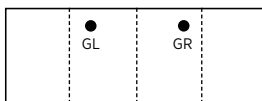


GL/GR: Located 22 1/2" from ends and 17" from user side

* Grommets are only available on opposite side of pedestal

Models

59-2066KC	59-2066RC2	57-2066RL
59-2066LC2	59-2066RC1	57-2066RMF*
59-2066LC1	57-2066LL	57-2066LMF*

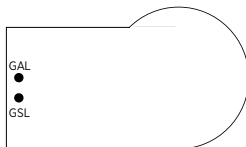


GL/GR: Located 19 1/2" from ends and 17" from user side

* Grommets are only available on opposite side of pedestal

Model


57-4272PR



GAL/GSL: Located 12" from approach or seated side and 6" from end

Model


57-4272PL



GAR/GSR: Located 12" from approach or seated side and 6" from end

Model

57-3672DUR



GAL/GSL: Located 12" from approach or seated side and 6" from end

Model

57-3672DUL

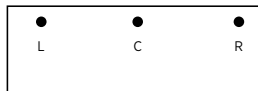


GAR/GSR: Located 12" from approach or seated side and 6" from end

MODULAR TOPS

Models

57-2496TP	57-2478TP	57-2460TP	57-2442TP
57-2490TP	57-2472TP	57-2454TP	57-2436TP
57-2484TP	57-2466TP	57-2448TP	



GL/GR/PDC-L/PDC-R/CHGSP-L/CHGSP-R: Located 11" from ends and 22 1/2" from user side

GC/PDC-C/CHGSP-C: Located 22 1/2" from user side

Models

57-6024TPL	57-6024TPR	57-4824TPL	57-4824TPR
57-5424TPL	57-5424TPR	57-4224TPL	57-4224TPR
57-3624TPL	57-3624TPR		



PDC-L/PDC-R: Located 11" from ends and 17 1/8" from user side

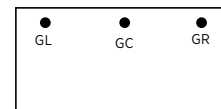
PDC-C: Located 17 1/8" from user side

GL/GR/CHGSP-L/CHGSP-R: Located 6" from ends and 16" from user side

GC/CHGSP-C: Located 16" from user side

Models

57-6024TPB	57-5424TPB	57-4824TPB	57-4224TPB
57-3624TPB			



GL/GR/PDC-L/PDC-R/CHGSP-L/CHGSP-R: Located 6" from ends and 16" from user side

GC/PDC-C/CHGSP-C: Located 16" from user side

HUTCH GROMMET OPTIONS

Surface Mount Hutches come standard with one center grommet at workstation level on back panel. Three upper wire management grommets also available. One grommet located on right, center and left. Must specify.

WMHUBL	Black Lower Grommet + Three Upper Grommets	N/C
WMHUSV	Silver Lower Grommet + Three Upper Grommets	N/C

LOCKING DOORS

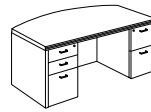
Locking doors are available on select units. Specify LOCK on order and add upcharge.

84"W Units	\$	97
78"W - 48"W Units	\$	83
42"W - 24"W Units	\$	66
18"W Units	\$	50

CERTIFICATIONS & COMPLIANCE

- ETL Environmental Certification
- BIFMA level® Certified
- BIFMA Compliant Certified
- TSCA Title VI (formerly CARB) Compliance
- US Green Building's LEED Contribution

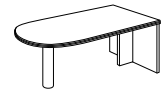
STATEMENT OF LINE



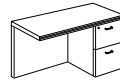
Double Ped Desks with or without Bow Tops
(See Page 228)



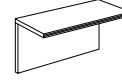
Single Ped Desks with or without Bow Tops
(See Page 229)



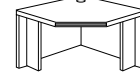
P-Top and D-Tops
(See Page 230)



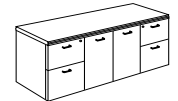
Returns
(See Pages 231-232)



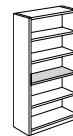
Bridges
(See Page 232)



Corner Units
(See Page 233)



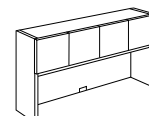
Credenzas
(Starting on Page 233)



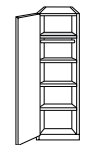
Bookcases
(Starting on Page 239)



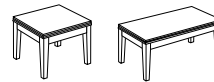
Lateral Files and Filing Pedestals
(See Page 236)



Surface Mount and Wall Mount Hutches
(See Page 238-239)



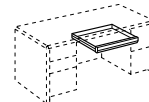
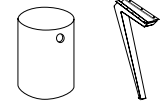
Wardrobes/Storage Cabinets
(See Page 240)



Occasional Tables
(See Page 2240-241)



Circular Tables and Table Bases
(See Page 241-243)




Center Drawers
(See Page 253)

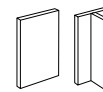
Modular Components (Starting on Page 244)



Desk, Return, and Credenza Tops

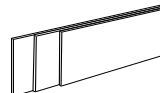


Modular Pedestals



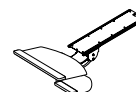
Modular Modesty and Support Panels

Tackboards, Marker Boards and Tasklights (See Pages 250-253)



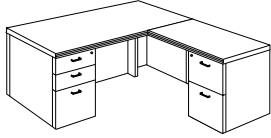
Marker Set and Eraser
(See Page 260)

Keyboard, Power, and Table Lift Accessories (Starting on Page 254)



ENCOMPASS™
CASEGOODS + TABLES (5700/5900 SERIES)

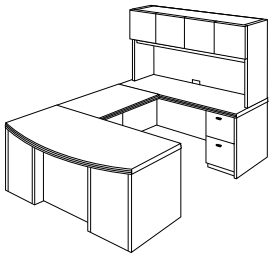
Item	Model No.	Width	Depth	Height	K	R	Ship Wt	Cubic Ft	List Price	
L UNIT	59-1	72	84	30	31	9	403	74.9	P\$	4638
									W\$	5102



CONSIST OF:		QTY			
59-3672LPS	1	Single Ped Desk, Rectangle Top, Left		P\$	2746
				W\$	2957
59-2448RF2	1	Return, File/File, Right		P\$	1892
				W\$	2145

Products are available as left or right, where applicable

U UNIT	59-2	72	104	70 7/8	31	9-3	676	121.3	P\$	9104
									W\$	9249



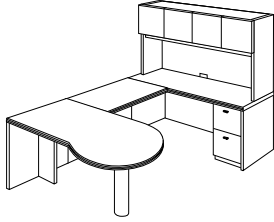
CONSIST OF:		QTY			
59-3672BLPS	1	Single Ped Desk, Bow Top, Left		P\$	3477
				W\$	3513
57-2448UF	1	Bridge, Full Modesty		P\$	959
				W\$	1014
59-2072RC2	1	Credenza, File/File, Right		P\$	2209
				W\$	2263
57-1572HU	1	Surface Mount Hutch			
				W\$	2459

Products are available as left or right, where applicable

Pricing Codes:
W= Wood Top
P= HPL Top

See Encompass Intro Section for Ordering Options, Pages 221-225

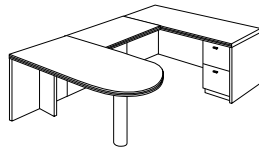
Item	Model No.	Width	Depth	Height	K	R	Ship Wt	Cubic Ft	List Price	
U UNIT WITH P-TOP	59-3	72	110	70 7/8	-	-	429	97.0	P\$	8965
									W\$	9125



CONSIST OF:		QTY			
57-4272PL	1	P-Top Unit, Left		P\$	3338
				W\$	3389
57-2448UF	1	Bridge, Full Modesty		P\$	959
				W\$	1014
59-2072RC2	1	Credenza, File/File, Right		P\$	2209
				W\$	2263
57-1572HU	1	Surface Mount Hutch		W\$	2459

Products are available as left or right, where applicable

U UNIT WITH D-TOP	59-4	72	104	30	-	-	420	86.5	P\$	5627
									W\$	5787



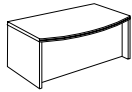
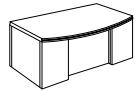
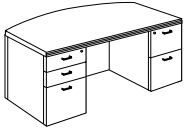
CONSIST OF:		QTY			
57-3672DUL	1	D-Top Unit, Left		P\$	2459
				W\$	2510
57-2448UF	1	Bridge, Full Modesty		P\$	959
				W\$	1014
59-2072RC2	1	Credenza, File/File, Right		P\$	2209
				W\$	2263

Products are available as left or right, where applicable

Pricing Codes:
W= Wood Top
P= HPL Top

See Encompass Intro Section for Ordering Options, Pages 221-225

Item	Model No.	Width	Depth	Height	K	R	Ship Wt	Cubic Ft	List Price	
DOUBLE PED DESK WITH BOW TOP	59-3672BDPS Stepped Front	72	36-30	30	40 5/16	9 7/8	301	52.4	P\$	3993
									W\$	4030
	59-3672BDP Recessed Front	72	36-30	30	40 5/16	9 7/8 - 3 7/8	301	52.4	P\$	3919
									W\$	3954



Stepped Front

Recessed Front

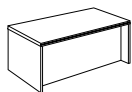
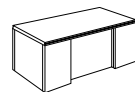

Description

- Standard With: Bow Top, Full Modesty, Letter Width Locking Box/Box/File on Left Pedestal and File/File on Right, Left to Right Grain Direction on Worksurface, Wire Management from Pedestal to Kneespace, Black Utility Tray for Box Drawer
- Available with Veneer (W) or HPL (P) Top; Must Specify
- Additional Options: Power and Grommet (See Pages 223-224), Glass Marker Boards (See Page 250-251), Kneespace Options (See Page 253-254)

Must Specify (in this order):

- Model #
- Top Material
- Finish/Color
- Edge Profile
- Pull
- Worksurface Grommet Location
- Grommet Color
- Power/Data
- Kneespace Options

DOUBLE PED DESK WITH RECTANGLE TOP	59-3672DPS Stepped Front	72	36	30	40 5/16	9 7/8	302	50.0	P\$	3429
									W\$	3645
	59-3672DP Recessed Front	72	36	30	39 1/16	9 7/8	302	50.0	P\$	3266
									W\$	3477
	59-3072DP Recessed Front	72	30	30	39 1/16	3 7/8	298	43.9	P\$	3186
									W\$	3388
	59-3066DP Recessed Front	66	30	30	33 1/16	3 7/8	274	38.7	P\$	3074
									W\$	3222
	59-3060DP Recessed Front	60	30	30	27 1/16	3 7/8	249	35.3	P\$	2957
									W\$	3170



Stepped Front

Recessed Front

Description

- Standard With: Rectangle Top, Full Modesty, Letter Width Locking Box/Box/File on Left Pedestal and File/File on Right, Left to Right Grain Direction on Worksurface, Wire Management from Pedestal to Kneespace, Black Utility Tray for Box Drawer
- Available with Veneer (W) or HPL (P) Top; Must Specify
- Additional Options: Power and Grommet (See Pages 223-224), Glass Marker Boards (See Page 250-251), Kneespace Options (See Page 253-254)


Must Specify (in this order):

- Model #
- Top Material
- Finish/Color
- Edge Profile
- Pull
- Worksurface Grommet Location
- Grommet Color
- Power/Data
- Kneespace Options

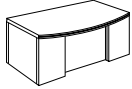
Pricing Codes:

W= Wood Top
P= HPL Top

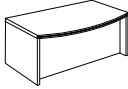
See Encompass Intro Section for Ordering Options, Pages 221-225

Item	Model No.	Width	Depth	Height	K	R	Ship Wt	Cubic Ft	List Price		
SINGLE PED DESK WITH BOW TOP 	Left Ped	Right Ped									
	59-3672BLPS	59-3672BRPS	72	36-30	30	32 1/8	-	232	52.1	P\$ 3477 W\$ 3513	
	Stepped Front										
	59-3672BLP	59-3672BRP	72	36-30	30	31 3/4	-	231	50.4	P\$ 3389 W\$ 3425	
Recessed Front											

Shown as Left Stepped Front



Stepped Front




Recessed Front

Description

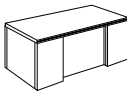
- Standard With: Bow Top, Full Modesty, Letter Width Locking Box/Box/File, Left to Right Grain Direction on Worksurface, Wire Management from Pedestal to Kneespace, Black Utility Tray for Box Drawer
- Available with Veneer (W) or HPL (P) Top; Must Specify
- Additional Options: Power and Grommet (See Pages 223-224), Glass Marker Boards (See Page 250-251), Kneespace Options (See Page 253-254)

Must Specify (in this order):

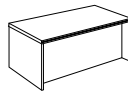
- Model #
- Top Material
- Finish/Color
- Edge Profile
- Pull
- Worksurface Grommet Location
- Grommet Color
- Power/Data
- Kneespace Options

Item	Model No.	Width	Depth	Height	K	R	Ship Wt	Cubic Ft	List Price		
SINGLE PED DESK WITH RECTANGLE TOP 	Left Ped	Right Ped									
	59-3672LPS	59-3672RPS	72	36	30	32 1/8	-	259	50.0	P\$ 2746 W\$ 2957	
	Stepped Front										
	59-3672LP	59-3672RP	72	36	30	31 3/4	9 7/8	259	50.0	P\$ 2686 W\$ 2898	
	Recessed Front										
59-3072LP	59-3072RP	72	30	30	31 3/4	3 7/8	232	43.9	P\$ 2542 W\$ 2743		
Recessed Front											
59-3066LP	59-3066RP	66	30	30	25 3/4	3 7/8	211	39.0	P\$ 2419 W\$ 2569		
Recessed Front											

Shown as Left



Stepped Front



Recessed Front

Description

- Standard With: Rectangle Top, Full Modesty, Letter Width Locking Box/Box/File, Left to Right Grain Direction on Worksurface, Wire Management from Pedestal to Kneespace, Black Utility Tray for Box Drawer
- Available with Veneer (W) or HPL (P) Top; Must Specify
- Additional Options: Power and Grommet (See Pages 223-224), Glass Marker Boards (See Page 250-251), Kneespace Options (See Page 253-254)

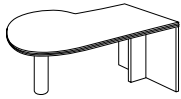
Must Specify (in this order):

- Model #
- Top Material
- Finish/Color
- Edge Profile
- Pull
- Worksurface Grommet Location
- Grommet Color
- Power/Data
- Kneespace Options

Pricing Codes:
W= Wood Top
P= HPL Top

See Encompass Intro Section for Ordering Options, Pages 221-225

Item	Model No.		Width	Depth	Height	Ship Wt	Cubic Ft	List Price	
P-TOP UNIT	Left P	Right P							
	57-4272PL	57-4272PR	72	42-36	30	164	60.5	P\$ 3338	W\$ 3389



Shown as Left

Must Specify (in this order):

- Model #
- Top Material
- Finish/Color
- Edge Profile
- Base Color
- Worksurface Grommet Location
- Grommet Color
- Modesty Panel
- Power/Data
- Kneespace Options

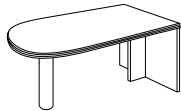
Description

- Standard with: Left to Right Grain Direction on Worksurface, End Panel Support
- Available with Veneer (W) or HPL (P) Top; Must Specify
- Metal 4 ½" Cylinder Base. Must Specify: Black or Aluminum
- Not Recommended for Freestanding Applications
- Additional Options: Power and Grommet (See Pages 223-224), Glass Marker Boards (See Page 250-251), Kneespace Options (See Page 253-254)

Options: Specify & Add

57-HMD	10" Half Modesty Panel - Must Specify Color	\$ 187
57-FMD	Full Modesty Panel - Must Specify Color	\$ 261

D-TOP UNIT	Left D	Right D	Width	Depth	Height	Ship Wt	Cubic Ft	List Price	
D-TOP UNIT									
	57-3672DUL	57-3672DUR	72	36	30	155	50.0	P\$ 2459	W\$ 2510



Shown as Left

Must Specify (in this order):

- Model #
- Top Material
- Finish/Color
- Edge Profile
- Base Color
- Worksurface Grommet Location
- Grommet Color
- Modesty Panel
- Power/Data
- Kneespace Options

Description

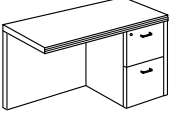
- Standard with: Left to Right Grain Direction on Worksurface, End Panel Support
- Available with Veneer (W) or HPL (P) Top; Must Specify
- Metal 4 ½" Cylinder Base. Must Specify: Black or Aluminum
- Not Recommended for Freestanding Applications
- Additional Options: Power and Grommet (See Pages 223-224), Glass Marker Boards (See Page 250-251), Kneespace Options (See Page 253-254)

Options: Specify & Add

57-HMD	10" Half Modesty Panel - Must Specify Color	\$ 187
57-FMD	Full Modesty Panel - Must Specify Color	\$ 261

Pricing Codes:
W= Wood Top
P= HPL Top

See Encompass Intro Section for Ordering Options, Pages 221-225

Item	Model No.	Width	Depth	Height	K	R	Ship Wt	Cubic Ft	List Price	
	Left Ped Right Ped									
	59-2448LF2	59-2448RF2	48	24	30	31 ¾	-	144	24.9	P\$ 1892 W\$ 2145
	59-2442LF2	59-2442RF2	42	24	30	25 ¾	-	136	23.3	P\$ 1849 W\$ 2070

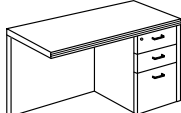
Shown as Right

Must Specify (in this order):

- Model #
- Top Material
- Finish/Color
- Edge Profile
- Pull
- Worksurface Grommet Location
- Grommet Color
- Power/Data
- Kneespace Options

Description

- Standard with: Letter Width Locking File/File Pedestal, Front to Back Grain Direction on Worksurface, Wire Management from Pedestal to Kneespace
- Available with Veneer (W) or HPL (P) Top; Must Specify
- Back Panel Grommet Standard; Must Specify: Black (BLK), Silver (SLV) or No Back Panel Grommet (NONE)
- Additional Options: Power and Grommet (See Pages 223-224), Kneespace Options (See Page 253-254)

Item	Model No.	Width	Depth	Height	K	R	Ship Wt	Cubic Ft	List Price	
	Left Ped Right Ped									
	59-2448LF1	59-2448RF1	48	24	30	31 ¾	-	144	24.9	P\$ 1892 W\$ 2145
	59-2442LF1	59-2442RF1	42	24	30	25 ¾	-	136	23.3	P\$ 1849 W\$ 2070

Shown as Right

Must Specify (in this order):

- Model #
- Top Material
- Finish/Color
- Edge Profile
- Pull
- Worksurface Grommet Location
- Grommet Color
- Power/Data
- Kneespace Options

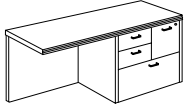
Description

- Standard with: Letter Width Locking Box/Box/File Pedestal, Front to Back Grain Direction on Worksurface, Wire Management from Pedestal to Kneespace
- Available with Veneer (W) or HPL (P) Top; Must Specify
- Back Panel Grommet Standard; Must Specify: Black (BLK), Silver (SLV) or No Back Panel Grommet (NONE)
- Additional Options: Power and Grommet (See Pages 223-224), Kneespace Options (See Page 253-254)

Pricing Codes:
W= Wood Top
P= HPL Top

See Encompass Intro Section for Ordering Options, Pages 221-225

Item	Model No.	Width	Depth	Height	K	R	Ship Wt	Cubic Ft	List Price
MULTI-FILE RETURN WITH BOX/BOX/FILE/LATERAL	Left Ped	Right Ped							
	57-2472LMR	57-2472RMR	72	24	30	36	-	263	33.6



Shown as Right

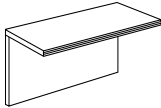
Must Specify (in this order):

- Model #
- Top Material
- Finish/Color
- Edge Profile
- Pull
- Worksurface Grommet Location
- Grommet Color
- Power/Data
- Kneespace Options

Description

- Standard with: Box/Box/File/Lateral Pedestal, Locking File Drawer, Left to Right Grain Direction on Worksurface
- Available with Veneer (W) or HPL (P) Top; Must Specify
- Back Panel Grommet Standard; Must Specify: Black (BLK), Silver (SLV) or No Back Panel Grommet (NONE)
- Lateral File Provides Legal or Letter Filing Side to Side or Front to Back
- Additional Options: Power and Grommet (See Pages 223-224), Kneespace Options (See Page 253-254)

BRIDGE WITH FULL MODESTY	57-2448UF	48	24	30	48	-	82	5.3	P\$ 959 W\$ 1014
	57-2442UF	42	24	30	42	-	68	4.7	P\$ 915 W\$ 969



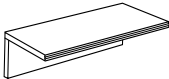
Must Specify (in this order):

- Model #
- Top Material
- Finish/Color
- Edge Profile
- Worksurface Grommet Location
- Grommet Color
- Power/Data
- Keyboard Accessories

Description

- Standard with: Front to Back Grain Direction on Worksurface, Hinged Back Panel
- Available with Veneer (W) or HPL (P) Top; Must Specify
- Back Panel Grommet Standard; Must Specify: Black (BLK), Silver (SLV) or No Back Panel Grommet (NONE)
- Ships KD; Some Assembly Required
- Additional Options: Power and Grommet (See Pages 223-224)
- Keyboard Accessories Cannot be Factory Installed but are Available for Field Installation (See Page 253-254)

BRIDGE WITH HALF MODESTY	57-2448UFH	48	24	11 3/2	48	-	61	6.3	P\$ 924 W\$ 979
	57-2442UFH	42	24	11 3/2	42	-	51	5.3	P\$ 882 W\$ 938



Must Specify (in this order):

- Model #
- Top Material
- Finish/Color
- Edge Profile
- Worksurface Grommet Location
- Grommet Color
- Power/Data
- Keyboard Accessories

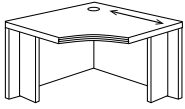
Description

- Standard with: 10" Half Modesty, Front to Back Grain Direction on Worksurface, Hinged Back Panel
- Available with Veneer (W) or HPL (P) Top; Must Specify
- Ships KD; Some Assembly Required
- Additional Options: Power and Grommet (See Pages 223-224)
- Keyboard Accessories Cannot be Factory Installed but are Available for Field Installation (See Page 253-254)

Pricing Codes:
W= Wood Top
P= HPL Top

See Encompass Intro Section for Ordering Options, Pages 221-225

Item	Model No.	Width	Depth	Height	K	R	Ship Wt	Cubic Ft	List Price	
CORNER UNITS	57-4242CU	42	42	30	25 7/16	-	145	34.5	P\$	1927
									W\$	2104
	57-3636CU	36	36	30	17	-	109	26.3	P\$	1573
									W\$	1751



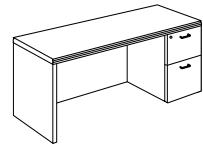
Must Specify (in this order):

- Model #
- Top Material
- Finish/Color
- Edge Profile
- Worksurface Grommet Location
- Grommet Color
- Kneespace Options

Description

- Grain Direction Runs as Shown on Worksurface
- Available with Veneer (W) or HPL (P) Top; Must Specify
- Surface Grommet Standard in Top; Must Specify: Black (BLK) or Silver (SLV)
- Freestanding Support Unit
- Connects to 24" Deep Worksurfaces
- Recommended Keyboards Accessories for 57-3636CU: 01-KC (See Page 254)

SINGLE PED CREDENZA
FILE/FILE



Shown as Right

Must Specify (in this order):

- Model #
- Top Material
- Finish/Color
- Edge Profile
- Pull
- Worksurface Grommet Location
- Grommet Color
- Power/Data
- Kneespace Options

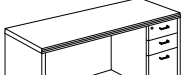
	Left Ped	Right Ped	Width	Depth	Height	K	R	Ship Wt	Cubic Ft	List Price	
	59-2072LC2	59-2072RC2	72	20	30	31 3/4	-	184	30.2	P\$	2209
										W\$	2263
	59-2066LC2	59-2066RC2	66	20	30	25 3/4	-	172	25.5	P\$	2121
										W\$	2203

Description

- Standard with: Letter Width Locking File/File Pedestal, Left to Right Grain Direction on Worksurface, Wire Management from Pedestal to Kneespace
- Available with Veneer (W) or HPL (P) Top; Must Specify
- Back Panel Grommet Standard; Must Specify: Black (BLK), Silver (SLV) or No Back Panel Grommet (NONE)
- Additional Options: Power and Grommet (See Pages 223-224), Glass Marker Boards (See Page 250-251), Kneespace Options (See Page 253-254)

Pricing Codes:
W= Wood Top
P= HPL Top

See Encompass Intro Section for Ordering Options, Pages 221-225

Item	Model No.		Width	Depth	Height	K	R	Ship Wt	Cubic Ft	List Price	
SINGLE PED CREDENZA BOX/BOX/FILE 	Left Ped	Right Ped									
	59-2072LC1	59-2072RC1	72	20	30	31 ¾	-	184	30.2	P\$	2209
										W\$	2263
	59-2066LC1	59-2066RC1	66	20	30	25 ¾	-	172	25.5	P\$	2121
										W\$	2203

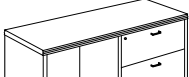
Shown as Right

Must Specify (in this order):

- Model #
- Top Material
- Finish/Color
- Edge Profile
- Pull
- Worksurface Grommet Location
- Grommet Color
- Power/Data
- Kneespace Options

Description

- Standard with: Letter Width Locking Box/Box/File Pedestal, Left to Right Grain Direction on Worksurface, Wire Management from Pedestal to Kneespace
- Available with Veneer (W) or HPL (P) Top; Must Specify
- Back Panel Grommet Standard; Must Specify: Black (BLK), Silver (SLV) or No Back Panel Grommet (NONE)
- Additional Options: Power and Grommet (See Pages 223-224), Glass Marker Boards (See Page 250-251), Kneespace Options (See Page 253-254)

Item	Model No.		Width	Depth	Height	K	R	Ship Wt	Cubic Ft	List Price	
SINGLE PED CREDENZA LATERAL FILE 	Left Ped	Right Ped									
	57-2072LL	57-2072RL	72	20	30	12	-	228	29.8	P\$	2543
										W\$	2596
	57-2066LL	57-2066RL	66	20	30	6	-	211	26.6	P\$	2419
										W\$	2500

Must Specify (in this order):

- Model #
- Top Material
- Finish/Color
- Edge Profile
- Pull
- Worksurface Grommet Location
- Grommet Color
- Power/Data
- Kneespace Options

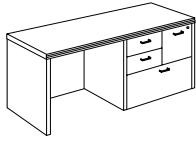
Description

- Standard with: Letter Width Locking Box/Box/File Pedestal, Left to Right Grain Direction on Worksurface
- Available with Veneer (W) or HPL (P) Top; Must Specify
- Back Panel Grommet Standard; Must Specify: Black (BLK), Silver (SLV) or No Back Panel Grommet (NONE)
- Additional Options: Power and Grommet (See Pages 223-224), Glass Marker Boards (See Page 250-251), Kneespace Options (See Page 253-254)

Pricing Codes:
W= Wood Top
P= HPL Top

See Encompass Intro Section for Ordering Options, Pages 221-225

Item	Model No.	Width	Depth	Height	K	R	Ship Wt	Cubic Ft	List Price	
SINGLE PED CREDENZA MULTI-FILE	Left Ped	Right Ped								
	57-2072LMF	57-2072RMF	72	20	30	12	-	228	29.8	P\$ 3029 W\$ 3081
	57-2066LMF	57-2066RMF	66	20	30	6	-	211	26.6	P\$ 2957 W\$ 3039



Shown as Right

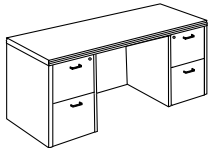
Must Specify (in this order):

- Model #
- Top Material
- Finish/Color
- Edge Profile
- Pull
- Worksurface Grommet Location
- Grommet Color
- Power/Data
- Kneespace Options

Description

- Standard with: Box/Box/File/Lateral Pedestal, Locking File Drawer, Left to Right Grain Direction on Worksurface
- Available with Veneer (W) or HPL (P) Top; Must Specify
- Lateral File Drawer Provides Legal or Letter Filing Front to Back or Side to Side
- Back Panel Grommet Standard; Must Specify: Black (BLK), Silver (SLV) or No Back Panel Grommet (NONE)
- Additional Options: Power and Grommet (See Pages 223-224), Glass Marker Boards (See Page 250-251), Kneespace Options (See Page 253-254)

KNEESPACE CREDENZA	59-2072KC	72	20	30	39 3/16	-	223	30.2	P\$ 3151 W\$ 3204
	59-2066KC	66	20	30	33 3/16	-	204	26.6	P\$ 2773 W\$ 2854



Must Specify (in this order):

- Model #
- Top Material
- Finish/Color
- Edge Profile
- Pull
- Worksurface Grommet Location
- Grommet Color
- Power/Data
- Kneespace Options

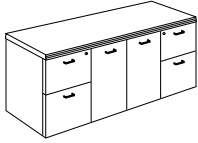
Description

- Standard with: Letter Width File/File Pedestals, Left to Right Grain Direction on Worksurface, Wire Management from Pedestal to Kneespace
- Available with Veneer (W) or HPL (P) Top; Must Specify
- Back Panel Grommet Standard; Must Specify: Black (BLK), Silver (SLV) or No Back Panel Grommet (NONE)
- Additional Options: Power and Grommet (See Pages 223-224), Glass Marker Boards (See Page 250-251), Kneespace Options (See Page 253-254)

Pricing Codes:
W= Wood Top
P= HPL Top

See Encompass Intro Section for Ordering Options, Pages 221-225

Item	Model No.	Width	Depth	Height	K	R	Ship Wt	Cubic Ft	List Price
STORAGE CREDENZA	59-2072SC	72	20	30	-	-	276	35.0	P\$ 3326 W\$ 3383
	59-2066SC	66	20	30	-	-	255	27.8	P\$ 3001 W\$ 3081




Must Specify (in this order):

- Model #
- Top Material
- Finish/Color
- Edge Profile
- Pull
- Locking Doors

Description

- Standard with: Letter Width Locking File/File Pedestals, Left to Right Grain Direction on Worksurface
- Available with Veneer (W) or HPL (P) Top; Must Specify
- 12 ¼" Fixed Storage Shelf Behind Doors
- Optional Locking Doors, Must Specify (LKT-HU) and Add \$66

CREDENZA WITH DOUBLE LATERAL FILE	57-2072DL	72	20	30			314	30.2	P\$ 3327 W\$ 3384
-----------------------------------	-----------	----	----	----	--	--	-----	------	----------------------




Must Specify (in this order):

- Model #
- Top Material
- Finish/Color
- Edge Profile
- Pull

Description

- Dual Locking; Lock Core Color will Coordinate with Pull Selection
- Available with Veneer (W) or HPL (P) Top; Must Specify
- Legal or Letter Filing Front to Back or Side to Side

LATERAL FILE	57-2036L4	36	20	57 ½			270	28.3	P\$ 2868 W\$ 2907
	Four (4) Lateral Drawers								
	57-2036L2	36	20	30			157	15.4	P\$ 1811 W\$ 1852
Two (2) Lateral Drawers									



Must Specify (in this order):

- Model #
- Top Material
- Finish/Color
- Edge Profile
- Pull


Description

- Standard with: Central Locking, Anti-Tilt System
- Available with Veneer (W) or HPL (P) Top; Must Specify
- Lock Core Color will Coordinate with Pull Selection
- Legal or Letter Filing Front to Back or Side to Side

Pricing Codes:
W= Wood Top
P= HPL Top

See Encompass Intro Section for Ordering Options, Pages 221-225

Item	Model No.	Width	Depth	Height	Ship Wt	Cubic Ft	List Price	
MULTI-FILE	57-2036MF	36	20	30	157	15.4	P\$	2273
							W\$	2309




Description

- Standard with: Box/Box/File/Lateral Pedestal, Locking File Drawer
- Available with Veneer (W) or HPL (P) Top; Must Specify
- Lock Core Color will Coordinate with Pull Selection
- Lateral File Drawer Provides Legal or Letter Filing Front to Back or Side to Side

Must Specify (in this order):

- Model #
- Top Material
- Finish/Color
- Edge Profile
- Pull

MOBILE PEDESTAL BOX/BOX/FILE	57-1519MP1	15 7/8	19	27 1/2	85	9.0	\$	1163
---	------------	--------	----	--------	----	-----	----	------



Description

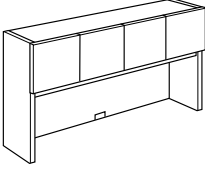
- Locking Letter Width Box/Box/File
- Five (5) Casters Allow for Support and Easy Mobility
- Lock Core Color will Coordinate with Pull Selection
- Fits Underneath 30" H Worksurface
- Finger Pull Not Available

Must Specify (in this order):

- Model #
- Finish
- Pull

Pricing Codes:
W= Wood Top
P= HPL Top

See Encompass Intro Section for Ordering Options, Pages 221-225

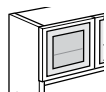
Item	Model No.	Width	Depth	Height	Ship Wt	Cubic Ft	List Price
	57-1584HU Five (5) Wood Doors	84	15	40 7/8	228	40.0	\$ 3053
	57-1578HU Five (5) Wood Doors	78	15	40 7/8	210	36.7	\$ 2771
	57-1572HU Four (4) Wood Doors	72	15	40 7/8	203	34.1	\$ 2459
	57-1566HU Four (4) Wood Doors	66	15	40 7/8	175	32.1	\$ 2385
	57-1560HU Four (4) Wood Doors	60	15	40 7/8	167	28.4	\$ 2361
	57-1554HU Three (3) Wood Doors	54	15	40 7/8	150	25.7	\$ 2274
	57-1548HU Three (3) Wood Doors	48	15	40 7/8	133	22.9	\$ 2223
	57-1542HU Two (2) Wood Doors	42	15	40 7/8	116	20.2	\$ 2166
	57-1536HU Two (2) Wood Doors	36	15	40 7/8	99	17.4	\$ 2070

Must Specify (in this order):

- Model #
- Finish
- Door Style
- Locking
- Tackboard
- Tackboard Fabric
- Tasklight
- Grommet Color

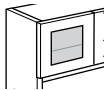
Description

- Standard with: Soft-Close Hinged Doors, Vertical Grain Direction
- 23 3/4" Clearance Below Apron Rail
- Grommet Standard; Must Specify: Black (BLK) or Silver (SLV)
- When Used Over Desks with Returns, Hutch Must be 6" Less Than Work Surface to Accommodate Waterfall, Bevel or Radius Edge Profiles
- Additional Options: Locking Doors (See Page 225), Factory Installed Tackboard (See Page 252), Tasklights (See Page 253), Glass Marker Boards (See Page 250-251), Three (3) Upper Wire Management Grommets (See Page 225)



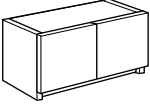
Options: Specify & Add

		Per Door
1-AD	Metallic Framed Frosted Acrylic Doors (Non-Locking)	87
1-WFA	Wood Framed Frosted Acrylic Doors	87
1-WCA	Wood Framed Clear Acrylic Doors	87



Pricing Codes:
W= Wood Top
P= HPL Top

See Encompass Intro Section for Ordering Options, Pages 221-225

Item	Model No.	Width	Depth	Height	Ship Wt	Cubic Ft	List Price
	57-1584WD Five (5) Wood Doors	84	15	17 ½	217	32.7	\$ 2799
	57-1578WD Five (5) Wood Doors	78	15	17 ½	201	28.3	\$ 2431
	57-1572WD Four (4) Wood Doors	72	15	17 ½	185	23.9	\$ 2394
	57-1566WD Four (4) Wood Doors	66	15	17 ½	170	22.0	\$ 2319
	57-1560WD Four (4) Wood Doors	60	15	17 ½	155	20.1	\$ 2277
	57-1554WD Three (3) Wood Doors	54	15	17 ½	140	18.1	\$ 2121
	57-1548WD Three (3) Wood Doors	48	15	17 ½	124	16.2	\$ 2029
	57-1542WD Two (2) Wood Doors	42	15	17 ½	109	12.3	\$ 1927
	57-1536WD Two (2) Wood Doors	36	15	17 ½	66	7.8	\$ 1752
	57-1530WD Two (2) Wood Doors	30	15	17 ½	61	7.5	\$ 1626

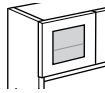
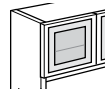
Must Specify (in this order):

- Model #
- Finish
- Door Style
- Locking

Description

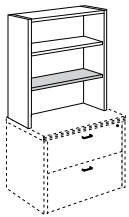
- Standard with: Soft-Close Hinged Doors, Vertical Grain Direction
- Wall Mounting Brackets Included
- Indiana Furniture Will Not Be Liable for Wall Mount Hutch Units That are not Properly Installed
- Additional Options: Locking Doors (See Page 225), Glass Marker Boards (See Page 250-251)

Options: Specify & Add



		Per Door
1-AD	Metallic Framed Frosted Acrylic Doors (Non-Locking)	87
1-WFA	Wood Framed Frosted Acrylic Doors	87
1-WCA	Wood Framed Clear Acrylic Doors	87

SURFACE MOUNT BOOKCASE	57-1536TU	36	14 ¼	40 7/8	169	22.2	\$ 1222
-------------------------------	-----------	----	------	--------	-----	------	---------



Description

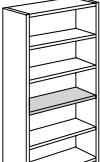
- 1" Thick Shelves
- Shaded Fixed Bottom Shelf with 12" Clearance
- One (1) Adjustable Shelves
- For Surface Mount Use on Two (2) Drawer Lateral Files or Credenza Against a Wall

Must Specify (in this order):

- Model #
- Finish

Pricing Codes:
W= Wood Top
P= HPL Top

See Encompass Intro Section for Ordering Options, Pages 221-225

Item	Model No.	Width	Depth	Height	Ship Wt	Cubic Ft	List Price
	57-3672BC Three (3) Adjustable Shelves	36	14 ¼	70 ⅞	162	26.7	W\$ 2244
	57-3648BC Two (2) Adjustable Shelves - Top Front Edge Profiled	36	14 ¼	47 ¼	108	18.7	P\$ 1451 W\$ 1488
	57-3630BC One (1) Adjustable Shelf - Top Front Edge Profiled	36	14 ¼	30	68	11.1	P\$ 1295 W\$ 1328

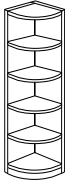
Description

- 1" Thick Shelf
- 47 ¼"H and 30"H Available with Veneer (W) or HPL (P) Top; Must Specify Top Material and Edge Profile

Must Specify (in this order):

- Model #
- Top Material (47 ¼"H and 30"H Only)
- Edge Profile (47 ¼"H and 30"H Only)
- Finish/Color

1/4 ROUND BOOKCASE	57-1472QR	14 ⅝	14 ⅝	70 ⅞	78	9.7	\$ 2244
---------------------------	-----------	------	------	------	----	-----	---------



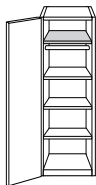
Description

- Four (4) 1" Thick Fixed Shelves
- Not to be Used as Freestanding Unit

Must Specify (in this order):

- Model #
- Finish

WARDROBE/STORAGE CABINET	Hinged Left	Hinged Right	Width	Depth	Height	Ship Wt	Cubic Ft	List Price
	57-1872WL24	57-1872WR24						
57-1872WL20	57-1872WR20	18	20	70 ⅞	153	19.2	\$ 2554	



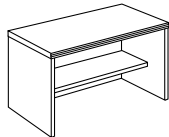
Description

- Coat Rod Under Top Fixed Shelf
- Three (3) Adjustable Shelves
- Adjustable Shelves can be Removed for Wardrobe Application
- Additional Optional: Locking Door (See Page 225)

Must Specify (in this order):

- Model #
- Finish
- Pull
- Locking Door

COMPUTER WORK TABLE	57-2442CW	42	24	27	115	19.2	P\$ 1356 W\$ 1400
----------------------------	-----------	----	----	----	-----	------	----------------------



Description

- Fixed Shelf
- Available with Veneer (W) or HPL (P) Top; Must Specify
- Grommet in Back Panel; Must Specify: Black (BLK) or Silver (SLV)

Must Specify (in this order):

- Model #
- Top Material
- Finish/Color
- Edge Profile
- Casters
- Grommet Color

Options: Specify & Add

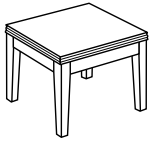
CS-57BL	Optional Black Casters (Increases Height to 29")	\$	172
---------	--	----	-----

Pricing Codes:

- W= Wood Top
- P= HPL Top

See Encompass Intro Section for Ordering Options, Pages 221-225

Item	Model No.	Width	Depth	Height	Ship Wt	Cubic Ft	List Price	
END TABLE	57-2424ET	24	24	22	33	2.9	P\$ 959	W\$ 1014



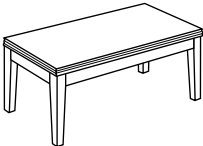
Description

- Available with Veneer (W) or HPL (P) Top; Must Specify
- Hardwood Legs
- Shipped KD; Some Assembly Required

Must Specify (in this order):

Model #
Top Material
Finish/Color
Edge Profile

MAGAZINE TABLE	57-2442MT	42	24	16	50	4.6	P\$ 1356	W\$ 1400
----------------	-----------	----	----	----	----	-----	----------	----------



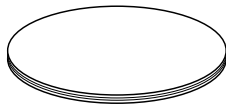
Description

- Available with Veneer (W) or HPL (P) Top; Must Specify
- Hardwood Legs
- Shipped KD; Some Assembly Required

Must Specify (in this order):

Model #
Top Material
Finish/Color
Edge Profile

CIRCULAR TOP	57-4848CT	48	48	1 1/2	60	5.7	P\$ 1362	W\$ 1716	
	Accommodates Five (5) Chairs								
	57-4242CT	42	42	1 1/2	48	4.0	P\$ 1229	W\$ 1583	
	Accommodates Four (4) Chairs								
	57-3636CT	36	36	1 1/2	39	3.4	P\$ 1145	W\$ 1496	
	Accommodates Three (3)-Four (4) Chairs								



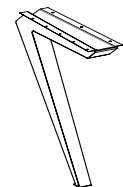
Description

- Available with Veneer (W) or HPL (P) Top, Must Specify
- Single Base or Four (4) Strut Legs (on 48" Top Only) Required; Ordered Separately (See Below)

Must Specify (in this order):

Model #
Top Material
Finish/Color
Edge Profile

STRUT TABLE LEG	01-2228STR4	1 1/2	22 1/2	28 1/8	64	9.0	\$ 1848
	Set of 4 Legs; For Use With 48" Circular Top Only						



Description


- Available in Aluminum (ALUM) or Black (BLK); Must Specify Color
- Built-In Wire Management Cover on Inside of Legs
- Each Leg has Adjustable Glides
- Legs not Available To Be Sold Separately
- For Use with Indiana Furniture Tops Only; Not For Use with 36" or 42" Circular Tops

Must Specify (in this order):

Model #
Color

Pricing Codes:
W= Wood Top
P= HPL Top

See Encompass Intro Section for Ordering Options, Pages 221-225

Item	Model No.	Width	Depth	Height	Ship Wt	Cubic Ft	List Price
CYLINDER BASE 	01-2020CB For Use with 48" and 42" Circular Tables	20	20	28 ½	136	11.1	\$ 1122
	01-1616CB For Use with 36" Circular Tables	16	16	28 ½	101	7.2	\$ 1025

Description

- Veneer Cylinder Base
- Weighted for Stability
- Two (2) Wire Management Black Grommets Standard at Top with 8" Opening Standard in Bottom

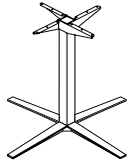
Must Specify (in this order):

Model #
Finish
Grommet
Grommet Color

Options: Specify & Add

GCB1S	Optional Grommet Top Edge (1)	\$	N/C
NOGC	Optional No Grommets at Top Edges	\$	N/C

METAL X-BASE




For 42" and 48" Circular Tops									
08-2642LXB 42" High Tables	Aluminum	35 ½	35 ½	40	33	20.0	\$	956	
08-2636LXB 36" High Tables	Aluminum	35 ½	35 ½	34	30	17.2	\$	921	
08-2630LXB 30" High Tables	Aluminum	35 ½	35 ½	28	27	14.5	\$	882	
For 36" Circular Tops									
08-2042SXB 42" High Tables	Aluminum	29 ½	29 ½	40	27	15.9	\$	893	
08-2036SXB 36" High Tables	Aluminum	29 ½	29 ½	34	24	13.7	\$	857	
08-2030SXB 30" High Tables	Aluminum	29 ½	29 ½	28	21	11.6	\$	823	

Description

- Not Available to be Sold Separately


Pricing Codes:
W= Wood Top
P= HPL Top

See Encompass Intro Section for Ordering Options, Pages 221-225

Item	Model No.		Width	Depth	Height	Ship Wt	Cubic Ft	List Price	
DISC BASE 	For 48" Circular Tops								
	01-3230DBB	Black	30	30	27 ¾	42	4.1	\$ 1332	
	01-3230DBA	Aluminum	30	30	27 ¾	42	4.1	\$ 1332	
	For 36" and 42" Circular Tops								
	01-2430DBB	Black	24	24	27 ¾	32	3.2	\$ 1109	
	01-2430DBA	Aluminum	24	24	27 ¾	32	3.2	\$ 1109	

Description

- 4" Diameter Column

METAL BASE SINGLE COLUMN 	01-0400MBB	Black	32	32	27 ¾	32	3.2	\$ 722
	01-0400MBA	Aluminum	32	32	27 ¾	32	3.2	\$ 722

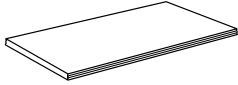
Description

- Shipped KD - Some Assembly Required
- For use with 42" or 36" Circular Top

Open Market Only


Pricing Codes:
W= Wood Top
P= HPL Top

See Encompass Information for Ordering Options, Dimensions and Page 224 at beginning of series

Item	Model No.	Width	Depth	Height	Ship Wt	Cubic Ft	List Price	
 Must Specify (in this order): Model # Top Material Finish/Color Edge Profile Worksurface Grommet Location Grommet Color Power/Data	57-2496TP	96	24	1 5/32	100	4.9	P\$ 954 W\$ 1003	
	57-2490TP	90	24	1 5/32	95	4.6	P\$ 943 W\$ 983	
	57-2484TP	84	24	1 5/32	90	4.3	P\$ 927 W\$ 960	
	57-2478TP	78	24	1 5/32	85	4.0	P\$ 917 W\$ 943	
	57-2472TP	72	24	1 5/32	80	3.7	P\$ 827 W\$ 867	
	57-2466TP	66	24	1 5/32	75	3.4	P\$ 809 W\$ 833	
	57-2460TP	60	24	1 5/32	70	3.0	P\$ 789 W\$ 815	
	57-2454TP	54	24	1 5/32	65	2.8	P\$ 739 W\$ 790	
	57-2448TP	48	24	1 5/32	44	2.5	P\$ 723 W\$ 739	
	57-2442TP	42	24	1 5/32	50	2.2	P\$ 707 W\$ 721	
	57-2436TP	36	24	1 5/32	45	2.0	P\$ 670 W\$ 694	

Description

- Profiled on User Side Only
- Left to Right Grain Direction
- When Modular Tops have an Open Kneespace of 60" or Greater, a Support Panel is Required, See Page 249
- For Table Lifts (See Page 259)
- Additional Options: Power and Grommet Options (See Pages 223-224)

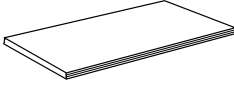
Item	MODULAR RETURN TOPS		Width	Depth	Height	Ship Wt	Cubic Ft	List Price	
	Left Ped	Right Ped						P\$	W\$
 Must Specify (in this order): Model # Top Material Finish/Color Edge Profile Worksurface Grommet Location Grommet Color Power/Data	57-6024TPL	57-6024TPR	60	24	1 5/32	70	3.1	P\$ 789 W\$ 815	
	Grain Direction Runs Left to Right on Laminate Tops								
	57-5424TPL	57-5424TPR	54	24	1 5/32	65	2.8	P\$ 739 W\$ 790	
	57-4824TPL	57-4824TPR	48	24	1 5/32	55	2.5	P\$ 723 W\$ 739	
	57-4224TPL	57-4224TPR	42	24	1 5/32	50	2.2	P\$ 707 W\$ 721	
	57-3624TPL	57-3624TPR	36	24	1 5/32	45	1.9	P\$ 670 W\$ 694	

Description

- Profiled on User Side with Reverse Profile on Joining Edge
- Front to Back Grain Direction Unless Noted Otherwise
- When Kneespace is 60" or Greater; Support Panel is Required (See Page 249)
- Additional Options: Power and Grommet Options (See Pages 223-224)

Pricing Codes:
W= Wood Top
P= HPL Top

See Encompass Intro Section for Ordering Options, Pages 221-225

Item	Model No.	Width	Depth	Height	Ship Wt	Cubic Ft	List Price		
MODULAR BRIDGE TOPS 	57-6024TPB	60	24	1 5/8	70	3.1	P\$	789	
	Grain Direction Runs Left to Right on Laminate Tops							W\$	815
	57-5424TPB	54	24	1 5/8	65	2.8	P\$	739	
								W\$	790
	57-4824TPB	48	24	1 5/8	55	2.5	P\$	723	
								W\$	739
	57-4224TPB	42	24	1 5/8	50	2.2	P\$	707	
								W\$	721
	57-3624TPB	36	24	1 5/8	45	1.9	P\$	670	
								W\$	694

Must Specify (in this order):
 Model #
 Top Material
 Finish/Color
 Edge Profile
 Worksurface Grommet Location
 Grommet Color
 Power/Data

Description

- Profiled on User Side with Reverse Profile on Each End
- Front to Back Grain Direction Unless Noted Otherwise
- When Modular Tops have an Open Kneespace of 60" or Greater, a Support Panel is Required, See Page 249
- Additional Options: Power and Grommet Options (See Pages 223-224)

MODULAR PED WITH BOX/BOX/FILE	57-2418PD1	18	23 3/6	28 1/4	70	9.0	\$	1169
--------------------------------------	------------	----	--------	--------	----	-----	----	------



Description


- Open Back; For Modesty and Back Panel Options, See Page 248
- For Use with 24" Deep Tops; Top is Required
- Locking Letter Width Box/Box/File, Lock Core Color will Coordinate with Pull Selection
- Black Utility Tray for Box Drawer

Must Specify (in this order):
 Model #
 Finish
 Pull

Pricing Codes:
 W= Wood Top
 P= HPL Top

See Encompass Intro Section for Ordering Options, Pages 221-225

Item	Model No.	Width	Depth	Height	Ship Wt	Cubic Ft	List Price
MODULAR PED WITH FILE/FILE	57-2418PD2	18	23 3/16	28 1/4	70	9.0	\$ 1169



Description


- Open Back; For Modesty and Back Panel Options, See Page 248
- For Use with 24" Deep Tops; Top is Required
- Locking Letter Width File/File, Lock Core Color will Coordinate with Pull Selection

Must Specify (in this order):

Model #
Finish
Pull

MODULAR PED WITH SINGLE DOOR BOOKCASE

Left Ped	Right Ped	Width	Depth	Height	Ship Wt	Cubic Ft	List Price
57-2418PD4L	57-2418PD4R	18	23 3/16	28 1/4	70	9.0	\$ 897




Description

- Open Back; For Modesty and Back Panel Options, See Page 248
- For Use with 24" Deep Tops; Top is Required
- One (1) Adjustable Shelf
- Additional Options: Locking Door (See Page 225)

Must Specify (in this order):

Model #
Finish
Pull
Locking Door

MODULAR PED WITH TWO DOOR BOOKCASE	57-2436DB	36	23 3/16	28 1/4	120	18.5	\$ 1106
------------------------------------	-----------	----	---------	--------	-----	------	---------



Description

- Open Back; For Modesty and Back Panel Options, See Page 248
- For Use with 24" Deep Tops; Top is Required
- 11 3/8" Deep Adjustable Shelf Behind Doors
- Additional Options: Locking Doors (See Page 225)

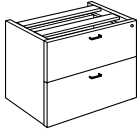
Must Specify (in this order):

Model #
Finish
Pull
Locking Doors

Pricing Codes:
W= Wood Top
P= HPL Top

See Encompass Intro Section for Ordering Options, Pages 221-225

Item	Model No.	Width	Depth	Height	Ship Wt	Cubic Ft	List Price
MODULAR PED WITH LATERAL FILE	57-2436LF1	36	23 3/16	28 1/4	120	18.5	\$ 1299




Description

- Open Back; For Modesty and Back Panel Options, See Page 248
- For Use with 24" Deep Tops; Top is Required
- Anti-Tilt System
- Locking Lateral Drawers Provide Legal or Letter Filing Front to Back or Side to Side
- Lock Core Color will Coordinate with Pull Selection

Must Specify (in this order):

Model #
Finish
Pull

MODULAR PED WITH MULTI-FILE	57-2436LF2	36	23 3/16	28 1/4	120	18.5	\$ 1487
-----------------------------	------------	----	---------	--------	-----	------	---------



Description

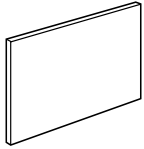
- Open Back; For Modesty and Back Panel Options, See Page 248
- For Use with 24" Deep Tops; Top is Required
- Locking File Drawers; File and Lateral Drawer Provides Legal or Letter Filing Front to Back or Side to Side
- Lock Core Color will Coordinate with Pull Selection

Must Specify (in this order):

Model #
Finish
Pull

Pricing Codes:
W= Wood Top
P= HPL Top

See Encompass Intro Section for Ordering Options, Pages 221-225

Item	Model No.	Width	Depth	Height	Ship Wt	Cubic Ft	List Price
	MODULAR MODESTY/BACK PANEL 57-9628BP	96	¾	28 ¼	115	5.0	\$ 704
	57-9028BP	90	¾	28 ¼	108	4.6	\$ 694
	57-8428BP	84	¾	28 ¼	101	4.3	\$ 684
	57-7828BP	78	¾	28 ¼	94	4.0	\$ 667
	57-7228BP	72	¾	28 ¼	86	3.7	\$ 609
	57-6628BP	66	¾	28 ¼	79	3.4	\$ 588
	57-6028BP	60	¾	28 ¼	72	3.0	\$ 563
	57-5428BP	54	¾	28 ¼	65	2.8	\$ 524
	57-4828BP	48	¾	28 ¼	55	2.5	\$ 499
	57-4228BP	42	¾	28 ¼	50	2.2	\$ 485
	57-3628BP	36	¾	28 ¼	45	2.0	\$ 447
	57-3028BP	30	¾	28 ¼	30	1.6	\$ 436
	57-2428BP	24	¾	28 ¼	24	1.4	\$ 419
	57-1828BP	18	¾	28 ¼	19	1.0	\$ 404

Must Specify (in this order):

- Model #
- Finish
- Grommet
- Grommet Color

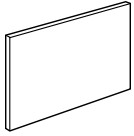
Description

- For Use as a Modesty Panel to Create Bridges, Returns, and Credenzas or Use as a Back Panel on Modular Units

Options: Specify & Add

01-GRMT	Optional Top Center Grommet; Must Specify: Black (BLK) or Silver (SLV)	\$	56
---------	--	----	----

Item	Model No.	Width	Depth	Height	Ship Wt	Cubic Ft	List Price
MODULAR END PANEL	57-2430EP	23 3/16	1 5/32	28 1/4	27	1.6	\$ 447




Description

- Veneer End Panel for Use with 24" Worksurfaces and Back Panel to Create Returns or Credenzas

Must Specify (in this order):

Model #
Finish

MODULAR SUPPORT PANEL	57-2812SP	12	1 5/32	28 1/4	12	0.8	\$ 373
-----------------------	-----------	----	--------	--------	----	-----	--------



Description

- Veneer Support Panel for Worksurfaces
- Required to be Used Perpendicular to Full Back Panels to Support Kneespace Areas Greater Than 60"

Must Specify (in this order):

Model #
Finish

MODULAR T SUPPORT	57-1010SP	12	1 5/32	28 1/4	12	0.8	\$ 415
-------------------	-----------	----	--------	--------	----	-----	--------



Description

- Veneer Support Panel for Worksurfaces
- Required to be Used on Kneespace Areas of 60" or Greater Where Back Panels are Not Used

Must Specify (in this order):

Model #
Finish

MODULAR FILLER PANEL	57-2803FP	3	3/4	28 1/4	6	0.5	\$ 322
----------------------	-----------	---	-----	--------	---	-----	--------



Description

- Used to Fill Gap Behind Modular Pedestals When Back Panels are Not Used

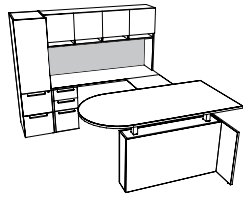
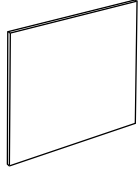
Must Specify (in this order):

Model #
Finish

Pricing Codes:
W= Wood Top
P= HPL Top

See Encompass Intro Section for Ordering Options, Pages 221-225

Item	Model No.	Width	Depth	Height	Ship Wt	Cubic Ft	List Price
GLASS MARKER BOARD	GMB-23108H	106 1/8	1/2	23	83	14.3	\$ 2771
FOR USE WITH 30"H DESKS, CREDENZA AND SURFACE MOUNT HUTCHES	GMB-23102H	100 1/8	1/2	23	78	13.6	\$ 2573
	GMB-2396H	94 1/8	1/2	23	74	12.9	\$ 2423
	GMB-2390H	88 1/8	1/2	23	69	12.2	\$ 2274
	GMB-2384H	82 1/8	1/2	23	64	11.4	\$ 2175
	GMB-2378H	76 1/8	1/2	23	59	10.7	\$ 2025
	GMB-2372H	72 1/8	1/2	23	55	10.0	\$ 1827
	GMB-2366H	64 1/8	1/2	23	50	9.2	\$ 1677
	GMB-2360H	58 1/8	1/2	23	45	8.5	\$ 1578
	GMB-2354H	52 1/8	1/2	23	41	7.8	\$ 1379
	GMB-2348H	46 1/8	1/2	23	36	7.0	\$ 1280
	GMB-2342H	40 1/8	1/2	23	31	6.3	\$ 1080
	GMB-2336H	34 1/8	1/2	23	27	5.6	\$ 931
	GMB-2330H	28 1/8	1/2	23	22	4.9	\$ 832



Must Specify (in this order):

Model #
Color

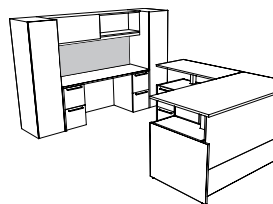
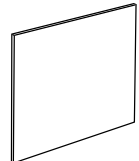


Magnet, Marker and Eraser sets available, see page 260

Description

- Available in Black (BLMKR) or White (WHMKR), Must Specify
- Marker Boards Are One (1) Piece with No Seams
- Mounting Brackets Included
- For Use with 30"H Desks and Credenzas with Surface Mount Hutches
- For Magnet, Marker and Eraser Sets; See Page 260

GLASS MARKER BOARD	GMB-23108W	108	1/2	23	85	14.6	\$ 2771
FOR USE WITH 30"H DESKS, CREDENZA AND WALL MOUNT HUTCHES	GMB-23102W	102	1/2	23	80	13.9	\$ 2672
	GMB-2396W	96	1/2	23	75	13.1	\$ 2523
	GMB-2390W	90	1/2	23	70	12.4	\$ 2324
	GMB-2384W	84	1/2	23	66	11.7	\$ 2175
	GMB-2378W	78	1/2	23	61	10.9	\$ 2025
	GMB-2372W	72	1/2	23	56	10.2	\$ 1876
	GMB-2366W	66	1/2	23	52	9.5	\$ 1777
	GMB-2360W	60	1/2	23	47	8.8	\$ 1578
	GMB-2354W	54	1/2	23	42	8.0	\$ 1429
	GMB-2348W	48	1/2	23	38	7.3	\$ 1329
	GMB-2342W	42	1/2	23	33	6.6	\$ 1130
	GMB-2336W	36	1/2	23	28	5.8	\$ 981
	GMB-2330W	30	1/2	23	23	5.1	\$ 832



Must Specify (in this order):

Model #
Color



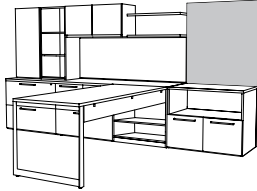
Magnet, Marker and Eraser sets available, see page 260

Description

- Available in Black (BLMKR) or White (WHMKR), Must Specify
- Marker Boards Are One (1) Piece with No Seams
- Mounting Brackets Included
- For Use over 30"H Desks and Credenzas with Wall Mount Hutches
- For Magnet, Marker and Eraser Sets; See Page 260

See Encompass Intro Section for Ordering Options, Pages 221-225

Item	Model No.	Width	Depth	Height	Ship Wt	Cubic Ft	List Price
GLASS MARKER BOARD	GMB-4048W	48	½	40 ⅞	67	11.0	\$ 2262
FOR USE WITH 30"H DESKS, CREDENZA AND WALL MOUNT HUTCHES OR SHELVING	GMB-4042W	42	½	40 ⅞	58	9.9	\$ 1913
	GMB-4036W	36	½	40 ⅞	50	8.8	\$ 1653
	GMB-4030W	30	½	40 ⅞	42	7.7	\$ 1391



Description

- Available in Black (BLMKR) or White (WHMKR), Must Specify
- Mounting Brackets Included
- For Use over 30"H Desks and Credenzas with Wall Mount Hutches or Shelving
- For Magnet, Marker and Eraser Sets; See Page 260

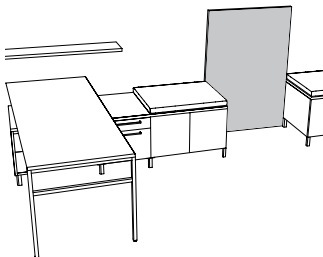
Must Specify (in this order):

Model #
Color



Magnet, Marker and Eraser sets available, see page 260

GLASS MARKER BOARD	GMB-7036W	36	½	70 ⅞	87	13.8	\$ 2771
FOR USE FROM FLOOR TO TOP OF UNIT	GMB-7030W	30	½	70 ⅞	72	12.1	\$ 2324



Description

- Available in Black (BLMKR) or White (WHMKR), Must Specify
- Marker Boards Are One (1) Piece with No Seams
- Mounting Brackets Included
- For Use From Floor to Top of Unit
- For Magnet, Marker and Eraser Sets; See Page 260

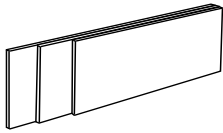
Must Specify (in this order):

Model #
Color



Magnet, Marker and Eraser sets available, see page 260

SURFACE MOUNT TACKBOARDS
23" H



Must Specify (in this order):

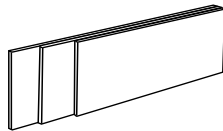
- Model #
- Fabric Grade
- Fabric Vendor
- Fabric Pattern/Color

Model #	Size	COM ydg	COM, 1, 2 or 3	Grades							
				4	5	6	7	8	9	10	
TB-6584H	84"	2.50	\$ 462	712	827	950	1120	1295	1505	1742	
TB-6578H	78"	2.50	\$ 455	705	820	943	1113	1288	1498	1735	
TB-6572H	72"	2.25	\$ 410	635	739	849	1002	1159	1348	1562	
TB-6565H	66"	2.00	\$ 385	585	677	775	911	1051	1219	1409	
TB-6560H	60"	2.00	\$ 359	559	651	749	885	1025	1193	1383	
TB-6554H	54"	1.75	\$ 351	526	607	692	811	934	1081	1247	
TB-6548H	48"	1.50	\$ 316	466	535	609	711	816	942	1084	
TB-6542H	42"	1.25	\$ 286	411	469	530	615	702	807	926	
TB-6536H	36"	1.25	\$ 278	403	461	522	607	694	799	918	

Description

- Coordinates with Surface Mount Hitches
- Factory Installed
- Tackboards 78" and longer are 2 pieces

WALL MOUNT TACKBOARDS
23" H




Must Specify (in this order):

- Model #
- Fabric Grade
- Fabric Vendor
- Fabric Pattern/Color

Model #	Size	COM ydg	COM, 1, 2 or 3	Grades							
				4	5	6	7	8	9	10	
TB-65108W	108"	3.50	\$ 610	960	1121	1293	1531	1776	2070	2402	
TB-65102W	102"	3.25	\$ 582	907	1057	1216	1437	1664	1937	2246	
TB-6596W	96"	3.00	\$ 569	869	1007	1154	1358	1568	1820	2105	
TB-6590W	90"	2.75	\$ 543	818	945	1079	1266	1459	1690	1951	
TB-6584W	84"	2.50	\$ 515	765	880	1003	1173	1348	1558	1795	
TB-6578W	78"	2.50	\$ 504	754	869	992	1162	1337	1547	1784	
TB-6572W	72"	2.25	\$ 464	689	793	903	1056	1213	1402	1616	
TB-6566W	66"	2.00	\$ 440	640	732	830	966	1106	1274	1464	
TB-6560W	60"	2.00	\$ 410	610	702	800	936	1076	1244	1434	
TB-6554W	54"	1.75	\$ 390	565	646	731	850	973	1120	1286	
TB-6548W	48"	1.50	\$ 356	506	575	649	751	856	982	1124	
TB-6542W	42"	1.25	\$ 322	447	505	566	651	738	843	962	
TB-6536W	36"	1.25	\$ 314	439	497	558	643	730	835	954	
TB-6530W	30"	1.00	\$ 284	384	430	479	547	617	701	796	

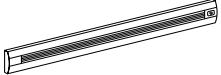
Description

- Coordinates with Wall Mount Hitches
- Field Installed
- Tackboards 78" and longer are 2 pieces

Item	Model No.	Width	Depth	Height	Ship Wt	Cubic Ft	List Price
LED TASKLIGHT 	TL-0848 240-LED, 18 Watts	47 1/2	7/8	1 5/8	-	-	\$ 321
	TL-0824 84-LED, 7 Watts	22 1/2	7/8	1 5/8	-	-	\$ 267

Description

- Includes the Power Supply and Three (3) Upper Wire Management Grommets
- Grommet Color will Match Lower Grommet Color
- Rocker Style On/Off Switch with a 10' Power Cord

LED TASKLIGHT 	01-188LED58 188-LED, 43.5 Watts	57 13/32	1/2	2	-	-	\$ 1192
	01-94LED31 94-LED, 23.4 Watts	30 1/8	1/2	2	-	-	\$ 863
	01-47LED17 47-LED, 10.9 Watts	16 13/32	1/2	2	-	-	\$ 499

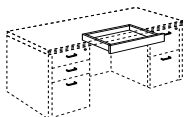
Description

- Includes the Power Supply and Three (3) Upper Wire Management Grommets
- Grommet Color will Match Lower Grommet Color
- Optional Occupancy Sensor Shuts Off After 30 Minutes of Inactivity and Turns On Immediately When Reentering the Detection Area

Options: Specify & Add

01-OSRP	Occupancy Sensor	\$	265
---------	------------------	----	-----

CENTER DRAWER	57-1622CD	22	16 7/8	2 3/4	13	2.2	\$ 357
---------------	-----------	----	--------	-------	----	-----	--------



Description

- Fits Desks, P-Top Units, and D-Top Units
- Built in Pen Tray

Must Specify (in this order):

Model #
Finish
Factory Installed

Options: Specify & Add

Factory Installed	\$ 150
-------------------	--------

Item	Model No.	Width	Depth	Height	Ship Wt	Cubic Ft	List Price
KEYBOARD MECHANISM WITH KEYBOARD CLAMP	01-KC	9	17	6	13	1.0	\$ 563



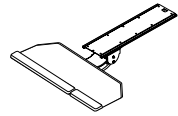
Description

- Standard With: Spring Assisted Height Adjustment, Lock Lever, 360° Arm Rotation, 25° Tray Tilt, and Adjustable Keyboard Clamp
- Ball Bearing Slides In and Out
- Track Measures 17"

Options: Specify & Add

Factory Installed	\$ 150
-------------------	--------

ARTICULATING KEYBOARD CORNER PLATFORM	01-KB2CC	25	10 ½	4 ½	16	1.4	\$ 602
---------------------------------------	----------	----	------	-----	----	-----	--------



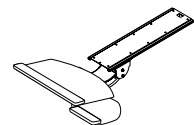
Description

- Standard With: +/- 15° Tilt Adjustment , 360° Rotation, Independent Tilt Adjustment, 7" Lift and Lock Height Adjustment, 25" Cut Corner Platform
- Keyboard and Mouse on same level; Single Palm Rest for both Left & Right Hands
- Works with 17"+ Diagonal Work Surface
- Cannot Be Used on 20" or 21" Deep Unit
- Not Available with Optional Center Grommet
- Track Measures 21"

Options: Specify & Add

Factory Installed	\$ 150
-------------------	--------

KEYBOARD MECHANISM WITH KEYBOARD CLAMP	01-KB3	26 ½	14	4.5	16	1.4	\$ 660
--	--------	------	----	-----	----	-----	--------



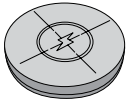
Description

- Standard With: 18.75" Platform with Swivel-Below Mouse Platform,+/- 15° Tilt Adjustment, 360° Rotation, 7" Lift and Lock Height Adjustment, Independent Tilt Adjustment, Palm Rest for Mousing Surface
- Left or Right Handed Mouse Platform
- Cannot Be Used on 20" or 21" Deep Unit
- Not Available with Optional Center Grommet
- Track Measures 21"

Options: Specify & Add

Factory Installed	\$ 150
-------------------	--------

Item	Model No.	Width	Depth	Height	Ship Wt	Cubic Ft	List Price
CHARGESPOT	01-CHARGE	-	-	-	-	-	\$ 773

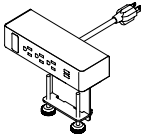


Open Market

Description

- Wireless Charging Enabled Devices (Qi) Can Be Used Directly with ChargeSpots
- Not Compatible with Metal or Glass Surfaces

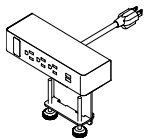
Item	Model No.	Color	Width	Depth	Height	Ship Wt	Cubic Ft	List Price
DUO BEZEL CLAMP NEMA PLUG	01-DUOCLAMPW	White	5 ½	3	7	1	0.2	\$ 413
	01-DUOCLAMPB	Black						\$ 413
	01-DUOCLAMPS	Silver						\$ 413



Description

- Clamps to Worksurface and Includes: Two (2) Power, Two (2) USB, 10' Cord, and All Mounting Hardware
- Silver Metal Trim on All Color Options
- Independent USB Circuit Controllers Deliver up to 2.1 Amps to Each Post
- FCC Part 15A, UL Approved for Horizontal and Vertical Applications

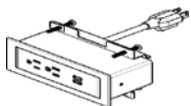
Item	Model No.	Color	Width	Depth	Height	Ship Wt	Cubic Ft	List Price
TRIO BEZEL CLAMP NEMA PLUG	01-TRIOCLAMPW	White	8	3	7	1	0.2	\$ 485
	01-TRIOCLAMPB	Black						\$ 485
	01-TRIOCLAMPS	Silver						\$ 485



Description

- Clamps to Worksurface and Includes: Three (3) Power, Two (2) USB, One (1) Open Data, 10' Cord, and All Mounting Hardware
- HDMI, VGA, or RJ45 Accessory for Open Data Port Specified Separately, See Page 218
- Silver Metal Trim on All Color Options
- Independent USB Circuit Controllers Deliver up to 2.1 Amps to Each Post
- FCC Part 15A, UL Approved for Horizontal and Vertical Applications

Item	Model No.	Color	Width	Depth	Height	Ship Wt	Cubic Ft	List Price
DUO BEZEL NEMA PLUG	01-DUOBEZELW	White	6 ½	2 ½	3	1	0.2	\$ 488
	01-DUOBEZELB	Black						\$ 488
	01-DUOBEZELS	Silver						\$ 488



Description


- Sits on Worksurface and Includes: Two (2) Power, Two (2) USB, 10' Cord, and All Mounting Hardware
- Independent USB Circuit Controllers Deliver up to 2.1 Amps to Each Post
- FCC Part 15A, UL Approved for Horizontal and Vertical Applications

See Encompass Intro Section for Ordering Options, Pages 221-225

Item	Model No.		Width	Depth	Height	Ship Wt	Cubic Ft	List Price
	01-TRIOBEZELW	White	9	2 ½	3	1	0.2	\$ 524
	01-TRIOBEZELB	Black						\$ 524
	01-TRIOBEZELS	Silver						\$ 524

Description

- Sits on Worksurface and Includes: Three (3) Power, Two (2) USB, One (1) Open Data, 10' Cord, and All Mounting Hardware
- HDMI, VGA, or RJ45 Accessory for Open Data Port Specified Separately, See Page 218
- Independent USB Circuit Controllers Deliver up to 2.1 Amps to Each Post
- FCC Part 15A, UL Approved for Horizontal and Vertical Applications

	01-PDUOBEZELW	White	6 ½	2 ½	3	1	0.2	\$ 482
	01-PDUOBEZELB	Black						\$ 482
	01-PDUOBEZELS	Silver						\$ 482

Description

- Sits on Worksurface and Includes: Two (2) Power, Two (2) USB, 12' Cord, and All Mounting Hardware
- Requires Daisy Chain Power Box, Specified Separately, See Page 218
- Non-Sequential System Allows up to 8 Modules to be Connected with Jumper Cord, See Page 218
- Independent USB Circuit Controllers Deliver up to 2.1 Amps to Each Post
- FCC Part 15A, RU Listed and UL Recognized for Horizontal and Vertical Applications

	01-PTRIOBEZELW	White	9	2 ½	3	1	0.2	\$ 517
	01-PTRIOBEZELB	Black						\$ 517
	01-PTRIOBEZELS	Silver						\$ 517

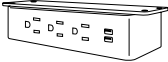
Description

- Sits on Worksurface and Includes: Three (3) Power, Two (2) USB, One (1) Open Data, 12' Cord, and All Mounting Hardware
- HDMI, VGA, or RJ45 Accessory for Open Data Port Specified Separately, See Page 218
- Requires Daisy Chain Power Box, Specified Separately, See Page 218
- Non-Sequential System Allows up to 8 Modules to be Connected with Jumper Cord, See Page 218
- Independent USB Circuit Controllers Deliver up to 2.1 Amps to Each Post
- FCC Part 15A, RU Listed and UL Recognized for Horizontal and Vertical Applications

	01-DUOUNDERW	White	6 ½	2 ½	3	1	0.2	\$ 395
	01-DUOUNDERB	Black						\$ 395
	01-DUOUNDERB	Silver						\$ 395

Description

- Sits Under Worksurface and Includes: Two (2) Power, Two (2) USB, 10' Cord, and All Mounting Hardware
- Independent USB Circuit Controllers Deliver up to 2.1 Amps to Each Post
- FCC Part 15A, UL Approved for Horizontal and Vertical Applications

Item	Model No.		Width	Depth	Height	Ship Wt	Cubic Ft	List Price
 UNDERMOUNT TRIO NEMA PLUG	01-TRIOUNDERW	White	9	2 7/8	3	1	0.2	\$ 474
	01-TRIOUNDERB	Black						\$ 474
	01-TRIOUNDERS	Silver						\$ 474

Description

- Sits Under Worksurfaces and Includes: Three (3) Power, Two (2) USB, One (1) Open Data, 10' Cord, and All Mounting Hardware
- HDMI, VGA, or RJ45 Accessory for Open Data Port Specified Separately, See Page 218
- Independent USB Circuit Controllers Deliver up to 2.1 Amps to Each Post
- FCC Part 15A, UL Approved for Horizontal and Vertical Applications

 DUO UNDERMOUNT DAISY CHAIN PLUG	01-PDUUNDERW	White	6 1/2	2 7/8	3	1	0.2	\$ 390
	01-PDUUNDERB	Black	6 1/2	2 7/8	3	1	0.2	\$ 390
	01-PDUUNDERS	Silver	6 1/2	2 7/8	3	1	0.2	\$ 390

Description

- Sits Under Worksurface and Includes: Two (2) Power, Two (2) USB, 12' Cord, and All Mounting Hardware
- Independent USB Circuit Controllers Deliver up to 2.1 Amps to Each Post
- FCC Part 15A, RU Listed and UL Recognized for Horizontal and Vertical Applications
- Non Sequential System Allows Up to 8 Modules To Be Connected With Jumper Cord
- Requires Daisy Chain Power Box, Specified Separately, See Below

 TRIO UNDERMOUNT DAISY CHAIN PLUG	01-PTRIOUNDERW	White	9	2 7/8	3	1	0.2	\$ 467
	01-PTRIOUNDERB	Black	9	2 7/8	3	1	0.2	\$ 467
	01-PTRIOUNDERS	Silver	9	2 7/8	3	1	0.2	\$ 467

Description

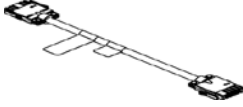
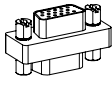
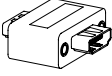
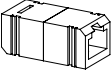

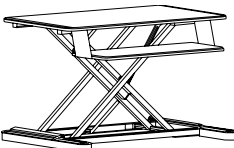
- Sits Under Worksurface and Includes: Three (3) Power, Two (2) USB, One (1) Open Data, 12' Cord, and All Mounting Hardware
- HDMI, VGA, or RJ45 Accessory for Open Data Port Specified Separately, See Page 218
- Requires Daisy Chain Power Box, Specified Separately, See Below
- Non-Sequential System Allows up to 8 Modules to be Connected with Jumper Cord, See Page 218
- Independent USB Circuit Controllers Deliver up to 2.1 Amps to Each Post
- FCC Part 15A, RU Listed and UL Recognized for Horizontal and Vertical Applications

 DAISY CHAIN POWER BOX	01-PPOWER		-	-	-	-	-	\$ 561
		76" Perimeter, 36" Power Cord						
	01-PPOWER2		-	-	-	-	-	\$ 575
		24" Perimeter, 144" Power Cord						

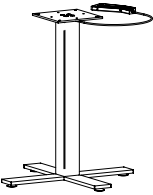
Description

- Powers up to Eight (8) Duo and Trio Daisy Chain Units
- One (1) Nema Plug and One (1) Daisy Chain Plug
- 12 Amp System Rating
- 15 Amp Over-Current Protection

See Encompass Intro Section for Ordering Options, Pages 221-225

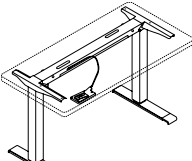
Item	Model No.	Width	Depth	Height	Ship Wt	Cubic Ft	List Price
 <p>DAISY CHAIN JUMPER CORD</p>	01-6JUMP 72" Long	72	-	-	1	0.2	\$ 217
	01-5JUMP 60" Long	60	-	-	1	0.2	\$ 205
	01-4JUMP 48" Long	48	-	-	1	0.2	\$ 173
	01-2JUMP 24" Long	24	-	-	1	0.2	\$ 159
<p>Description</p> <ul style="list-style-type: none"> • Connects Duo and Trio Daisy Chain Units • Non Sequential System Allows up to Eight (8) Modules to be Connected 							
 <p>TRIO VGA DATA PORT ACCESSORY</p>	01-LCOMVGA	-	-	-	-	-	\$ 88
<p>Description</p> <ul style="list-style-type: none"> • VGA Port for Trio Units 							
 <p>TRIO HDMI DATA PORT ACCESSORY</p>	01-LCOMHDMI	-	-	-	-	-	\$ 119
<p>Description</p> <ul style="list-style-type: none"> • HDMI Port for Trio Units 							
<p>Open Market Only</p>							
 <p>TRIO RJ45 DATA PORT ACCESSORY</p>	01-LCOMRJ45	-	-	-	-	-	\$ 57
<p>Description</p> <ul style="list-style-type: none"> • RJ45 Port for Trio Units 							
 <p>VESTA POWER CENTER</p>	01-PDCTR	10 ¾	12	28 ¼	14	2.5	\$ 1283
<p>Description</p> <ul style="list-style-type: none"> • Top Includes One (1) Power Outlet, Two (2) USB Ports and One (1) USBC Port; Base Includes Three (3) Outlet • Available in White • 120" Power Cord • Built with Weight Distribution for Optimal Stability • Base is 5" Tall 							
 <p>HEIGHT ADJUSTABLE WORKSTATION</p>	01-S2SBLK Black	35 ½	25	6-22	49	6.5	\$ 1087
<p>Description</p> <ul style="list-style-type: none"> • Height Adjustable • Weight Capacity: 35lbs • One-Handed Operation; Platforms Move Simultaneously • Keyboard Platform: 10 ½"D x 26 ¾"W • Worksurface: 21"D x 35 ½"W • Can be Used on Worksurface 24"D x 35"W 							

See Encompass Intro Section for Ordering Options, Pages 221-225

Item	Model No.		Width	Depth	Height	Ship Wt	Cubic Ft	List Price
HEIGHT ADJUSTABLE PNEUMATIC X-BASE 	Aluminum	Black						
	01-3232HAXBA	01-3232HAXBB	32	32	26-45¾	1	0.2	\$ 1244
	Maximum Round 42"							
	01-2626HAXBA	01-2626HAXBB	22	22	26-45¾	1	0.2	\$ 1220
	Maximum Round 36"							

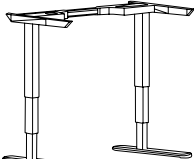
Description

- Tops Sold Separately (See Page 241)
- Some Assembly Required
- Pre-Drilled Boring Pattern may not Match Underside of Table Top

PNEUMATIC TABLE LIFT 	01-2448PLB	Black	48	22-28	26-46	24	3.0	\$ 3213
	01-2448PLS	Silver	48	22-28	26-46	24	3.0	\$ 3213
	01-2448PLW	White	48	22-28	26-46	24	3.0	\$ 3213

Description

- Feet Adjust from 22"-28"D to Accommodate 24"-30"D and 48"W Tops
- Height Adjustment with Undermount Level Pull
- Lifting Capacity (including worksurface): 143 lbs

ELECTRIC TABLE LIFT 	01-2234ELB	Black	36-84	22-30	23-49	24	3.0	\$ 2513
	01-2234ELS	Silver	36-84	22-30	23-49	24	3.0	\$ 2513
	01-2234ELW	White	36-84	22-30	23-49	24	3.0	\$ 2513

Description

- Standard with: 4-Memory Digital Keypad, 86" Power Cable
- Feet Adjust from 22"-28"D to Accommodate 24"- 30"D Tops
- Width Adjustment to fit 36"- 84"W Tops
- Anti-Collision Safety Feature, 3-Stage Electric Adjustable Base
- Lifting Capacity (including worksurface): 265 lbs

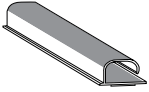
LINK 360 CABLE MANAGER 	01-0251LINKSLV	Silver	5 ¾"	3 ¾"	30-51	4	3.0	\$ 282
	01-0251LINKBLK	Black	5 ¾"	3 ¾"	30-51	4	3.0	\$ 255

Description

- Kit Includes: 50 Link 360™ elements, One (1) Quad Connector, One (1) Dumbbell Connector, and One (1) Foot Assembly with Two (2) Magnetic Clips
- Can Be Used For Height-Adjustable Mechanisms Up To 51" or Free-Standing Use

See Encompass Intro Section for Ordering Options, Pages 221-225

Item	Model No.	Width	Depth	Height	Ship Wt	Cubic Ft	List Price
WIRE CHANNEL	01-32125	24	1 5/8	1	.25	0.3	\$ 76



Description

- Available in Black
- Channels Attach with Two (2) Double-Sided Installation Tape
- Easily Attach to an Iconic Leg to Route Wires/Cords from the Top to the Floor
- Open J Channel for Easy Storage of Cables

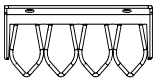
WIRE MANAGEMENT CHANNEL	01-WMGR4	16	1 1/2	1	1	-	\$ 84
-------------------------	----------	----	-------	---	---	---	-------



Description

- Set of Four (4) Black Plastic Wire Management Channels
- Snap Lock Channel
- Attaches with Adhesive Strips
- Ships via UPS Only

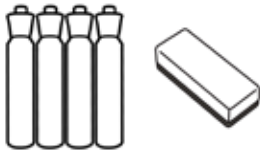
CABLE GRIP	01-WMGRCB	5 3/8	2 1/2	-	-	-	\$ 13
------------	-----------	-------	-------	---	---	---	-------



Description

- Under Surface Wire Management
- Black

MARKER AND ERASER SET	01-MRKRSETBL						\$ 90
	For Use with Black Marker Boards and Black Glass Doors						
	01-MRKRSETWH						\$ 90
	For Use with White Marker Boards and White Glass Doors						



Description

- (01-MRKRSETWH) May Also be Used with Dry Erase Doors and Boards
- Includes 4 Markers and an Eraser

MAGNET SET	01-MAGBL						\$ 82
	For Use with White Marker Boards						
	01-MAGWH						\$ 82
	For Use with Black Marker Boards						



Description

- Includes Set of Five (5) Magnets

ORDERING INFORMATION

All orders should be emailed to neworders@indianafurniture.com. Orders can be faxed to 812-482-9035 or mailed to:

Indiana Furniture
P.O. Box 270
1224 Mill Street
Jasper, IN 47547-0270

ORDER PROCEDURE

All orders must include purchase order number, billing address, ship-to address and phone number, and any special instructions.

When ordering casegoods or tables, give complete quantity, model number, finish and any other options.

When ordering seating, give complete quantity, model number, finish, fabric and any other options.

Within each series, an example of "How to Order" is illustrated at the beginning of each series section. For further clarification of order procedure, contact Customer Service.

PRICING

All prices shown are suggested retail prices F.O.B. Point of Origin, freight prepaid and allowed to one continental US destination. Prices, specifications and materials are subject to change without notice. Possession and/or distribution of this price list does not in itself constitute an offer to sell. Orders can be received only from authorized Indiana Furniture dealers. Orders will be billed at prices prevailing at time of shipment, unless acknowledged prior to the effective date of the price change, in which case billing will be at the price acknowledged.

ACKNOWLEDGMENT

All orders will be acknowledged promptly, showing how the order was entered, its approximate shipping date and other pertinent information. This acknowledgment is the final agreement between the customer and Indiana Furniture and is the exclusive statement of the terms thereof. Please examine this acknowledgment carefully and advise Indiana Furniture immediately of any discrepancies.

BUYER'S OBLIGATION: RIGHTS OF SELLER

If Indiana Furniture shall at any time doubt Buyer's financial responsibility, Indiana Furniture may decline to make shipments hereunder except upon receipt of cash payment in advance or security or other proof of responsibility satisfactory to Indiana Furniture. If buyer fails in any way to fulfill the terms and conditions set forth herein, Indiana Furniture may defer shipments until such default is corrected. Remedies provided herein shall be in addition to, and not in lieu of other remedies. Buyer agrees to abide by payment terms as listed on invoice. Buyer shall pay all reasonable costs and expenses, including attorney and collection fees, and late fees, incurred by Seller in connection with any amounts due for goods ordered.

CANCELLATIONS AND CHANGES

Due to immediate production on build-to-order items, all orders are considered firm and are not subject to cancellation or change without approval from Indiana Furniture. All approved changes are subject to additional charges and revised lead times.

PRODUCT DESIGN AND SPECIFICATION CHANGES

Indiana Furniture reserves the right to make changes in design and construction or discontinue products without prior notice.

REPAIR CHARGES

Indiana Furniture will only pay repair charges if Customer Service gives prior written authorization. No repair charge will be paid without advance approval at which time you will be issued a repair authorization number that will allow you to invoice Indiana Furniture for the completed work.

WAREHOUSE STORAGE CHARGES

If a shipment is held beyond 14 calendar days at your request, a **.067% per calendar day** (2% per month) storage charge will be assessed. The effective date will be 14 calendar days after the acknowledged ship date. Further, the prices applied to the order will be those in effect at the time of shipment.

DAMAGED MERCHANDISE

The consignee is responsible for filing claims with the carrier for damage and shortages. Claims for both obvious and concealed damage must be filed within 15 calendar days, and the damaged merchandise must not have been moved from the original receiving location. All damaged merchandise, including the cartons and packing materials, must be retained for inspection by either the carrier or by an Indiana Furniture Sales Representative. Indiana Furniture reserves the right to

select the most cost effective way to repair or replace the damaged item. Once you have notified the carrier, please contact Customer Service for further assistance.

Obvious Damage/Missing Cartons — Do not refuse merchandise damaged in transit. Indiana Furniture recommends the consignee inspect all merchandise upon arrival. If a shipment is received damaged or short, note all information on carrier's copy and your copy of freight bill and delivery receipt. Notify the delivering carrier and file a claim immediately. Pending the results of your claim, either Indiana Furniture or the carrier will cover 100% of the cost to repair or replace the damaged or missing item.

Concealed Damage — If concealed damage is discovered, notify the delivering carrier at once and request an inspection. This must be done within 15 calendar days of delivery. If the carrier will not perform the inspection, you should prepare an affidavit that you contacted them, noting the time and date, and that they failed to comply with your request. This, along with the other papers in your possession, will support the claim. Pending the results of your claim, the cost to repair or replace the item will be covered 1/3 by the carrier and 2/3 by Indiana Furniture for shipments less than a full truckload and 100% by Indiana Furniture for shipments of full truck loads.

RETURN MERCHANDISE

Merchandise will not be accepted for return without a RGA (Return Goods Authorization) issued by Indiana Furniture. We will consider issuing RGA's for the following reasons:

1. Manufacturing defect (inspected by Indiana Furniture representative)
2. Indiana Furniture order processing error
3. Shipping error
4. Mis-marked cartons
5. Duplicated shipments

If you have any questions as to whether your reason for return qualifies for consideration, please contact your Customer Service Representative. Merchandise must be returned within 60 days of the RGA issued date, or within 60 days upon receipt of replacement product to receive credit. Returns due to mis-marked cartons must also be returned in the original cartoning, with shipping labels intact, to receive credit.

All merchandise being returned must be properly packed and protected to ensure no further damage is incurred during transportation back to an Indiana Furniture facility. Upon receipt, all returned merchandise will be thoroughly inspected and the results compared to the reason for return stated on the RGA. Any discrepancies, such as additional damage, signs of usage, missing parts, etc., will result in an adjustment to the amount of credit issued.

DELIVERY AND FREIGHT CHARGES

All shipments are F.O.B. Point of Origin, Jasper, IN, freight prepaid and allowed dock to dock on 53' trailer. Ownership and responsibility of the merchandise becomes that of the buyer upon delivery to the freight company. Shipments into Alaska, Hawaii, Canada, Mexico, Puerto Rico and other exports are freight prepaid and allowed to port of exit.

Indiana Furniture reserves the right to select the most appropriate carrier and routing on all shipments. Indiana Furniture will attempt to accommodate requests for favored carriers and delivery times. Deliveries requested Monday through Thursday, after 3pm, will be assessed a \$300 per truck after hours fee. Deliveries requested after 3pm on Friday or on weekends, will be assessed a \$600 per truck weekend delivery fee.

Inside delivery and installation services are not included in the pricing shown. Any deviation from dock-to-dock delivery, such as but not limited to, non-dock, residential, or inside delivery must be specified on the order. Should these services be requested or required, all charges incurred will be charged to the "Sold To" of the order.

Shipments totaling less than \$1500 (net value, product only) will be assessed a small order fee of \$150 Net per shipment. This fee will be waived for items shipped via small package carriers.

BIFMA AND ANSI TESTING

Indiana Furniture is a member of the Business and Institutional Furniture Manufacturer's Association (BIFMA). Tests developed by the BIFMA and approved by the American National Standards Institute (ANSI) determine the strength and durability of casegoods and seating in its everyday use. Although this testing does not serve as a warranty or guarantee, Indiana Furniture products within this price list have been tested by an independent verifying body and meet or exceed applicable BIFMA and ANSI standards.

Subject to the limitations set forth in this warranty, Indiana Furniture Industries, Inc. (“**Indiana Furniture**”) warrants to the original purchaser all product in this price list (“**Product**”) to be free from defects in material and workmanship given normal use for a 12-year period from the date of manufacture. During the applicable warranty period, Indiana Furniture, as its sole obligation, will repair or replace (in Indiana Furniture’s sole discretion) any Product, part, or component covered by this warranty and sold after August 16, 2021, which fails under normal use as a result of a defect in material or workmanship. Normal use is defined as the equivalent of a single shift, 40-hour work week. Indiana Furniture will repair or replace the defective Product, part, or component with a comparable Product, part, or component.

Warranty periods are limited for certain Products and parts as follows:

12-year Warranty (from the date of manufacture)

- Seating Mechanisms
- Veneers
- Laminates
- Casters and Glides

7-year Warranty (from the date of shipment)

- Pneumatic Table Lift
- Electric Table Lift

5-year Warranty (from the date of manufacture)

- Triple Play Series
- Electrical Components
- Pneumatic Cylinders
- Textiles, Foam, and Decorative Trim
- Swivel Arm Pads
- Keyboard Kits
- Lighting
- All Height Adjustable Mechanisms

1-year Warranty (from date of shipment)

- ChargeSpots

THIS WARRANTY DOES NOT COVER:

- Damage caused by a carrier or third party
- Normal or routine wear and tear
- Appearance, durability, quality, behavior, colorfastness, or any other attribute of customer’s own materials or any non-standard Indiana Furniture material (including CF Stinson, Maharam, Momentum, Mayer, UltraFabrics, Architex, and other alliance programs) specified by the customer and applied to a Product
- Color, grain or texture of wood, laminate and other covering materials
- Changes in wood or fabric color due to aging or exposure to light

As the manufacturer of the Product, Indiana Furniture stands behind its craftsmanship and pledges to do everything it can to reasonably resolve, as quickly as possible, any problems you may have with the Product within the terms and conditions of this warranty.





If you encounter a defect covered by the foregoing warranty, contact the dealer from whom you purchased the Product. If the dealer is unable to resolve your warranty issues, you should contact Indiana Furniture. Please ensure that you have all of the pertinent facts when contacting the dealer or Indiana Furniture, including the model number and factory order number from the inspection label attached to the Product.

INDIANA FURNITURE IS NOT PROVIDING, AND SPECIFICALLY DISCLAIMS, ANY OTHER WARRANTIES FOR THE PRODUCTS, EXPRESS OR IMPLIED, INCLUDING ANY IMPLIED WARRANTY OF MERCHANTABILITY OR FITNESS FOR A PARTICULAR PURPOSE. INDIANA FURNITURE SHALL NOT BE LIABLE TO THE PURCHASER OR ANY THIRD PARTY FOR CONSEQUENTIAL, INCIDENTAL, INDIRECT, OR SPECIAL DAMAGES, INCLUDING, WITHOUT LIMITATION, DAMAGES ARISING OUT OF OR RESULTING IN ANY MALFUNCTIONS, DELAYS, LOSS OF PROFIT, INTERRUPTION OF BUSINESS, PERSONAL INJURY, BODILY INJURY, DEATH, DISMEMBERMENT, OR PROPERTY DAMAGE.

Indiana Furniture Industries, Inc.
Attn: Customer Service
1224 Mill Street, P.O. Box 270
Jasper, Indiana 47547-0270
800.422.5727
Fax 812.482.9035
custserv@indianafurniture.com

Surface Materials

Wood Finishes and Woodgrain, Solid, and 3D Laminates







					
Beigewood (BW) TFL, HPL, Seating*	Sugar Maple (SM) Veneer, TFL, HPL, Seating	Oak Riftwood (ORW) Veneer*, TFL, HPL, Seating*	Sunglow Walnut (SW) Veneer, Seating	Fawn Oak (FO) Veneer*, Seating*	Weathered Ash (WTA) Veneer*, TFL, HPL, Seating*
					
Smoky Brown Pear (SBP) Veneer, TFL, HPL, Seating*	Asian Night (AS) Veneer, TFL, HPL, Seating	Studio Teak (TK) TFL, HPL, Seating	Pinnacle Walnut (PNW) TFL, HPL, Seating	Tavern Teak (TT) Veneer, Seating*	Harvest Maple (HVM) Veneer, TFL, HPL, Seating*
					
Medium Oak (MO) Veneer*, Seating*	Golden Cherry (GC) Veneer, TFL, HPL, Seating	Legacy Walnut (LW) Veneer, Seating	Artisan Walnut (AW) Veneer, Seating	Shaker Cherry (SKC) Veneer, TFL, HPL, Seating	Select Cherry (SCH) Veneer, TFL, HPL, Seating
					
Williamsburg Cherry (WC) Veneer, TFL, HPL, Seating	Harvest Walnut (HW) Veneer, Seating	Dark Cherry (DC) Veneer, Seating	Mahogany Walnut (MW) Veneer, TFL, HPL, Seating	Columbian Walnut (CO) Veneer, TFL, HPL, Seating	Dark Forest Walnut (DFW) Veneer, Seating*
					
Espresso (EW/EF) Veneer, TFL, HPL, Seating	Designer White (WH) TFL, HPL, Seating	White Sand (WHS) TFL, HPL	Fashion Grey (FHG) TFL, HPL	Pepperdust (PPD) TFL, HPL	Slate Grey (SG) TFL, HPL
					
Black (BL) TFL, HPL, Seating	Pewter Mesh (PTM) HPL (training tables only)	Steel Mesh (STM) HPL (training tables only)	Matte White (WH3) 3D Laminate (Iconic Only)	Concrete (CR3) 3D Laminate (Iconic Only)	Matte Black (BL3) 3D Laminate (Iconic Only)
					
Enamel (ENL) HPL Accent (Iconic Only)	Blush (BSH) HPL Accent (Iconic Only)	First Kiss (FK) HPL Accent (Iconic Only)	Surfin USA (SUS) HPL Accent (Iconic Only)	Summer Vacation (SV) HPL Accent (Iconic Only)	

* Finish is Low Sheen







Frosted & High Gloss Acrylics

				
Frosted (FSTA)	White (WHA)	Wired Mercury (WMA)	Graphite (GPA)	Black (BLA)

Solid Surfaces

					
Snow White (SNW)	Pebble Beach (PE)	Sedona (SE)	Arroyo (AR)	Tundra (TN)	Starry Night (SN)

Metal Options

					
Oyster White (OYST)	Sugar Cookie (SUGC)	Aluminum (ALUM)	Chrome (CHRM)	Mist (MIST)	Black (BLK) / Noir (NOIR)

Colors represented are high-resolution reproductions and may vary slightly from the actual product. To order samples, please contact our Customer Service team or order online at www.indianafurniture.com. Graining and finish colors may vary yet will continue to complement, across Veneer, HPL, TFL, and Seating products due to the inherent differences of these materials.

Indiana[®] FURNITURE

1224 Mill Street
PO Box 270
Jasper, Indiana 47547-0270

Tel 812.482.5727
Toll 800.422.5727
Fax 812.482.9035
sales@indianafurniture.com
www.indianafurniture.com

Federal Classification: Small Business

©2021 Indiana Furniture 08/21

