

Aura™

Reception Collection

How to Order

MODEL NO.	DESCRIPTION
62-3672RSS	Finish JW
	Solid Surface Color PE
	Edge S1

All options must be labeled and specified.



Specifications



veneer

Exposed surfaces feature select grade sliced hardwood veneers in Cherry, Maple, American Black Walnut, or composite veneers of Walnut and Wenge. Veneers are carefully selected and matched to assure proper balance and consistency.

tops

Work surface tops are 3-ply balanced construction and 1½" thick with a self-edge. Transaction tops 1½" thick and 5-ply balanced construction in veneer or 3-ply balanced construction in laminate. Transaction tops in Cherry, Maple, and American Black Walnut have solid hardwood rims and are profiled on all sides with mitered corners. Transaction tops in Composite Walnut and Composite Wenge are edge-banded and have a self-edge on all sides. Grain runs left to right unless otherwise stated. Optional accent tops of ¾" glass with 2" silver standoffs are available. Transaction tops in solid surface materials are 1½" thick and available in 6 standard colors.

chassis construction

Tops and end panels are securely fastened using high quality European fastening systems to assure maximum strength. All units are equipped with heavy-duty, adjustable leveling glides to ensure proper leveling and compensation for uneven floors. All units have finished backs unless noted. All pedestals have wire management access from pedestal to kneespace.

drawers

All drawer fronts are standard with elegant veneer faces. Fronts are 3-ply construction ¾" thick and vertically matched in sets. Drawer interiors are constructed with wood grain vinyl wrapped sides, ½" thick. Box and file drawers have ¾" thick hardboard bottoms. Lateral file drawers feature ¼" thick bottoms for storage applications. 5-Sided drawer construction allows for easy removal of drawer fronts.

drawer suspensions

All drawers feature full extension, progressive action slides with precision steel ball bearings. Box and file drawers are tested for 100 lb capacity. Lateral files are tested for 150 lb capacity. All suspensions have a limited life-time warranty.

filing hardware

All file drawers are standard with filing systems designed to accommodate a variety of filing requirements. Modular component pedestals provide letter filing front to back and legal filing side to side. Lateral file drawers provide legal or letter filing front to back or side to side.

locking

All units with file drawers feature locking. All pedestals come with standard or optional locking. Locks are black or silver to match the pull selected. Removable lock cylinders allow units to be re-keyed at a later date if required. Units are shipped randomly keyed as standard. Lock cores match pull color.

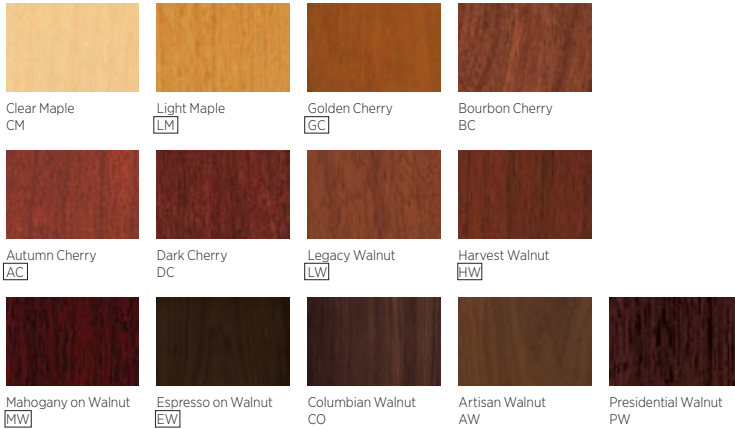
finish

Aura Reception features Ultra-Violet matte finish on all exposed surfaces by utilizing roll-coat UV technology. Our durable UVAdvantage® finish makes surfaces less likely to be damaged by abrasions, scratches, water, alcohol, stains, and common chemicals. Our UVAdvantage® finish magnifies the beauty of our wood finishes and reduces the darkening, aging, and yellowing process of wood furniture that naturally occurs over time. Once cured by UV lighting, our UVAdvantage® finish does not emit irritable toxins, formaldehyde, or solvents into the air creating a safe work environment within new furniture installations. This process has allowed us to achieve third party certification for Indoor Air Quality. Additionally our UVAdvantage® finish greatly reduces hazardous air pollutants which contribute to smog formation, and our UVAdvantage® finish is recaptured over and over again reducing waste materials. Automated production technology eliminates exposure to sprayed chemicals in our factories. High gloss UVAdvantage® finish available on request.

Modern Sophistication


Finish Options

WOOD VENEER (W) OR LAMINATE (P) TOPS – MUST SPECIFY




Available in High Pressure Laminate Tops. (P)

COMPOSITE VENEER (CV)




Note: Composite veneers are only available with the square (Y) profile.

Solid Surface Options (S)

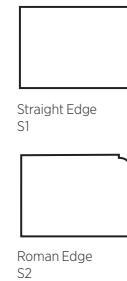


Edge Options

WOOD



SOLID SURFACE EDGES



Pull Options




COORDINATING PRODUCTS

Aura Reception offers options to coordinate with Madera, Gesso, Encompass, and Revolutions Casegoods and Aura Conference.

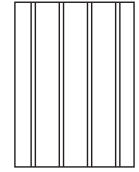
INTERIOR DRAWER DIMENSIONS

AURA 6200 INTERIOR DRAWER DIMENSIONS


Item	Drawers	W	L	D
62-2418PD1	Box	14 ⁹ / ₃₂	15 ¹ / ₈	3 ¹ / ₂
	File	14 ⁹ / ₃₂	15 ¹ / ₈	9 ¹ / ₄
62-2418PD2	File	14 ⁹ / ₃₂	15 ¹ / ₈	9 ¹ / ₄
62-2436LF1	Lat File	32 ⁹ / ₃₂	15 ¹ / ₁₆	9 ¹ / ₄
62-2430LF1	Lat File	26 ⁹ / ₃₂	15 ¹ / ₁₆	9 ¹ / ₄
62-2436MF1	Box	14 ⁹ / ₃₂	15 ¹ / ₈	3 ¹ / ₂
	File	14 ⁹ / ₃₂	15 ¹ / ₈	9 ¹ / ₄
	Lat File	32 ⁹ / ₃₂	15 ¹ / ₁₆	9 ¹ / ₄
62-2430MF1	Box	11 ²³ / ₃₂	16 ³ / ₁₆	3 ¹ / ₂
	File	11 ²³ / ₃₂	16 ³ / ₁₆	9 ¹ / ₄
	Lat File	26 ⁹ / ₃₂	15 ¹ / ₁₆	9 ¹ / ₄
62-1622CD	Center	19	15	1 ¹ / ₈

FILING CAPABILITIES
 $11 \frac{23}{32} \times 16 \frac{3}{16}$


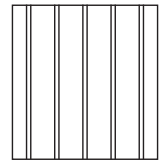
Letter Front to Back



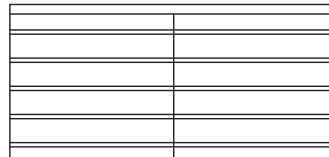
Legal Side to Side

 $14 \frac{9}{32} \times 15 \frac{1}{8}$


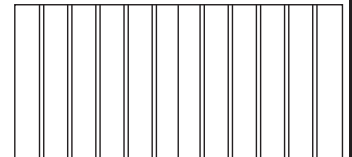
Letter Front to Back



Legal Side to Side

 $32 \frac{9}{32} \times 15 \frac{1}{16}$


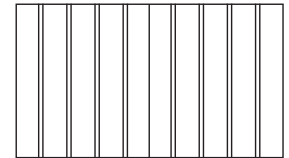
2 Rows Letter Front to Back



1 Row Legal Side to Side

 $26 \frac{9}{32} \times 15 \frac{1}{16}$


2 Rows Letter Front to Back



1 Row Legal Side to Side

GROMMET LOCATIONS

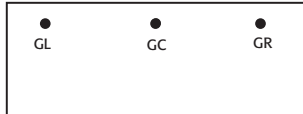
Add upcharge of \$47 list for each grommet.

Specify grommet locations.

- GL - Grommet Left
- GC - Grommet Center
- GR - Grommet Right

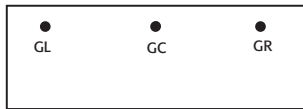
Example: 62-3672RS-GL (Grommet Left)

Grommets may be ordered in non-standard locations.
 Please attach a drawing to the purchase order showing the location of the grommet.



62-3696RSS/RS
 62-3690RSS/RS
 62-3684RSS/RS
 62-3678RSS/RS
 62-3672RSS/RS
 62-3666RSS/RS
 62-3660RSS/RS

GL/GR - 6" from ends, 32 ³/₈" from user side.
 GC - 32 ³/₈" from user side.




62-3096RSS/RS
 62-3090RSS/RS
 62-3084RSS/RS
 62-3078RSS/RS
 62-3072RSS/RS
 62-3066RSS/RS
 62-3060RSS/RS

GL/GR - 6" from ends, 26 ³/₈" from user side.
 GC - 26 ³/₈" from user side.



62-2560RSLF/RSRF
 62-2554RSLF/RSRF
 62-2548RSLF/RSRF
 62-2442RSLF/RSRF
 62-2436RSLF/RSRF

GL/GR - 6" from ends, 20" from user side.
 GC - 20" from user side.

Item	Model No.	W	D	H	K	R	Ship Wt	Cubic Ft	List Price
RECEPTION STATION DESK SHELL SOLID SURFACE TRANSACTION TOP 	62-3696RSS	98	39	42	93 3/4	3	389	108.0	W \$ 5632 CV\$ 6079
	62-3690RSS	92	39	42	87 3/4	3	367	101.0	W \$ 5295 CV\$ 5766
	62-3684RSS	86	39	42	81 3/4	3	345	93.0	W \$ 5083 CV\$ 5518
	62-3678RSS	80	39	42	75 3/4	3	315	90.0	W \$ 4864 CV\$ 5284
	62-3672RSS	74	39	42	69 3/4	3	301	77.0	W \$ 4546 CV\$ 4989
	62-3666RSS	68	39	42	63 3/4	3	279	72.0	W \$ 4348 CV\$ 4775
	62-3660RSS	62	39	42	57 3/4	3	250	65.0	W \$ 4182 CV\$ 4541
	62-3096RSS	98	33	42	93 3/4	3	329	108.0	W \$ 5407 CV\$ 5850
	62-3090RSS	92	33	42	87 3/4	3	311	101.0	W \$ 5076 CV\$ 5540
	62-3084RSS	86	33	42	81 3/4	3	293	93.0	W \$ 4877 CV\$ 5300
	62-3078RSS	80	33	42	75 3/4	3	267	90.0	W \$ 4664 CV\$ 5072
	62-3072RSS	74	33	42	69 3/4	3	256	77.0	W \$ 4366 CV\$ 4785
	62-3066RSS	68	33	42	63 3/4	3	237	72.0	W \$ 4175 CV\$ 4582
	62-3060RSS	62	33	42	57 3/4	3	213	65.0	W \$ 4004 CV\$ 4409

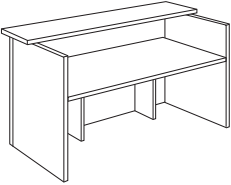
Description

- Shell Desk with 12" Solid Surface Transaction Top
- Transaction Top Profiled on 4 Sides
- Optional Contrasting Overlay Panel for Approach Modesty, See Page 155

For ordering options, see back of Aura Identification card at the beginning of section.

For grommet options, see page 152.

For Tackboards, see page 163.

Item	Model No.	W	D	H	K	R	Ship Wt	Cubic Ft	List Price
RECEPTION STATION DESK SHELL TRANSACTION TOP 	62-3696RS	98	39	42	93 3/4	3	359	108.0	W \$ 3905 P \$ 3871 CV\$ 4233
	62-3690RS	92	39	42	87 3/4	3	337	101.0	W \$ 3707 P \$ 3666 CV\$ 4141
	62-3684RS	86	39	42	81 3/4	3	315	93.0	W \$ 3607 P \$ 3560 CV\$ 3979
	62-3678RS	80	39	42	75 3/4	3	285	90.0	W \$ 3424 P \$ 3419 CV\$ 3848
	62-3672RS	74	39	42	69 3/4	3	271	77.0	W \$ 3301 P \$ 3256 CV\$ 3641
	62-3666RS	68	39	42	63 3/4	3	249	72.0	W \$ 3168 P \$ 3104 CV\$ 3529
	62-3660RS	62	39	42	57 3/4	3	220	65.0	W \$ 3094 P \$ 3036 CV\$ 3389
	62-3096RS	98	33	42	93 3/4	3	299	108.0	W \$ 3633 P \$ 3590 CV\$ 3940
	62-3090RS	92	33	42	87 3/4	3	281	101.0	W \$ 3438 P \$ 3392 CV\$ 3866
	62-3084RS	86	33	42	81 3/4	3	263	93.0	W \$ 3353 P \$ 3301 CV\$ 3702
	62-3078RS	80	33	42	75 3/4	3	237	90.0	W \$ 3235 P \$ 3171 CV\$ 3579
	62-3072RS	74	33	42	69 3/4	3	226	77.0	W \$ 3093 P \$ 3051 CV\$ 3404
	62-3066RS	68	33	42	63 3/4	3	207	72.0	W \$ 2972 P \$ 2903 CV\$ 3305
	62-3060RS	62	33	42	57 3/4	3	183	65.0	W \$ 2892 P \$ 2832 CV\$ 3175

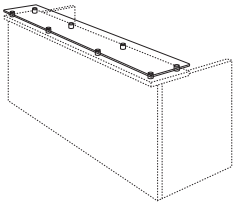
Description

- Shell Desk with 12" Wood Veneer or Laminate Transaction Top
- Transaction Top Profiled on 4 Sides
- Worksurface Available Only in Veneer
- Optional Contrasting Overlay Panel for Approach Modesty, See Page 155
- Optional Glass Transaction Top, See Page 155

For ordering options, see back of Aura Identification card at the beginning of section.

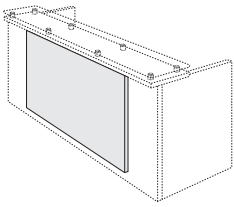
For grommet options, see page 152.

For Tackboards, see page 163.

Item	Model No.	W	D	H	K	R	Ship Wt	Cubic Ft	List Price
OPTIONAL GLASS TRANSACTION TOP FOR DESK SHELLS 	62-96SOG	98	12	3/8	-	-	-	-	\$ 1960
	62-90SOG	92	12	3/8	-	-	-	-	\$ 1927
	62-84SOG	86	12	3/8	-	-	-	-	\$ 1892
	62-78SOG	80	12	3/8	-	-	-	-	\$ 1628
	62-72SOG	74	12	3/8	-	-	-	-	\$ 1593
	62-66SOG	68	12	3/8	-	-	-	-	\$ 1560
	62-60SOG	62	12	3/8	-	-	-	-	\$ 1529

Description

- For Desks With Veneer or Laminate Transaction Tops
- Glass Top with 2" Silver Standoff
- Must be Field Installed
- Only Available on Bullnose, Tri-Round, Flute, Square, or Tail Edge Tops

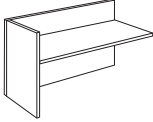
OPTIONAL MODESTY PANEL OVERLAY FOR DESK SHELLS 	62-OV96	72	1	37 1/2	-	-	-	-	\$ 598
	62-OV90	66	1	37 1/2	-	-	-	-	\$ 565
	62-OV84	60	1	37 1/2	-	-	-	-	\$ 526
	62-OV78	54	1	37 1/2	-	-	-	-	\$ 479
	62-OV72	48	1	37 1/2	-	-	-	-	\$ 431
	62-OV66	42	1	37 1/2	-	-	-	-	\$ 394
	62-OV60	36	1	37 1/2	-	-	-	-	\$ 341

Description

- Veneer Finishes, White, or Sugar Cookie Painted Accent Panel Creates Contemporary Modern Style
- Ships Factory Installed on Corresponding Width Reception Station Desk Shells

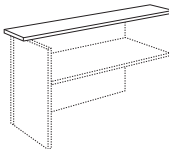
For ordering options, see back of Aura Identification card at the beginning of section.

For grommet options, see page 152.

Item	Model No.	W	D	H	K	R	Ship Wt	Cubic Ft	List Price	
RECEPTION STATION RETURN SHELL 	Left Return	Right Return								
	62-2560RSLF	62-2560RSRF	60	25 3/8	40 1/2	58 13/16	-	139	39.0	W \$ 1569 CV\$ 1834
	62-2554RSLF	62-2554RSRF	54	25 3/8	40 1/2	52 13/16	-	125	35.0	W \$ 1492 CV\$ 1757
	62-2548RSLF	62-2548RSRF	48	25 3/8	40 1/2	46 13/16	-	116	32.0	W \$ 1373 CV\$ 1632
	62-2542RSLF	62-2542RSRF	42	25 3/8	40 1/2	40 13/16	-	102	30.0	W \$ 1308 CV\$ 1572
	62-2536RSLF	62-2536RSRF	36	25 3/8	40 1/2	34 13/16	-	87	26.0	W \$ 1223 CV\$ 1446

Description

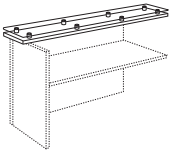
- Return Shell
- Grain Runs Front to Back on Worksurface

Item	Model No.	W	D	H	K	R	Ship Wt	Cubic Ft	List Price	
RETURN TRANSACTION TOP 	62-1288RTP	88	12	1 5/32	-	-	45	3.5	W \$ 908 P \$ 855 CV\$ 926	
	For Use with 36" Desks and 60" Returns									
	62-1282RTP	82	12	1 5/32	-	-	42	2.9	W \$ 880 P \$ 836 CV\$ 912	
	For Use with 36" Desks and 54" Returns or 30" Desks and 60" Returns									
	62-1276RTP	76	12	1 5/32	-	-	39	2.7	W \$ 852 P \$ 792 CV\$ 876	
	For Use with 36" Desks and 48" Returns or 30" Desks and 54" Returns									
	62-1270RTP	70	12	1 5/32	-	-	36	2.5	W \$ 814 P \$ 755 CV\$ 864	
For Use with 36" Desks and 42" Returns or 30" Desks and 48" Returns										
62-1264RTP	64	12	1 5/32	-	-	33	2.3	W \$ 767 P \$ 725 CV\$ 831		
For Use with 36" Desks and 36" Returns or 30" Desks and 42" Returns										
62-1258RTP	58	12	1 5/32	-	-	30	2.1	W \$ 743 P \$ 705 CV\$ 817		
For Use with 30" Desks and 36" Returns										

Description

- Transaction Top for Use on the Return Shell
- Profiled on 4 Sides with Reverse Shape on Joining End
- Grain Runs Front to Back on Veneer Worksurface
- Optional Glass Transaction Top Sold on Page 157

For ordering options, see back of Aura Identification card at the beginning of section.

Item	Model No.	W	D	H	K	R	Ship Wt	Cubic Ft	List Price
OPTIONAL GLASS TRANSACTION TOP FOR RETURN SHELLS WITH WOOD TRANSACTION TOPS 	62-88SOG	88	12	3/8	-	-	-	-	\$ 1909
	62-82SOG	82	12	3/8	-	-	-	-	\$ 1857
	62-76SOG	76	12	3/8	-	-	-	-	\$ 1607
	62-70SOG	70	12	3/8	-	-	-	-	\$ 1571
	62-64SOG	64	12	3/8	-	-	-	-	\$ 1536
	62-58SOG	58	12	3/8	-	-	-	-	\$ 1502

Description

- Glass Top with 2" Silver Standoff
- Field Installed on Corresponding Width Return Risers
- Only Available on Bullnose, Tri-Round, Flute, Square, or Tail Edge Tops

COMPONENT PEDESTAL BOX/BOX/FILE 	62-2418PD1	18	24	28 1/4	-	-	82	9.4	W \$ 1632 CV\$ 1652
---	------------	----	----	--------	---	---	----	-----	------------------------

Description

- Box/Box/File Legal Width Pedestal
- File Drawer Provides Legal or Letter Filing
- Locking

Options: Specify & Add

WMENDS	Optional Wire Management Ends	\$	98
--------	-------------------------------	----	----

COMPONENT PEDESTAL FILE/FILE 	62-2418PD2	18	24	28 1/4	-	-	82	9.4	W \$ 1632 CV\$ 1652
---	------------	----	----	--------	---	---	----	-----	------------------------

Description

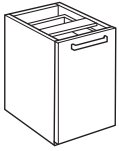
- File/File Legal Width Pedestal
- File Drawers Provide Legal or Letter Filing
- Locking

Options: Specify & Add

WMENDS	Optional Wire Management Ends	\$	98
--------	-------------------------------	----	----

For ordering options, see back of Aura Identification card at the beginning of section.

Item	Model No.	W	D	H	K	R	Ship Wt	Cubic Ft	List Price
COMPONENT PEDESTAL DOOR BOOKCASE	Hinged Left								
	Hinged Right								
	62-2418PD4L	18	24	28 1/4	-	-	82	9.4	W \$ 1494 CV\$ 1526

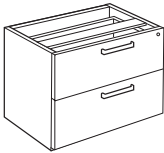

Description

- Adjustable 12" Shelf Behind Door
- Locking

Options: Specify & Add

WMENDS	Optional Wire Management Ends	\$ 98
--------	-------------------------------	-------

COMPONENT PEDESTAL LATERAL FILE	62-2436LF1	36	24	28 1/4	-	-	143	17.2	W \$ 2070 CV\$ 2418
	62-2430LF1	30	24	28 1/4	-	-	119	14.4	W \$ 2039 CV\$ 2104

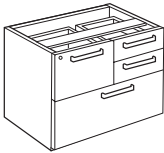

Description

- Two Lateral File Drawer Pedestal
- Drawers Provide Legal or Letter Filing
- Locking

Options: Specify & Add

WMENDS	Optional Wire Management Ends	\$ 98
--------	-------------------------------	-------

COMPONENT PEDESTAL MULTI- FILE	62-2436MF1	36	24	28 1/4	-	-	143	17.2	W \$ 2549 CV\$ 2660
	62-2430MF1	30	24	28 1/4	-	-	119	14.4	W \$ 2512 CV\$ 2588


Description

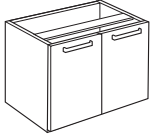
- Box/Box/File Over Lateral File Pedestal
- File Drawers Provide Legal or Letter Filing
- Locking File Drawers

Options: Specify & Add

WMENDS	Optional Wire Management Ends	\$ 98
--------	-------------------------------	-------

For ordering options, see back of Aura Identification card at the beginning of section.

Item	Model No.	W	D	H	K	R	Ship Wt	Cubic Ft	List Price
COMPONENT PEDESTAL DOUBLE DOOR BOOKCASE	62-2436DB	36	24	28 1/4	-	-	145	17.2	W \$ 1886 CV\$ 2012
	62-2430DB	30	24	28 1/4	-	-	105	14.4	W \$ 1815 CV\$ 1903

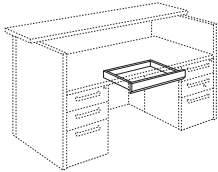

Description

- Adjustable 12" Shelf Behind Doors
- Optional Locking

Options: Specify & Add

LKT	Optional Locking	\$	42
WMENDS	Optional Wire Management Ends	\$	98

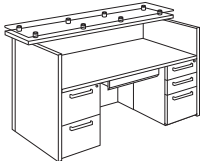
CENTER DRAWER	62-1622CD	22	16	2 3/4	-	-	7	1.4	\$ 203
---------------	-----------	----	----	-------	---	---	---	-----	--------


Description

- Attaches Under Worksurfaces
- Built in Pen Tray
- Field Installed Only
- Not Available in Composite Veneers

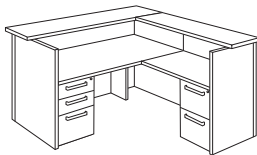
For ordering options, see back of Aura Identification card at the beginning of section.

Item	Model No.	W	D	H	K	R	Ship Wt	Cubic Ft	List Price
RECEPTION DESK DOUBLE PEDESTAL	62-1	74	39	42	-	-	472	97.2	W \$ 8361 P \$ 8316 CV\$ 8741



Consists of:	Qty								
62-3672RS	1	• Reception Station Shell							W \$ 3301 P \$ 3256 CV\$ 3641
62-72SOG	1	• Optional Glass Top							\$ 1593
62-2418PD1	1	• Component Pedestal Box/Box/File							W \$ 1632 CV\$ 1652
62-2418PD2	1	• Component Pedestal File/File							W \$ 1632 CV\$ 1652
62-1622CD	1	• Center Drawer							\$ 203

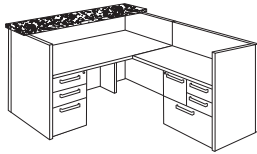
RECEPTION STATION L-GROUP	62-2	80	82	42	-	-	587	141.3	W \$ 8810 P \$ 8746 CV\$ 9588
------------------------------	------	----	----	----	---	---	-----	-------	-------------------------------------



Consists of:	Qty								
62-3678RS	1	• Reception Station Shell							W \$ 3424 P \$ 3419 CV\$ 3848
62-2418PD1	1	• Component Pedestal Box/Box/File							W \$ 1632 CV\$ 1652
62-2542RSRF	1	• Reception Station Return Shell							W \$ 1308 CV\$ 1572
62-1270RTP	1	• Return Shell Transaction Top							W \$ 814 P \$ 755 CV\$ 864
62-2418PD2	1	• Component Pedestal File/File							W \$ 1632 CV\$ 1652

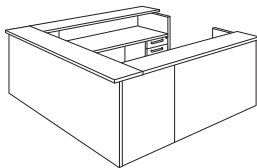
For ordering options, see back of Aura Identification card at the beginning of section.

Item	Model No.	W	D	H	K	R	Ship Wt	Cubic Ft	List Price
RECEPTION STATION L-GROUP	62-3	74	100	42	-	-	665	142.6	W \$ 10296 CV\$ 11135



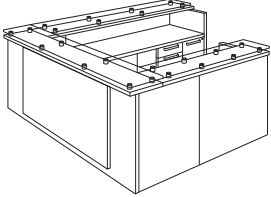
Consists of:	Qty			
62-3672RSS	1	• Reception Station Shell Solid Surface Top	W \$ 4546 CV\$ 4989	
62-2418PD1	1	• Component Pedestal Box/Box/File	W \$ 1632 CV\$ 1652	
62-2560RSRF	1	• Reception Station Return Shell	W \$ 1569 CV\$ 1834	
62-2436MF1	1	• Component Pedestal Multi-File	W \$ 2549 CV\$ 2660	

RECEPTION STATION U-GROUP	62-4	86	88	42	-	-	755	187.2	W \$ 11305 P \$ 11133 CV\$ 12272
------------------------------	------	----	----	----	---	---	-----	-------	--



Consists of:	Qty			
62-3084RS	1	• Reception Station Shell	W \$ 3353 P \$ 3301 CV\$ 3702	
62-2554RSLF	1	• Reception Station Left Return Shell	W \$ 1492 CV\$ 1757	
62-2554RSRF	1	• Reception Station Right Return Shell	W \$ 1492 CV\$ 1757	
62-1276RTP	2	• Transaction Riser for Return Shell	W \$ 1704 P \$ 1584 CV\$ 1752	
62-2418PD1	1	• Component Pedestal Box/Box/File	W \$ 1632 CV\$ 1652	
62-2418PD2	1	• Component Pedestal File/File	W \$ 1632 CV\$ 1652	

For ordering options, see back of Aura Identification card at the beginning of section.

Item	Model No.	W	D	H	K	R	Ship Wt	Cubic Ft	List Price
RECEPTION STATION J-GROUP	62-5	86	94	42	-	-	804	193.8	W \$ 17608 P \$ 17470 CV\$ 18712
	Consists of:	Qty							
	62-3084RS	1	• Reception Station Shell						W \$ 3353 P \$ 3301 CV\$ 3702
	62-84SOG	1	• Optional Glass Top						\$ 1892
	62-2542RSLF	1	• Reception Station Left Return Shell						W \$ 1308 CV\$ 1572
	62-2560RSRF	1	• Reception Station Right Return Shell						W \$ 1308 CV\$ 1572
	62-2418PD1	1	• Component Pedestal Box/Box/File						W \$ 1632 CV\$ 1652
	62-2436MF1	1	• Component Pedestal Multi-File						W \$ 2549 CV\$ 2660
	62-1264RTP	1	• Transaction Riser for Return Shell						W \$ 767 P \$ 725 CV\$ 831
	62-64SOG	1	• Optional Glass Top						\$ 1536
	62-1282RTP	1	• Transaction Riser for Return Shell						W \$ 880 P \$ 836 CV\$ 912
	62-82SOG	1	• Optional Glass Top						\$ 1857
	62-OV84	1	• Modesty Panel Overlay						\$ 526

For ordering options, see back of Aura Identification card at the beginning of section.

TACKBOARDS: RECEPTION DESK SHELL ONLY - 9" TALL

Size	Model #	COM ydg	COM, Grade 1, 2 or 3 List Price	Grade 4 List Price	Grade 5 List Price	Grade 6 List Price	Grade 7 List Price	Grade 8 List Price	Grade 9 List Price	Grade 10 List Price
60"	TB-6260	1.75	\$ 133	\$ 287	\$ 357	\$ 434	\$ 536	\$ 644	\$ 774	\$ 921
66"	TB-6266	2.00	\$ 143	\$ 319	\$ 399	\$ 487	\$ 603	\$ 727	\$ 875	\$ 1043
72"	TB-6272	2.25	\$ 156	\$ 354	\$ 444	\$ 543	\$ 674	\$ 813	\$ 980	\$ 1169
78"	TB-6278	2.50	\$ 190	\$ 410	\$ 510	\$ 620	\$ 765	\$ 920	\$ 1105	\$ 1315
84"	TB-6284	2.50	\$ 194	\$ 414	\$ 514	\$ 624	\$ 769	\$ 924	\$ 1109	\$ 1319
90"	TB-6290	2.75	\$ 205	\$ 447	\$ 557	\$ 678	\$ 838	\$ 1008	\$ 1212	\$ 1443
96"	TB-6296	3.00	\$ 215	\$ 479	\$ 599	\$ 731	\$ 905	\$ 1091	\$ 1313	\$ 1565