

W WIND TABLES

WIND TABLES

MODEL#

DIMENSIONS

FREIGHT CLASS

WT/LBS.

CUBIC FT.

LIST PRICE

D x W x H

Notes:

- Wind tables complement the modern decor of many offices.
- Legs are standard in Chrome. Tungsten (**TUN**) and Charcoal (**CHR**) finishes are available at no upcharge.
- Table tops are available in two different finishes; MDF tops feature a refined edge with a rounded triangular profile and Epoxy finish. Available in Charcoal (**CHR**) or White (**WHT**). Please Specify.

- Laminate tops are offered in the following finishes to coordinate with Global casegoods and wood seating:

ACJ	Absolute Acajou	HGT	Hayden Grey
ASN	Asian Night	QTM	Quartered Mahogany
AWC	Avant Cherry	SKC	Shaker Cherry
AWH	Avant Honey	SOG	Storm Grey
BLK	Black	TFW	Tiger Fruitwood
BRC	Brushed Cobalt	TMP	Tiger Maple
CMB	Clear Maple	TWL	Tiger Walnut
DES	Dark Espresso	WHE	Walnut Heights
DWT	Designer White	WHC	White Chocolate*
GRY	Grey	WCR	Winter Cherry
		WGY	Willow Grey

* textured, HP non-textured, top only

- Table tops are available in high pressure laminate at a 20% upcharge.



Square Corner Table

3356	24 x 24 x 17	250	30	11.50	\$806
(MDF top)					

3366	24 x 24 x 17	250	36	11.50	\$634
(laminate top)					

Steel tubular base in Chrome finish. Tops are available with an mdf or laminate finish. MDF tops feature a refined edge with a rounded triangular profile and an epoxy finish.



Rectangular Coffee Table

3357	20 x 48 x 15	250	43	16	\$1048
(MDF top)					

3367	20 x 48 x 15	250	52	16	\$839
(laminate top)					

Steel tubular base in Chrome finish. Tops are available with an mdf or laminate finish. MDF tops feature a refined edge with a rounded triangular profile and an epoxy finish.



Square Coffee Table

3358	36 x 36 x 15	250	54	22	\$1329
(MDF top)					

3368	36 x 36 x 15	250	66	22	\$1137
(laminate top)					

Steel tubular base in Chrome finish. Tops are available with an mdf or laminate finish. MDF tops feature a refined edge with a rounded triangular profile and an epoxy finish.



Round Corner Table

3860	24 x 24 x 17	250	30	11.50	\$1001
(MDF top)					

3870	24 x 24 x 17	250	35	11.50	\$695
(laminate top)					





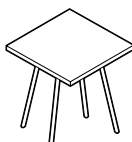

Steel tubular base in Chrome finish. Tops are available with an mdf or laminate finish. MDF tops feature a refined edge with a rounded triangular profile and an epoxy finish.

Required Specifications

Finish

Optional Specifications

Leg finish

WIND TABLES	MODEL#	DIMENSIONS	FREIGHT CLASS	WT/LBS.	CUBIC FT.	LIST PRICE
 <p>Round Coffee Table</p>	D x W x H					
	3861 (MDF top)	36 x 36 x 15	250	52	22	\$1461
	3871 (laminated top)	36 x 36 x 15	250	57	22	\$1023
Steel tubular base in Chrome finish. Tops are available with an mdf or laminate finish. MDF tops feature a refined edge with a rounded triangular profile and an epoxy finish.						
 <p>Round Meeting/Dining Table - 30" dia.</p>	3862 (MDF top)	30 x 30 x 29.5	125	57	8.75	\$1525
	3872 (laminated top)	30 x 30 x 29.5	125	62	8.75	\$1171
Steel tubular base in Chrome finish. Tops are available with an mdf or laminate finish. MDF tops feature a refined edge with a rounded triangular profile and an epoxy finish.						
 <p>Round Meeting/Dining Table - 36" dia.</p>	3863 (MDF top)	36 x 36 x 29.5	150	62	11.50	\$1805
	3873 (laminated top)	36 x 36 x 29.5	150	67	11.50	\$1412
Steel tubular base in Chrome finish. Tops are available with an mdf or laminate finish. MDF tops feature a refined edge with a rounded triangular profile and an epoxy finish.						
 <p>Round Meeting/Dining Table - 42" dia.</p>	3864 (MDF top)	42 x 42 x 29.5	150	67	15	\$2296
	3874 (laminated top)	42 x 42 x 29.5	150	72	15	\$1599
Steel tubular base in Chrome finish. Tops are available with an mdf or laminate finish. MDF tops feature a refined edge with a rounded triangular profile and an epoxy finish.						
 <p>Square Meeting/Dining Table - 30"</p>	3865 (MDF top)	30 x 30 x 29.5	150	57	11.50	\$1636
	3875 (laminated top)	30 x 30 x 29.5	150	62	11.50	\$1284
Steel tubular base in Chrome finish. Tops are available with an mdf or laminate finish. MDF tops feature a refined edge with a rounded triangular profile and an epoxy finish.						
 <p>Square Meeting/Dining Table - 36"</p>	3866 (MDF top)	36 x 36 x 29.5	150	62	15	\$1824
	3876 (laminated top)	36 x 36 x 29.5	150	67	15	\$1431
Steel tubular base in Chrome finish. Tops are available with an mdf or laminate finish. MDF tops feature a refined edge with a rounded triangular profile and an epoxy finish.						


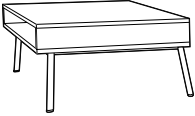
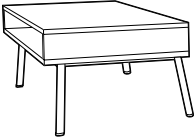

Required Specifications

Finish

Optional Specifications

Leg finish

W WIND TABLES

WIND TABLES	MODEL#	DIMENSIONS D x W x H	FREIGHT CLASS	WT/LBS.	CUBIC FT.	LIST PRICE
 <p>Square Meeting/Dining Table - 42"</p>	3867 (MDF top)	42 x 42 x 29.5	250	67	17.75	\$2356
	3877 (laminated top)	42 x 42 x 29.5	150	72	17.75	\$1611
Steel tubular base in Chrome finish. Tops are available with an mdf or laminate finish. MDF tops feature a refined edge with a rounded triangular profile and an epoxy finish.						
 <p>Freestanding Rectangular End Table</p>	3878	25 x 20 x 16	250	38	11.50	\$909
	Steel tubular base in Chrome finish. Laminate top is 5" thick with opening on front for storage and visual recess at rear. Shipped assembled in 1 carton.					
 <p>Freestanding Corner Table</p>	3879	25 x 25 x 16	250	40	11.50	\$991
	Steel tubular base in Chrome finish. Laminate top is 5" thick with opening on front for storage and visual recess at rear. Shipped assembled in 1 carton.					
 <p>Freestanding Coffee Table</p>	3880	54 x 20 x 15	250	52	16	\$1106
	Steel tubular base in Chrome finish. Laminate top is 5" thick with opening on front for storage and visual recess at rear. Shipped assembled in 1 carton.					

Required Specifications
Finish

Optional Specifications
Leg finish