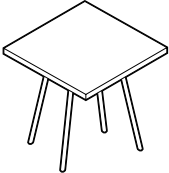


DESCRIPTION	FEATURES	MODEL#	STANDARD FABRIC GRADES												
			1	2	3	4	5	6	7	8	9	10	11	12	
 <p><b>Square Meeting/Dining Table 42"</b> COM Yardage: N/A Freight Class: 250 Product Weight (lbs.): 67 Cubic Feet Per Carton: 17.75</p>		<b>3867</b>	2356	-	-	-	-	-	-	-	-	-	-	-	-
			<b>3877</b>	1611	-	-	-	-	-	-	-	-	-	-	-
			<b>OVERALL DIMENSIONS</b>			<b>SEAT DIMENSIONS</b>			<b>BACK DIMENSIONS</b>						
			<b>W</b>	<b>D</b>	<b>H</b>	<b>W</b>	<b>D</b>	<b>H</b>	<b>W</b>	<b>H</b>					
			42	42	29.5	-	-	-	-	-					
			<b>RTA 2</b>												

## WIND™ LINEAR



models 3363R and 3363L with 3882 bridge table, 3360 table attaching bracket kit and two 3380 coffee tables

### STANDARD FEATURES

- Wind Linear is an extension of the Wind lounge series with an emphasis on expansive, clean lines.
- This modular furniture series includes single arm and armless sofas, benches, bridges and tables
- Furniture components, both seating or tables, can be used as stand alone or linked together with a bracket to create infinite configurations.
- Chair and table legs are standard in Chrome.
- There are no caster options for the Wind Linear series.
- Wind Linear tables complement the modern decor of many offices.
- Table 'bridges' can mount outside or in-between seats to accommodate various work and collaborative settings. Requires table attaching bracket kit (3360).
- Please note Bridge End Table (model 3882) is only to be used with Chairs and/or Sofa models. Not usable with Bench or Ottoman Models.
- Please note Bridge Table (model 3384) is only to be used with Bench models 3361B and/or Ottoman models 3363B.

### OPTIONAL FEATURES

- Tables are available in Laminate tops, offered in the following laminate finishes: Absolute Acajou (ACJ), Asian Night (ASN), Avant Cherry (AWC), Avant Honey (AWH), Black (BLK), Brushed Cobalt (BRC), Dark Espresso (DES), Grey (GRY), Hayden Grey (Taupe) (HGT), Quartered Mahogany (QTM), Shaker Cherry (SKC), Storm Grey (SOG), Tiger Fruitwood (TFW), Tiger Maple (TMP), Tiger Walnut (TWL), White Chocolate (WHC), Willow Grey (WGY), and Winter Cherry (WCR). Please Specify.
- Table tops are available in high pressure laminate at an upcharge. Add 20%.
- Chair and Table legs are available in Tungsten (TUN), Charcoal (CHR) and Black (BLK) finishes at no up charge.

## SAMPLE LAYOUTS

### Layout A



Qty	Model Number	Description	Dimensions	List Price
1	<b>3361R</b>	Single Seater - Right Arm	39.5 x 29 x 28.5	1837
1	<b>3361L</b>	Single Seater - Left Arm	39.5 x 29 x 28.5	1837
1	<b>3363NA</b>	Single Sofa - Armless	72 x 29 x 28.5	2448
1	<b>3881R</b>	Bridge Corner Table - Right	25 x 25 x 12	1187
1	<b>3881L</b>	Bridge Corner Table - Left	25 x 25 x 12	1187
2	<b>3360</b>	Table Bracket Kit - 1 Kit per table		130 x 2

**SAMPLE LAYOUT TOTAL IN STANDARD BLACK FRAME**

**8756**

### Layout B

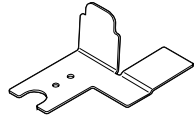


Qty	Model Number	Description	Dimensions	List Price
1	<b>3361R</b>	Single Seater - Right Arm	39.5 x 29 x 28.5	1837
1	<b>3361L</b>	Single Seater - Left Arm	39.5 x 29 x 28.5	1837
1	<b>3361NA</b>	Single Seater - Armless	36.5 x 29 x 28.5	1624
2	<b>3882</b>	Bridge End Table	25 x 20 x 12	647 x 2
2	<b>3360</b>	Table Bracket Kit - 1 Kit per table		130 x 2

**SAMPLE LAYOUT TOTAL IN STANDARD BLACK FRAME**

**6852**

DESCRIPTION FEATURES MODEL# STANDARD FABRIC GRADES



**Table Bracket Kit**

COM Yardage: N/A  
 Freight Class: 70  
 Product Weight (lbs.): .01  
 Cubic Feet Per Carton: .01 ( 1 Kit per carton)

Includes 4 brackets and hardware.  
 Use with models 3381R, 3381L, & 3382.

MODEL#	1	2	3	4	5	6	7	8	9	10	11	12
3360	130	-	-	-	-	-	-	-	-	-	-	-

OVERALL DIMENSIONS SEAT DIMENSIONS BACK DIMENSIONS  
 W D H W D H W H

-	-	-	-	-	-	-	-	-	-	-	-	-
---	---	---	---	---	---	---	---	---	---	---	---	---

RTA 00



3361R



3361L

**Single Seater - w/ Left or Right Arm**

COM Yardage: 4.75  
 Freight Class: 250  
 Product Weight (lbs.): 72  
 Cubic Feet Per Carton: 28.50

MODEL#	1	2	3	4	5	6	7	8	9	10	11	12
--------	---	---	---	---	---	---	---	---	---	----	----	----

3361R	-	1837	1933	2074	2274	2349	2524	2854	3019	3327	3752	4278
3361L	-	-	-	-	2312	-	-	2894	-	3365	3806	4332
3361RLM	-	-	-	-	-	-	-	-	-	-	-	-
3361LLM	-	-	-	-	-	-	-	-	-	-	-	-

OVERALL DIMENSIONS SEAT DIMENSIONS BACK DIMENSIONS  
 W D H W D H W H

39.5	29	28.5	36	19	17	36	12
------	----	------	----	----	----	----	----

RTA 00



**Single Seater - Armless**

COM Yardage: 3.25  
 Freight Class: 250  
 Product Weight (lbs.): 58  
 Cubic Feet Per Carton: 28.50


MODEL#	1	2	3	4	5	6	7	8	9	10	11	12
--------	---	---	---	---	---	---	---	---	---	----	----	----

3361NA	-	1624	1690	1787	1924	1976	2096	2321	2433	2644	2936	3294
3361NALM	-	-	-	-	1965	-	-	2362	-	2685	2988	3346

OVERALL DIMENSIONS SEAT DIMENSIONS BACK DIMENSIONS  
 W D H W D H W H

36.5	29	28.5	36.5	19	17.5	36.5	12
------	----	------	------	----	------	------	----

RTA 00



3363R



3363L

**Single Sofa - w/ Left or Right Arm**

COM Yardage: 7.75  
 Freight Class: 250  
 Product Weight (lbs.): 120  
 Cubic Feet Per Carton: 55.50


MODEL#	1	2	3	4	5	6	7	8	9	10	11	12
--------	---	---	---	---	---	---	---	---	---	----	----	----

3363R	-	2752	2907	3138	3464	3588	3874	4412	4681	5181	5875	6734
3363L	-	-	-	-	3453	-	-	4402	-	5169	5890	6747
3363RLM	-	-	-	-	-	-	-	-	-	-	-	-
3363LLM	-	-	-	-	-	-	-	-	-	-	-	-

OVERALL DIMENSIONS SEAT DIMENSIONS BACK DIMENSIONS  
 W D H W D H W H

75	29	28.5	71	19	17	71	12
----	----	------	----	----	----	----	----

RTA 00



**Single Sofa - Armless**

COM Yardage: 6.50  
 Freight Class: 250  
 Product Weight (lbs.): 111  
 Cubic Feet Per Carton: 55.50

MODEL#	1	2	3	4	5	6	7	8	9	10	11	12
--------	---	---	---	---	---	---	---	---	---	----	----	----



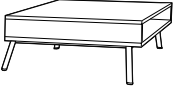


3363NA	-	2448	2577	2771	3045	3149	3388	3839	4066	4485	5067	5787
3363NALM	-	-	-	-	3129	-	-	3924	-	4568	5172	5891

OVERALL DIMENSIONS SEAT DIMENSIONS BACK DIMENSIONS  
 W D H W D H W H

72	29	28.5	72	19	17	72	12
----	----	------	----	----	----	----	----

RTA 00



DESCRIPTION	FEATURES	MODEL#	STANDARD FABRIC GRADES											
			1	2	3	4	5	6	7	8	9	10	11	12
 <p><b>3881R</b>                      <b>3881L</b></p> <p><b>Bridge Corner Table</b> COM Yardage: - Freight Class: 250 Product Weight (lbs.): 33 Cubic Feet Per Carton: 11.50</p>	<p>Require Bracket Kit (3360).</p>	<p><b>3881R</b>    1187</p> <p><b>3881L</b></p>	-	-	-	-	-	-	-	-	-	-	-	
			<p><b>OVERALL DIMENSIONS</b></p> <p><b>W      D      H</b></p>			<p><b>SEAT DIMENSIONS</b></p> <p><b>W      D      H</b></p>			<p><b>BACK DIMENSIONS</b></p> <p><b>W      H</b></p>					
			25	25	12	-	-	-	-	-	-	-	-	-
			<p><b>RTA 00</b></p>											
 <p><b>3882</b></p> <p><b>Bridge End Table</b> COM Yardage: N/A Freight Class: 250 Product Weight (lbs.): 32 Cubic Feet Per Carton: 11.50</p>	<p>Require Bracket Kit (3360). To be used with Chair and Sofa models. Not usable with Bench or Ottoman Models</p>	<p><b>3882</b>    647</p>	-	-	-	-	-	-	-	-	-	-	-	
			<p><b>OVERALL DIMENSIONS</b></p> <p><b>W      D      H</b></p>			<p><b>SEAT DIMENSIONS</b></p> <p><b>W      D      H</b></p>			<p><b>BACK DIMENSIONS</b></p> <p><b>W      H</b></p>					
			20	25	12	-	-	-	-	-	-	-	-	-
			<p><b>RTA 00</b></p>											
 <p><b>3883</b></p> <p><b>Low Side Table</b> COM Yardage: N/A Freight Class: 250 Product Weight (lbs.): 32 Cubic Feet Per Carton: 11.50</p>	<p>Freestanding.</p>	<p><b>3883</b>    900</p>	-	-	-	-	-	-	-	-	-	-	-	
			<p><b>OVERALL DIMENSIONS</b></p> <p><b>W      D      H</b></p>			<p><b>SEAT DIMENSIONS</b></p> <p><b>W      D      H</b></p>			<p><b>BACK DIMENSIONS</b></p> <p><b>W      H</b></p>					
			20	25	12	-	-	-	-	-	-	-	-	-
			<p><b>RTA 00</b></p>											
 <p><b>3884</b></p> <p><b>Bridge Table - 20" Square</b> COM Yardage: N/A Freight Class: 125 Product Weight (lbs.): 23 Cubic Feet Per Carton: 3.40</p>	<p>Require Bracket Kit (3360). To be used with models 3361B and/or 3363B.</p>	<p><b>3884</b>    602</p>	-	-	-	-	-	-	-	-	-	-	-	
			<p><b>OVERALL DIMENSIONS</b></p> <p><b>W      D      H</b></p>			<p><b>SEAT DIMENSIONS</b></p> <p><b>W      D      H</b></p>			<p><b>BACK DIMENSIONS</b></p> <p><b>W      H</b></p>					
			20	20	5	-	-	-	-	-	-	-	-	-
			<p><b>RTA 00</b></p>											
 <p><b>3885</b></p> <p><b>Bolster Cushion</b> COM Yardage: 1 Freight Class: 70 Product Weight (lbs.): 1.50 Cubic Feet Per Carton: 1.30</p>	<p>1 Loose Cushion.</p>	<p><b>3885</b>    -    168    188    218    260    277    313    383    417    482    572    682</p>	-	-	-	-	-	-	-	-	-	-	-	
			<p><b>OVERALL DIMENSIONS</b></p> <p><b>W      D      H</b></p>			<p><b>SEAT DIMENSIONS</b></p> <p><b>W      D      H</b></p>			<p><b>BACK DIMENSIONS</b></p> <p><b>W      H</b></p>					
			16	5	7	-	-	-	-	-	-	-	-	-
			<p><b>RTA 00</b></p>											