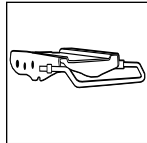


VION



model TS6321-3

model TS6331-3



Multi-Depth Mechanism
Allows seat to move forward and backward over a 2" range with 5 locking positions to provide a more shallow or deeper seat.

| VION FINISHES - TASK SEATING | | | | |
|------------------------------|-------------------|--------------------|--|-------------------------------------|
| Back Frame | Base | Specify Code | Arm Option | Specify Code |
| Black | Black | BK | Adj. "T" arm (Black) Adj. "T" arm, fixed armcap (Black) Fixed "C" arm (Black) | AS AF C |
| Black | Polished Aluminum | BA Add \$110.00 | Adj. "T" arm (Black, Chrome accent) Adj. "T" arm, fixed armcap (Black, Chrome accent) Fixed "C" arm (Black) Fixed "C" arm (Polished aluminum) | AC AD C CA - Add \$135.00 |
| Fog | Fog | FG Add \$50.00 | Adj. "T" arm (Fog) Adj. "T" arm, fixed armcap (Fog) Fixed "C" arm (Fog) | FA FF CC |
| Fog | Polished Aluminum | FA Add \$160.00 | Adj. "T" arm (Fog, Chrome accent) Adj. "T" arm, fixed armcap (Fog, Chrome accent) Fixed "C" arm (Fog) Fixed "C" arm (Polished Aluminum) | FC CF CC CA - Add \$135.00 |

* All arms have Black SSU Armcaps.

STANDARD FEATURES

- The TS models are available within standard Vion series. TS stands for "Three Shift" and each of the TS models are rated for 24-7 applications as well as weight rated up to 350 pounds.
- Multi-Tilter models, feature a heavy duty mechanism.
- Multi-Tilters are standard with Pneumatic seat height and sliding seat depth adjustment. Forward and rearward seat tilt with infinite lock and free floating back angle control. Tilt tension control.
- Side activated sliding seat depth adjustment (MD) is standard on Multi-Tilter. Provides 2" of seat depth adjustment.
- Heavy duty drafting stools are standard with fixed back. Seat depth and pneumatic seat height adjustments. Swivels with adjustable chrome footring.
- All models are standard with either Ultracell or molded heavy duty seat foam.
- All models have a heavy duty 3" wide back upright.
- All models are standard with height and width adjustable arms (AS) that feature a front to back sliding armcap.
- Upholstered back models will always feature black fabric (Jenny JN02) on the back side.

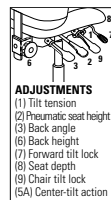
OPTIONAL FEATURES

- Mesh back models are available in 10 colors: Aqua (MS75), Black (MS69), Black Cherry (MS76), Blue (MS72), Dust (MS77), Ivory (MS78), Natural (MS74), Paprika (MS79), Rope (MS73) and Stone (MS71).
- Vion mesh back models (all 10 colors) and approved upholstery materials are available to meet California TB133.
- Upholstered back models offer a Matching Outer (MO) upholstery option. Due to the additional material needed, these models are listed separately and are priced differently than the standard upholstered back models.
- Two featured "T" arm options that include height and width adjusting arms, one with sliding arm caps (AS) and one without sliding arm caps (AF). Also, available is a stylish fixed urethane arm (C) for conference/management environments.
- Optional Lumbar Pad can be added at the time of order. Please specify LP and add \$27.00. Lumbar Pad can also be order after sale as a kit, specify model 6339 at \$27 list. The Lumbar Pad is adjustable up to 3".
- Optional Memory Foam available on Vion Seats. Please specify MF and add \$81.
- B7A Polished aluminum base and matching chrome arm accent on either AS or AF arms. Please specify ALU and AC. Add \$117.
- Grade 2 and above textiles (or 100,000+ rusa) are recommended for 24-7 applications. All models are available in fabric, vinyl or leather.

DESCRIPTION FEATURES MODEL# STANDARD FABRIC GRADES



HB Heavy Duty Multi - Tilter - Mesh Back
COM Yardage: 1.75
Freight Class: 150
Product Weight (lbs.): 49
Cubic Feet Per Carton: 9.75



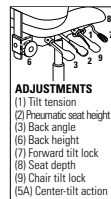
Vion TS

Ergonomic Features:
A, B, C, E, F, G, H, M, N, Q, U, S

| MODEL# | STANDARD FABRIC GRADES | | | | | | | | | | | |
|-----------------------------|------------------------|-----|-----------------|---------|-----------|-----------------|---------|------|------|------|------|------|
| | 1 | 2 | 3 | 4 | 5 | 6 | 7 | 8 | 9 | 10 | 11 | 12 |
| TS6321-3 | 923 | 948 | 967 | 998 | 1039 | 1055 | 1091 | 1162 | 1196 | 1261 | 1350 | 1460 |
| TS6321L-3 Leather | - | - | - | - | - | - | - | 1128 | 1174 | 1231 | 1329 | 1439 |
| OVERALL DIMENSIONS | | | SEAT DIMENSIONS | | | BACK DIMENSIONS | | | | | | |
| W | D | H | W | D | H | W | H | | | | | |
| 25.5 | 24 | 41 | 20 | 17-19.5 | 17.5-21.5 | 19 | 21.5-24 | | | | | |
| | | | | | | | | | | | | |




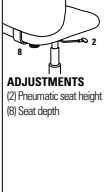


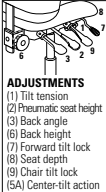


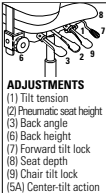


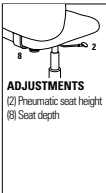

MB Heavy Duty Multi - Tilter - Mesh Back
COM Yardage: 1.75
Freight Class: 150
Product Weight (lbs.): 49
Cubic Feet Per Carton: 9.75



Vion TS

Ergonomic Features:
A, B, C, E, F, G, H, M, N, Q, U, S

| MODEL# | STANDARD FABRIC GRADES | | | | | | | | | | | |
|-----------------------------|------------------------|-----|-----------------|---------|-----------|-----------------|---------|------|------|------|------|------|
| | 1 | 2 | 3 | 4 | 5 | 6 | 7 | 8 | 9 | 10 | 11 | 12 |
| TS6322-3 | 886 | 912 | 932 | 962 | 1003 | 1019 | 1055 | 1126 | 1160 | 1225 | 1314 | 1425 |
| TS6322L-3 Leather | - | - | - | - | - | - | - | 1091 | 1137 | 1194 | 1292 | 1402 |
| OVERALL DIMENSIONS | | | SEAT DIMENSIONS | | | BACK DIMENSIONS | | | | | | |
| W | D | H | W | D | H | W | H | | | | | |
| 25.5 | 24 | 41 | 20 | 17-19.5 | 17.5-21.5 | 19 | 21.5-24 | | | | | |
| | | | | | | | | | | | | |

| DESCRIPTION | FEATURES | MODEL# | STANDARD FABRIC GRADES | | | | | | | | | | | | | | | | | | | | | | | | | | | | | | | | | | | | | | | | | | | | | | | | | | | | | | | | | | | | | | | | | | | | | | | | | | | | | | | | | | | | | | | | | | | | | | | | | | | | | |
|---|---|---|--|----------|-----------|------------------------|----------|------|------------------------|------|------|------|------|------|-----------------|------|------|------|------|------|------|------|------|------|------|------|------|-------------------|------|------|------|------|------|------|------|------|------|------|------|------|---------------------------|---|---|------------------------|---|---|------------------------|---|------|------|------|------|----------|--------------------|----------|----------|----------|----------|----------|----------|---|------|------|------|------|------|---------------------------|----|----|------------------------|-----------|------|------------------------|--|--|--|--|--|----------|----------|----------|----------|----------|----------|----------|----------|--|--|--|--|--|------|----|----|----|---------|-----------|----|---------|--|--|--|--|--|
| | | | 1 | 2 | 3 | 4 | 5 | 6 | 7 | 8 | 9 | 10 | 11 | 12 | | | | | | | | | | | | | | | | | | | | | | | | | | | | | | | | | | | | | | | | | | | | | | | | | | | | | | | | | | | | | | | | | | | | | | | | | | | | | | | | | | | | | | | | | | |
|  <p>MB Heavy Duty Drafting Stool - Mesh Back COM Yardage: 1.75 Freight Class: 150 Product Weight (lbs.): 49 Cubic Feet Per Carton: 9.75</p> |  <p>ADJUSTMENTS (2) Pneumatic seat height (8) Seat depth</p> | <p>Vion S</p> <p>Ergonomic Features: A, B, C, D, F, G, H, M, N, Q, S</p> | <table border="1"> <tr> <td>S6328-6</td><td>712</td><td>740</td><td>763</td><td>795</td><td>843</td><td>860</td><td>901</td><td>981</td><td>1019</td><td>1092</td><td>1192</td><td>1317</td> </tr> <tr> <td>S6328L-6</td><td>-</td><td>-</td><td>-</td><td>-</td><td>-</td><td>-</td><td>-</td><td>856</td><td>901</td><td>959</td><td>1056</td><td>1166</td> </tr> <tr> <td colspan="3">OVERALL DIMENSIONS</td> <td colspan="3">SEAT DIMENSIONS</td> <td colspan="3">BACK DIMENSIONS</td> <td colspan="3"></td> </tr> <tr> <td>W</td><td>D</td><td>H</td><td>W</td><td>D</td><td>H</td><td>W</td><td>H</td><td colspan="4"></td><td></td> </tr> <tr> <td>25.5</td><td>24</td><td>48</td><td>20</td><td>17.5</td><td>23.5-33.5</td><td>19</td><td>21.5-24</td><td colspan="4"></td><td></td> </tr> </table> | | | | | | | | | | | | S6328-6 | 712 | 740 | 763 | 795 | 843 | 860 | 901 | 981 | 1019 | 1092 | 1192 | 1317 | S6328L-6 | - | - | - | - | - | - | - | 856 | 901 | 959 | 1056 | 1166 | OVERALL DIMENSIONS | | | SEAT DIMENSIONS | | | BACK DIMENSIONS | | | | | | W | D | H | W | D | H | W | H | | | | | | 25.5 | 24 | 48 | 20 | 17.5 | 23.5-33.5 | 19 | 21.5-24 | | | | | | | | | | | | | | | | | | | | | | | | | | | | | | | |
| | | | S6328-6 | 712 | 740 | 763 | 795 | 843 | 860 | 901 | 981 | 1019 | 1092 | 1192 | 1317 | | | | | | | | | | | | | | | | | | | | | | | | | | | | | | | | | | | | | | | | | | | | | | | | | | | | | | | | | | | | | | | | | | | | | | | | | | | | | | | | | | | | | | | | | |
| | | | S6328L-6 | - | - | - | - | - | - | - | 856 | 901 | 959 | 1056 | 1166 | | | | | | | | | | | | | | | | | | | | | | | | | | | | | | | | | | | | | | | | | | | | | | | | | | | | | | | | | | | | | | | | | | | | | | | | | | | | | | | | | | | | | | | | | |
| | | | OVERALL DIMENSIONS | | | SEAT DIMENSIONS | | | BACK DIMENSIONS | | | | | | | | | | | | | | | | | | | | | | | | | | | | | | | | | | | | | | | | | | | | | | | | | | | | | | | | | | | | | | | | | | | | | | | | | | | | | | | | | | | | | | | | | | | | | | | |
| W | D | H | W | D | H | W | H | | | | | | | | | | | | | | | | | | | | | | | | | | | | | | | | | | | | | | | | | | | | | | | | | | | | | | | | | | | | | | | | | | | | | | | | | | | | | | | | | | | | | | | | | | | | | | | | | |
| 25.5 | 24 | 48 | 20 | 17.5 | 23.5-33.5 | 19 | 21.5-24 | | | | | | | | | | | | | | | | | | | | | | | | | | | | | | | | | | | | | | | | | | | | | | | | | | | | | | | | | | | | | | | | | | | | | | | | | | | | | | | | | | | | | | | | | | | | | | | | | |
| | | | <p>RTA 2 </p> | | | | | | | | | | | | | | | | | | | | | | | | | | | | | | | | | | | | | | | | | | | | | | | | | | | | | | | | | | | | | | | | | | | | | | | | | | | | | | | | | | | | | | | | | | | | | | | | | | | | | |
|  <p>HB Heavy Duty Multi - Tilter - Upholstered Back COM Yardage: 1.75 Freight Class: 150 Product Weight (lbs.): 49 Cubic Feet Per Carton: 9.75</p> |  <p>ADJUSTMENTS (1) Tilt tension (2) Pneumatic seat height (3) Back angle (6) Back height (7) Forward tilt lock (8) Seat depth (9) Chair tilt lock (5A) Center-tilt action</p> | <p>Vion TS</p> <p>Ergonomic Features: A, B, C, E, F, G, H, M, N, Q, U, S</p> | <table border="1"> <tr> <td>TS6331-3</td><td>1018</td><td>1051</td><td>1075</td><td>1112</td><td>1165</td><td>1185</td><td>1230</td><td>1318</td><td>1360</td><td>1442</td><td>1553</td><td>1691</td> </tr> <tr> <td>TS6331-3MO</td><td>1059</td><td>1091</td><td>1116</td><td>1153</td><td>1206</td><td>1225</td><td>1270</td><td>1358</td><td>1401</td><td>1482</td><td>1594</td><td>1731</td> </tr> <tr> <td>TS6331L-3</td><td>-</td><td>-</td><td>-</td><td>-</td><td>-</td><td>-</td><td>-</td><td>1162</td><td>1219</td><td>1291</td><td>1412</td><td>1550</td> </tr> <tr> <td>TS6331L-3MO</td><td>-</td><td>-</td><td>-</td><td>-</td><td>-</td><td>-</td><td>-</td><td>1512</td><td>1569</td><td>1640</td><td>1762</td><td>1900</td> </tr> <tr> <td colspan="3">OVERALL DIMENSIONS</td> <td colspan="3">SEAT DIMENSIONS</td> <td colspan="3">BACK DIMENSIONS</td> <td colspan="3"></td> </tr> <tr> <td>W</td><td>D</td><td>H</td><td>W</td><td>D</td><td>H</td><td>W</td><td>H</td><td colspan="4"></td><td></td> </tr> <tr> <td>25.5</td><td>24</td><td>41</td><td>20</td><td>17-19.5</td><td>17.5-21.5</td><td>19</td><td>21.5-24</td><td colspan="4"></td><td></td> </tr> </table> | | | | | | | | | | | | TS6331-3 | 1018 | 1051 | 1075 | 1112 | 1165 | 1185 | 1230 | 1318 | 1360 | 1442 | 1553 | 1691 | TS6331-3MO | 1059 | 1091 | 1116 | 1153 | 1206 | 1225 | 1270 | 1358 | 1401 | 1482 | 1594 | 1731 | TS6331L-3 | - | - | - | - | - | - | - | 1162 | 1219 | 1291 | 1412 | 1550 | TS6331L-3MO | - | - | - | - | - | - | - | 1512 | 1569 | 1640 | 1762 | 1900 | OVERALL DIMENSIONS | | | SEAT DIMENSIONS | | | BACK DIMENSIONS | | | | | | W | D | H | W | D | H | W | H | | | | | | 25.5 | 24 | 41 | 20 | 17-19.5 | 17.5-21.5 | 19 | 21.5-24 | | | | | |
| | | | TS6331-3 | 1018 | 1051 | 1075 | 1112 | 1165 | 1185 | 1230 | 1318 | 1360 | 1442 | 1553 | 1691 | | | | | | | | | | | | | | | | | | | | | | | | | | | | | | | | | | | | | | | | | | | | | | | | | | | | | | | | | | | | | | | | | | | | | | | | | | | | | | | | | | | | | | | | | |
| | | | TS6331-3MO | 1059 | 1091 | 1116 | 1153 | 1206 | 1225 | 1270 | 1358 | 1401 | 1482 | 1594 | 1731 | | | | | | | | | | | | | | | | | | | | | | | | | | | | | | | | | | | | | | | | | | | | | | | | | | | | | | | | | | | | | | | | | | | | | | | | | | | | | | | | | | | | | | | | | |
| | | | TS6331L-3 | - | - | - | - | - | - | - | 1162 | 1219 | 1291 | 1412 | 1550 | | | | | | | | | | | | | | | | | | | | | | | | | | | | | | | | | | | | | | | | | | | | | | | | | | | | | | | | | | | | | | | | | | | | | | | | | | | | | | | | | | | | | | | | | |
| TS6331L-3MO | - | - | - | - | - | - | - | 1512 | 1569 | 1640 | 1762 | 1900 | | | | | | | | | | | | | | | | | | | | | | | | | | | | | | | | | | | | | | | | | | | | | | | | | | | | | | | | | | | | | | | | | | | | | | | | | | | | | | | | | | | | | | | | | | | | |
| OVERALL DIMENSIONS | | | SEAT DIMENSIONS | | | BACK DIMENSIONS | | | | | | | | | | | | | | | | | | | | | | | | | | | | | | | | | | | | | | | | | | | | | | | | | | | | | | | | | | | | | | | | | | | | | | | | | | | | | | | | | | | | | | | | | | | | | | | | | | |
| W | D | H | W | D | H | W | H | | | | | | | | | | | | | | | | | | | | | | | | | | | | | | | | | | | | | | | | | | | | | | | | | | | | | | | | | | | | | | | | | | | | | | | | | | | | | | | | | | | | | | | | | | | | | | | | | |
| 25.5 | 24 | 41 | 20 | 17-19.5 | 17.5-21.5 | 19 | 21.5-24 | | | | | | | | | | | | | | | | | | | | | | | | | | | | | | | | | | | | | | | | | | | | | | | | | | | | | | | | | | | | | | | | | | | | | | | | | | | | | | | | | | | | | | | | | | | | | | | | | |
| | | | <p>RTA 2 </p> | | | | | | | | | | | | | | | | | | | | | | | | | | | | | | | | | | | | | | | | | | | | | | | | | | | | | | | | | | | | | | | | | | | | | | | | | | | | | | | | | | | | | | | | | | | | | | | | | | | | | |
|  <p>MB Heavy Duty Multi - Tilter - Upholstered Back COM Yardage: 1.75 Freight Class: 150 Product Weight (lbs.): 49 Cubic Feet Per Carton: 9.75</p> |  <p>ADJUSTMENTS (1) Tilt tension (2) Pneumatic seat height (3) Back angle (6) Back height (7) Forward tilt lock (8) Seat depth (9) Chair tilt lock (5A) Center-tilt action</p> | <p>Vion TS</p> <p>Ergonomic Features: A, B, C, E, F, G, H, M, N, Q, U, S</p> | <table border="1"> <tr> <td>TS6332-3</td><td>981</td><td>1013</td><td>1037</td><td>1074</td><td>1127</td><td>1146</td><td>1192</td><td>1280</td><td>1322</td><td>1404</td><td>1515</td><td>1653</td> </tr> <tr> <td>TS6332-3MO</td><td>1024</td><td>1079</td><td>1122</td><td>1187</td><td>1278</td><td>1321</td><td>1405</td><td>1537</td><td>1639</td><td>1753</td><td>1987</td><td>2236</td> </tr> <tr> <td>TS6332L-3</td><td>-</td><td>-</td><td>-</td><td>-</td><td>-</td><td>-</td><td>-</td><td>1162</td><td>1219</td><td>1291</td><td>1412</td><td>1550</td> </tr> <tr> <td>TS6332L-3MO</td><td>-</td><td>-</td><td>-</td><td>-</td><td>-</td><td>-</td><td>-</td><td>1357</td><td>1448</td><td>1563</td><td>1757</td><td>1978</td> </tr> <tr> <td colspan="3">OVERALL DIMENSIONS</td> <td colspan="3">SEAT DIMENSIONS</td> <td colspan="3">BACK DIMENSIONS</td> <td colspan="3"></td> </tr> <tr> <td>W</td><td>D</td><td>H</td><td>W</td><td>D</td><td>H</td><td>W</td><td>H</td><td colspan="4"></td><td></td> </tr> <tr> <td>25.5</td><td>24</td><td>41</td><td>20</td><td>17-19.5</td><td>17.5-21.5</td><td>19</td><td>21.5-24</td><td colspan="4"></td><td></td> </tr> </table> | | | | | | | | | | | | TS6332-3 | 981 | 1013 | 1037 | 1074 | 1127 | 1146 | 1192 | 1280 | 1322 | 1404 | 1515 | 1653 | TS6332-3MO | 1024 | 1079 | 1122 | 1187 | 1278 | 1321 | 1405 | 1537 | 1639 | 1753 | 1987 | 2236 | TS6332L-3 | - | - | - | - | - | - | - | 1162 | 1219 | 1291 | 1412 | 1550 | TS6332L-3MO | - | - | - | - | - | - | - | 1357 | 1448 | 1563 | 1757 | 1978 | OVERALL DIMENSIONS | | | SEAT DIMENSIONS | | | BACK DIMENSIONS | | | | | | W | D | H | W | D | H | W | H | | | | | | 25.5 | 24 | 41 | 20 | 17-19.5 | 17.5-21.5 | 19 | 21.5-24 | | | | | |
| | | | TS6332-3 | 981 | 1013 | 1037 | 1074 | 1127 | 1146 | 1192 | 1280 | 1322 | 1404 | 1515 | 1653 | | | | | | | | | | | | | | | | | | | | | | | | | | | | | | | | | | | | | | | | | | | | | | | | | | | | | | | | | | | | | | | | | | | | | | | | | | | | | | | | | | | | | | | | | |
| | | | TS6332-3MO | 1024 | 1079 | 1122 | 1187 | 1278 | 1321 | 1405 | 1537 | 1639 | 1753 | 1987 | 2236 | | | | | | | | | | | | | | | | | | | | | | | | | | | | | | | | | | | | | | | | | | | | | | | | | | | | | | | | | | | | | | | | | | | | | | | | | | | | | | | | | | | | | | | | | |
| | | | TS6332L-3 | - | - | - | - | - | - | - | 1162 | 1219 | 1291 | 1412 | 1550 | | | | | | | | | | | | | | | | | | | | | | | | | | | | | | | | | | | | | | | | | | | | | | | | | | | | | | | | | | | | | | | | | | | | | | | | | | | | | | | | | | | | | | | | | |
| TS6332L-3MO | - | - | - | - | - | - | - | 1357 | 1448 | 1563 | 1757 | 1978 | | | | | | | | | | | | | | | | | | | | | | | | | | | | | | | | | | | | | | | | | | | | | | | | | | | | | | | | | | | | | | | | | | | | | | | | | | | | | | | | | | | | | | | | | | | | |
| OVERALL DIMENSIONS | | | SEAT DIMENSIONS | | | BACK DIMENSIONS | | | | | | | | | | | | | | | | | | | | | | | | | | | | | | | | | | | | | | | | | | | | | | | | | | | | | | | | | | | | | | | | | | | | | | | | | | | | | | | | | | | | | | | | | | | | | | | | | | |
| W | D | H | W | D | H | W | H | | | | | | | | | | | | | | | | | | | | | | | | | | | | | | | | | | | | | | | | | | | | | | | | | | | | | | | | | | | | | | | | | | | | | | | | | | | | | | | | | | | | | | | | | | | | | | | | | |
| 25.5 | 24 | 41 | 20 | 17-19.5 | 17.5-21.5 | 19 | 21.5-24 | | | | | | | | | | | | | | | | | | | | | | | | | | | | | | | | | | | | | | | | | | | | | | | | | | | | | | | | | | | | | | | | | | | | | | | | | | | | | | | | | | | | | | | | | | | | | | | | | |
| | | | <p>RTA 2 </p> | | | | | | | | | | | | | | | | | | | | | | | | | | | | | | | | | | | | | | | | | | | | | | | | | | | | | | | | | | | | | | | | | | | | | | | | | | | | | | | | | | | | | | | | | | | | | | | | | | | | | |
|  <p>MB Heavy Duty Drafting Stool - Upholstered Back COM Yardage: 1 Freight Class: 150 Product Weight (lbs.): 47 Cubic Feet Per Carton: 10.50</p> |  <p>ADJUSTMENTS (2) Pneumatic seat height (8) Seat depth</p> | <p>Vion S</p> <p>Ergonomic Features: C, E, M, N</p> | <table border="1"> <tr> <td>S6338-6</td><td>800</td><td>835</td><td>863</td><td>905</td><td>964</td><td>985</td><td>1037</td><td>1136</td><td>1183</td><td>1276</td><td>1401</td><td>1557</td> </tr> <tr> <td>S6338L-6</td><td>-</td><td>-</td><td>-</td><td>-</td><td>-</td><td>-</td><td>-</td><td>1071</td><td>1128</td><td>1200</td><td>1321</td><td>1459</td> </tr> <tr> <td colspan="3">OVERALL DIMENSIONS</td> <td colspan="3">SEAT DIMENSIONS</td> <td colspan="3">BACK DIMENSIONS</td> <td colspan="3"></td> </tr> <tr> <td>W</td><td>D</td><td>H</td><td>W</td><td>D</td><td>H</td><td>W</td><td>H</td><td colspan="4"></td><td></td> </tr> <tr> <td>25.5</td><td>24</td><td>48</td><td>20</td><td>17.5</td><td>23.5-33.5</td><td>18.5</td><td>21</td><td colspan="4"></td><td></td> </tr> </table> | | | | | | | | | | | | S6338-6 | 800 | 835 | 863 | 905 | 964 | 985 | 1037 | 1136 | 1183 | 1276 | 1401 | 1557 | S6338L-6 | - | - | - | - | - | - | - | 1071 | 1128 | 1200 | 1321 | 1459 | OVERALL DIMENSIONS | | | SEAT DIMENSIONS | | | BACK DIMENSIONS | | | | | | W | D | H | W | D | H | W | H | | | | | | 25.5 | 24 | 48 | 20 | 17.5 | 23.5-33.5 | 18.5 | 21 | | | | | | | | | | | | | | | | | | | | | | | | | | | | | | | |
| | | | S6338-6 | 800 | 835 | 863 | 905 | 964 | 985 | 1037 | 1136 | 1183 | 1276 | 1401 | 1557 | | | | | | | | | | | | | | | | | | | | | | | | | | | | | | | | | | | | | | | | | | | | | | | | | | | | | | | | | | | | | | | | | | | | | | | | | | | | | | | | | | | | | | | | | |
| | | | S6338L-6 | - | - | - | - | - | - | - | 1071 | 1128 | 1200 | 1321 | 1459 | | | | | | | | | | | | | | | | | | | | | | | | | | | | | | | | | | | | | | | | | | | | | | | | | | | | | | | | | | | | | | | | | | | | | | | | | | | | | | | | | | | | | | | | | |
| | | | OVERALL DIMENSIONS | | | SEAT DIMENSIONS | | | BACK DIMENSIONS | | | | | | | | | | | | | | | | | | | | | | | | | | | | | | | | | | | | | | | | | | | | | | | | | | | | | | | | | | | | | | | | | | | | | | | | | | | | | | | | | | | | | | | | | | | | | | | |
| W | D | H | W | D | H | W | H | | | | | | | | | | | | | | | | | | | | | | | | | | | | | | | | | | | | | | | | | | | | | | | | | | | | | | | | | | | | | | | | | | | | | | | | | | | | | | | | | | | | | | | | | | | | | | | | | |
| 25.5 | 24 | 48 | 20 | 17.5 | 23.5-33.5 | 18.5 | 21 | | | | | | | | | | | | | | | | | | | | | | | | | | | | | | | | | | | | | | | | | | | | | | | | | | | | | | | | | | | | | | | | | | | | | | | | | | | | | | | | | | | | | | | | | | | | | | | | | |
| | | | <p>RTA 2 </p> | | | | | | | | | | | | | | | | | | | | | | | | | | | | | | | | | | | | | | | | | | | | | | | | | | | | | | | | | | | | | | | | | | | | | | | | | | | | | | | | | | | | | | | | | | | | | | | | | | | | | |