




Sidebar is well suited to the modern workplace. The wide range of options within the series allow for the product to be specified as a collaborative work environment in an open floor plan, or in private and semi-private settings all while keeping a similar, leg based aesthetic. Fun, unique and functional storage items provide personal touches to the workspace all while maintaining a practical appeal.

Varying levels of benching, dividers and storage heights create unique visual planes within the workspace, providing a break from the monotonous “cube farms” of the past. Multiple leg and foot styles are available and convey transitional or contemporary overtones, allowing the product to fit well within a variety of environments.



**Features and Benefits**

- All worksurfaces are 1” thick, constructed of 45 lb. density particle board covered on both sides with high performance thermally fused laminate.
- Worksurfaces available in four detail options.
- Tapered legs feature adjustable glides and can be painted in Black (BK) or Silver (SI).
- Tiered storage enhances the visuals of any office setting



Shared storage



Wire pass-through



Low credenza storage with cushion

**GENERAL INFORMATION**

- SideBar features benching and desking components for use in open office, semi-private and private office settings.
- Melding the popular aesthetic of multiple series into a new series, SideBar is a great complement to Bungee & Bungee SL training tables as well as Zira Desking.
- Starter and add-on benching components are easy to specify and allow the end user a significant long term savings when reconfiguring products in the field.
- High pressure tops are available on all SideBar laminates at an extended lead time – please refer to model # for availability and pricing.
- Global laminate and seating products are in compliance with stringent emission guidelines set out by UL/Greenguard Environmental Institute under the standards for low emitting products and materials. [www.greenguard.org](http://www.greenguard.org)
- **Level 3 Certified**

**CONSTRUCTION**

- Tops are 1” thick, available in a variety of edge details
- All finishes feature edging in matching color (i.e. wood grain surfaces feature edging with matching printed wood grain
- High pressure tops are available in all SideBar laminate finishes at an extended lead time. Please see model # for availability and pricing
- Products specified with the high pressure laminate option are finished on the underside of the surface with a kraft paper backing.

**DIVIDERS, FILLERS AND MODESTY PANELS**

- 11/16” panels are finished with a matching edge
- Items feature pilot holes for attachment of hardware

**STORAGE**

- Tops of all storage units are 1” thick, available in a variety of edge details.
- Drawer and open cavity heights are built on a common module of 13.5”. In open cavities, this height accommodates standard size binders.
- All lateral files feature a foolproof interlock device.
- 75 lb. box – 150 lb. file drawer weight capacity with full height sides. Pencil try included in box drawer.
- All storage is standard with handles unless otherwise noted.
- All drawers are locking unless otherwise noted.
- All shelves are fixed

**CONSTRUCTION**

- Constructed of 45 lb. density particleboard covered on both sides with high performance thermally fused laminate
- Levelling glides are standard on all floor units
- Premium full extension progressive ball bearing slides on file drawers and box drawers
- All drawer fronts are edge banded on all four sides

**LEGS AND FEET**

- Leg assemblies feature two tapered legs welded to a steel cross beam. Levelers are standard; casters not available.
- Levelers adjust up to 1”.
- Storage unit feet will coordinate with handle finish (brass handles will default to Black [BK] feet).
- If no handle selection is available, legs and feet are available in Silver (SI) or Black (BK)

**LOCKS**

- Locks are standard on all storage modules unless otherwise noted. Lock finish will coordinate with handle finish (brass handles will default to Black [BK] locks).

**SHIPPING**

- Most items are shipped assembled, 1 per carton, unless otherwise noted. Items are easy to assemble

# S SIDEBAR - NOTES

## 1. SPECIFY MODEL NUMBER

## 2. SPECIFY FINISH

### Top/Base/Door, Drawer and Cabinet Finishes:

ACJ	Absolute Acajou	QTM	Quartered Mahogany
ASN	Asian Night	SKC	Shaker Cherry
AWC	Avant Cherry	SOG	Storm Grey
AWH	Avant Honey	TFW	Tiger Fruitwood
BLK	Black	TMP	Tiger Maple
BRC	Brushed Cobalt	TWL	Tiger Walnut
CMB	Clear Maple	WHE	Walnut Heights
DES	Dark Espresso	WHC	White Chocolate*
DWT	Designer White	WGY	Willow Grey
HGT	Hayden Grey	WCR	Winter Cherry

\*TFL is textured. HP tops are non-textured.

### Edge:

<b>AB</b>	Split color edge with Black Trim
<b>AS</b>	Split color edge with Silver Trim
<b>A3</b>	Standard edge
<b>AR</b>	Bicut edge

### Legs:


Benching and Transition Desk Legs are available in Silver (SI) or Black (BK)

### Feet:


Storage Feet are available in Silver (SI) or Black (BK)

## 3. SPECIFY OPTIONS

### EDGE OPTIONS



**A3** - square corner, standard edge



**AR** - square corner, bicut edge



**AS** - square corner, Silver



**AB** - square corner, Black

### HANDLES

- Handles are standard on most drawers/storage modules. All other drawers, including mobile and hanging pedestals, can be ordered with a choice of nine handle options to be **factory installed**. Each handle is identified by the letters "HU", "HV", "HW", "HX", "HS", "HZ", "HO", "HQ", and "HR". To specify a handle, please specify the code after the model number. To order a handle as an option, please specify the code when ordering. List Price is **\$35**.



**HS** Flared Silver



**HV** Square Edge Silver



**HO** Crescent Black



**HW** Flared Brass



**HU** Square Edge Black



**HZ** Dimpled Nickel



**HX** Flared Black



**HQ** Bar Silver

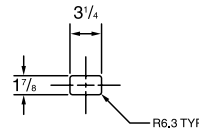


**HR** Bar Black

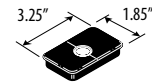
### GROMMETS

- Optional Grommets available in standard worksurface locations (left, center or right) on benching units, transitional work tables and pedestal returns. Order as: **AG1, AG2 or AG3 - Add \$65**
- Grommet hole dimensions are 3 1/4" wide x 1 7/8" deep.
- Grommets may be placed at non-standard locations. Order as: **AGS - Add \$65**. A drawing must be supplied with vertical and horizontal dimensions to the center of the cut-out (as in drawing above). Please refer to CUSTOM GROMMET LOCATION FORM in the back reference section.

### Grommet hole dimensions



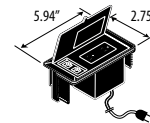
### Grommet



### POWER BLOCK

- A Power block is a rectangular worksurface power/data module with one electrical duplex receptacle and two data (RJ45) receptacles. 9' black cord included. Power block dimensions are 3 1/2" deep x 6 1/2" wide x 2 3/4" high.
- Power block cutout dimensions are 2 3/4" deep x 6" wide.
- A Power block Cutout (model **PMSPDM**) are available in standard worksurface locations on benching units, transitional work tables and pedestal returns. Order as **E1, E2 or E3. Add \$65**.
- To purchase a Power block, you must specify both the Power block cut-out location and the Power block model #. Order Power block separately as **PMSPDM, ADD \$253**.


### Power block:



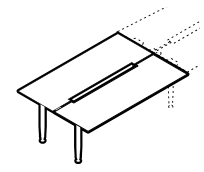
### VILLA POWER BLOCK (CORDED VERSION ONLY)

- A Villa Power block (corded) is available in four options (see page 461 for Villa Corded details). Villa Power block (corded) dimensions vary by model. Villa cutout dimensions are 3" deep x 5 1/4" wide.
- Villa Power block Cutouts are available in standard worksurface locations on benching units, transitional work tables and pedestal returns. Order as: **V1, V2 or V3 - Add \$65 for each cutout**.
- To purchase a Villa Power block, you must specify both the Villa Power block cut-out location and the Villa Power block model #
- Order Villa Power block and Villa Grommet Cover separately, see page 541 for pricing and details.

### Villa Power block:



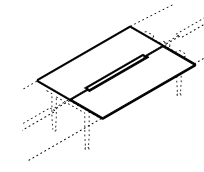
**BENCHING UNITS**



**End of Run - 1 Leg**

MODEL#	DIMENSIONS D x W x H	FREIGHT CLASS	WT/LBS.	CUBIC FT.	LIST PRICE	HP ADD
S4248CER	48 x 42 x 29.6	92.5	98	8.47	<b>\$880</b>	<b>\$325</b>
S4848CER	48 x 48 x 29.6	92.5	109	9.22	<b>\$945</b>	<b>\$371</b>
S6048CER	48 x 60 x 29.6	85	131	10.48	<b>\$1042</b>	<b>\$463</b>
S7248CER	48 x 72 x 29.6	85	153	11.71	<b>\$1158</b>	<b>\$556</b>
S8448CER	48 x 84 x 29.6	85	175	12.96	<b>\$1260</b>	<b>\$649</b>
S4260CER	60 x 42 x 29.6	85	125	9.22	<b>\$940</b>	<b>\$417</b>
S4860CER	60 x 48 x 29.6	85	136	9.97	<b>\$991</b>	<b>\$463</b>
S6060CER	60 x 60 x 29.6	85	158	10.96	<b>\$1125</b>	<b>\$579</b>
S7260CER	60 x 72 x 29.6	150	180	37.43	<b>\$1255</b>	<b>\$695</b>
S8460CER	60 x 84 x 29.6	85	202	13.47	<b>\$1366</b>	<b>\$811</b>

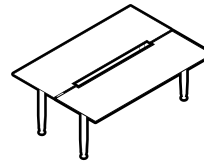
Back-to-back end of run benching unit consists of two tops with a center cutaway for wire pass thru and one SideBar leg assembly on one side. Support bars extend 3.25" below worksurface (one for each surface) and are shipped together in a separate carton. Leg assembly is shipped in a separate carton. **Not freestanding.**



**Middle - No Leg**

S4248BE	48 x 42 x 4.25	70	81	5	<b>\$607</b>	<b>\$325</b>
S4848BE	48 x 48 x 4.25	70	97	5.76	<b>\$667</b>	<b>\$371</b>
S6048BE	48 x 60 x 4.25	70	114	7	<b>\$783</b>	<b>\$371</b>
S7248BE	48 x 72 x 4.25	70	141	8.26	<b>\$885</b>	<b>\$371</b>
S8448BE	48 x 84 x 4.25	70	158	9.50	<b>\$987</b>	<b>\$649</b>
S4260BE	60 x 42 x 4.25	70	112	5	<b>\$663</b>	<b>\$417</b>
S4860BE	60 x 48 x 4.25	70	123	5.76	<b>\$713</b>	<b>\$463</b>
S6060BE	60 x 60 x 4.25	70	145	7	<b>\$852</b>	<b>\$579</b>
S7260BE	60 x 72 x 4.25	70	167	8.26	<b>\$977</b>	<b>\$695</b>
S8460BE	60 x 84 x 4.25	70	189	9.50	<b>\$1088</b>	<b>\$811</b>

Back-to-back middle benching unit consists of two tops with a center cutaway for wire pass thru. Support bars extend 3.25" below worksurface (one for each surface) and are shipped together in a separate carton. **Not freestanding.**



**Standalone - 2 Legs**

S4248CS	48 x 42 x 29.6	85	114	8.47	<b>\$1125</b>	<b>\$325</b>
S4848CS	48 x 48 x 29.6	85	125	9.22	<b>\$1186</b>	<b>\$371</b>
S6048CS	48 x 60 x 29.6	85	147	10.48	<b>\$1288</b>	<b>\$463</b>
S7248CS	48 x 72 x 29.6	85	169	11.71	<b>\$1403</b>	<b>\$556</b>
S8448CS	48 x 84 x 29.6	85	191	12.96	<b>\$1500</b>	<b>\$649</b>
S4260CS	60 x 42 x 29.6	70	142	9.22	<b>\$1181</b>	<b>\$417</b>
S4860CS	60 x 48 x 29.6	70	153	9.97	<b>\$1237</b>	<b>\$463</b>
S6060CS	60 x 60 x 29.6	70	175	10.96	<b>\$1371</b>	<b>\$579</b>
S7260CS	60 x 72 x 29.6	70	197	12.46	<b>\$1500</b>	<b>\$695</b>
S8460CS	60 x 84 x 29.6	70	219	13.47	<b>\$1607</b>	<b>\$811</b>

Back-to-back standalone benching units consist of two tops with a center cutaway for wire pass thru and two SideBar leg assemblies for freestanding applications. Support bars extend 3.25" below worksurface (one for each surface) and are shipped together in a separate carton. Leg assemblies are shipped in a separate carton. Freestanding.

**Required Specifications**

- Top finish
- Top/edge detail
- Base finish

**Optional Specifications**

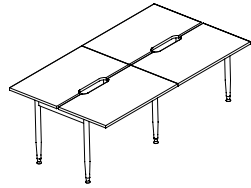
- HP laminate
- Additional grommet
- Power/data management troughs

**Accessories**

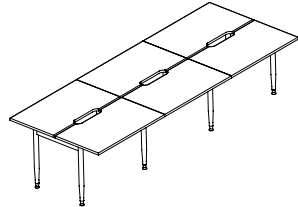
- Power block

# S SIDEBAR

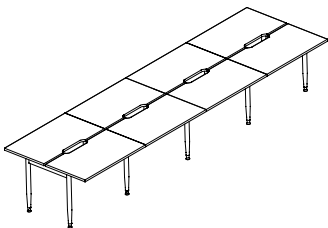
## STANDALONE STATIONS



4 Pack



6 Pack



8 Pack

MODEL#	DIMENSIONS D x W x H	FREIGHT CLASS	WT/LBS.	CUBIC FT.	LIST PRICE	HP ADD
S4248CS4	48 x 84 x 29.6	250	198	90.30	<b>\$2005</b>	<b>\$649</b>
S4848CS4	48 x 96 x 29.6	150	454	96.41	<b>\$2135</b>	<b>\$741</b>
S6048CS4	48 x 120 x 29.6	150	542	108.6	<b>\$2329</b>	<b>\$926</b>
S7248CS4	48 x 144 x 29.6	150	630	120.9	<b>\$2565</b>	<b>\$1112</b>
S8448CS4	48 x 168 x 29.6	150	718	133.2	<b>\$2769</b>	<b>\$1297</b>
S4260CS4	60 x 84 x 29.6	150	520	98.98	<b>\$2139</b>	<b>\$811</b>
S4860CS4	60 x 96 x 29.6	150	564	105.0	<b>\$2246</b>	<b>\$926</b>
S6060CS4	60 x 120 x 29.6	150	652	117.3	<b>\$2519</b>	<b>\$1158</b>
S7260CS4	60 x 144 x 29.6	150	740	129.6	<b>\$2769</b>	<b>\$1389</b>
S8460CS4	60 x 168 x 29.6	150	828	141.9	<b>\$2996</b>	<b>\$1621</b>

Back-to-back standalone benching units consist of four tops with a center cutaway for wire pass thru and three SideBar leg assemblies for freestanding applications. Support bars extend 3.25" below worksurfaces (one for each surface) and are shipped together in a separate carton. Freestanding.

S4248CS6	48 x 126 x 29.6	300	303	160.7	<b>\$2857</b>	<b>\$649</b>
S4848CS6	48 x 144 x 29.6	300	336	173.6	<b>\$3051</b>	<b>\$741</b>
S6048CS6	48 x 180 x 29.6	250	402	199.4	<b>\$3362</b>	<b>\$926</b>
S7248CS6	48 x 216 x 29.6	250	468	225.2	<b>\$3695</b>	<b>\$1112</b>
S8448CS6	48 x 252 x 29.6	250	534	251.1	<b>\$4005</b>	<b>\$1297</b>
S4260CS6	60 x 126 x 29.6	250	385	172.8	<b>\$3065</b>	<b>\$811</b>
S4860CS6	60 x 144 x 29.6	250	418	185.8	<b>\$3223</b>	<b>\$926</b>
S6060CS6	60 x 180 x 29.6	250	484	211.6	<b>\$3630</b>	<b>\$1158</b>
S7260CS6	60 x 216 x 29.6	250	550	237.4	<b>\$4010</b>	<b>\$1389</b>
S8460CS6	60 x 252 x 29.6	250	616	263.2	<b>\$4343</b>	<b>\$1621</b>

Back-to-back standalone benching units consist of six tops with a center cutaway for wire pass thru and four SideBar leg assemblies for freestanding applications. Support bars extend 3.25" below worksurfaces (one for each surface) and are shipped together in a separate carton. Freestanding.

S4248CS8	48 x 168 x 29.6	300	410	307.8	<b>\$3713</b>	<b>\$1297</b>
S4848CS8	48 x 192 x 29.6	300	454	332.4	<b>\$3968</b>	<b>\$1482</b>
S6048CS8	48 x 240 x 29.6	300	542	379.1	<b>\$4394</b>	<b>\$1852</b>
S7248CS8	48 x 288 x 29.6	300	630	428.5	<b>\$4825</b>	<b>\$2223</b>
S8448CS8	48 x 336 x 29.6	300	718	475.2	<b>\$5237</b>	<b>\$2593</b>
S4260CS8	60 x 168 x 29.6	300	520	335.1	<b>\$3987</b>	<b>\$1621</b>
S4860CS8	60 x 192 x 29.6	300	564	357.1	<b>\$4200</b>	<b>\$1852</b>
S6060CS8	60 x 240 x 29.6	300	652	403.8	<b>\$4741</b>	<b>\$2315</b>
S7260CS8	60 x 288 x 29.6	300	740	453.3	<b>\$5246</b>	<b>\$2778</b>
S8460CS8	60 x 336 x 29.6	300	828	500	<b>\$5695</b>	<b>\$3241</b>

Back-to-back standalone benching units consist of eight tops with a center cutaway for wire pass thru and five SideBar leg assemblies for freestanding applications. Support bars extend 3.25" below worksurfaces (one for each surface) and are shipped together in a separate carton. Freestanding.

### Required Specifications

Top finish  
Top/edge detail  
Base finish

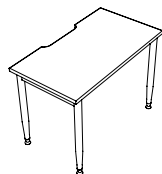
### Optional Specifications

HP laminate  
Additional grommet  
Power/data management troughs

### Accessories

Power block

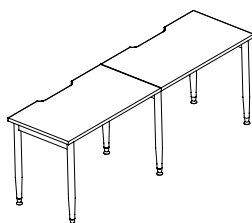
SINGLE SIDED STATIONS



Single Sided Station

MODEL#	DIMENSIONS	FREIGHT CLASS	WT/LBS.	CUBIC FT.	LIST PRICE	HP ADD
<b>D x W x H</b>						
S4224SS1	24 x 42 x 29	250	53	22.16	<b>\$903</b>	<b>\$163</b>
S4824SS1	24 x 48 x 29	250	61	23.65	<b>\$940</b>	<b>\$186</b>
S6024SS1	24 x 60 x 29	250	71	26.95	<b>\$1010</b>	<b>\$232</b>
S7224SS1	24 x 72 x 29	250	82	29.94	<b>\$1075</b>	<b>\$278</b>
S8424SS1	24 x 84 x 29	250	92	32.93	<b>\$1144</b>	<b>\$325</b>
S4230SS1	30 x 42 x 29	250	67	22.46	<b>\$954</b>	<b>\$204</b>
S4830SS1	30 x 48 x 29	250	75	24.25	<b>\$991</b>	<b>\$232</b>
S6030SS1	30 x 60 x 29	250	86	27.69	<b>\$1079</b>	<b>\$292</b>
S7230SS1	30 x 72 x 29	250	99	30.69	<b>\$1153</b>	<b>\$348</b>
S8430SS1	30 x 84 x 29	250	110	33.68	<b>\$1232</b>	<b>\$408</b>

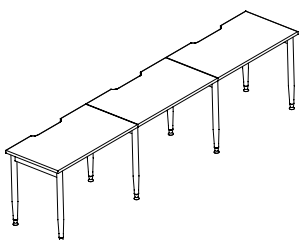
Single sided standalone benching units consist of one top with a center cutaway for wire pass thru and two SideBar leg assemblies for freestanding applications. A support bar extends 3.25" below worksurface and is shipped together in a separate carton. Freestanding.



2 Single Sided Stations

S4224SS2	24 x 84 x 29	250	92	43.60	<b>\$1551</b>	<b>\$325</b>
S4824SS2	24 x 96 x 29	250	105	45.60	<b>\$1630</b>	<b>\$371</b>
S6024SS2	24 x 120 x 29	250	125	50	<b>\$1764</b>	<b>\$463</b>
S7224SS2	24 x 144 x 29	250	146	54	<b>\$1899</b>	<b>\$556</b>
S8424SS2	24 x 168 x 29	250	166	58	<b>\$2033</b>	<b>\$649</b>
S4230SS2	30 x 84 x 29	250	115	44	<b>\$1649</b>	<b>\$408</b>
S4830SS2	30 x 96 x 29	250	130	46.40	<b>\$1723</b>	<b>\$463</b>
S6030SS2	30 x 120 x 29	250	152	51	<b>\$1899</b>	<b>\$579</b>
S7230SS2	30 x 144 x 29	70	1075	55	<b>\$2047</b>	<b>\$695</b>
S8430SS2	30 x 168 x 29	250	198	59	<b>\$2200</b>	<b>\$811</b>

Single sided standalone benching units consist of two tops with a center cutaway for wire pass thru and three SideBar leg assemblies for freestanding applications. Support bars extend 3.25" below worksurfaces (one for each surface) and are shipped together in a separate carton. Freestanding.



3 Single Sided Stations

S4224SS3	24 x 126 x 29	300	134	70	<b>\$2200</b>	<b>\$487</b>
S4824SS3	24 x 144 x 29	250	154	73.75	<b>\$2320</b>	<b>\$556</b>
S6024SS3	24 x 180 x 29	250	185	83.75	<b>\$2524</b>	<b>\$695</b>
S7224SS3	24 x 216 x 29	250	217	92.50	<b>\$2723</b>	<b>\$834</b>
S8424SS3	24 x 252 x 29	250	247	101.2	<b>\$2926</b>	<b>\$973</b>
S4230SS3	30 x 126 x 29	250	167	71.25	<b>\$2343</b>	<b>\$612</b>
S4830SS3	30 x 144 x 29	250	192	75	<b>\$2454</b>	<b>\$695</b>
S6030SS3	30 x 180 x 29	250	226	85	<b>\$2718</b>	<b>\$871</b>
S7230SS3	30 x 216 x 29	250	261	93.75	<b>\$2940</b>	<b>\$1042</b>
S8430SS3	30 x 252 x 29	250	295	102.5	<b>\$3167</b>	<b>\$1218</b>

Single sided standalone benching units consist of three tops with a center cutaway for wire pass thru and four SideBar leg assemblies for freestanding applications. Support bars extend 3.25" below worksurfaces (one for each surface) and are shipped together in a separate carton. Freestanding.

**Required Specifications**

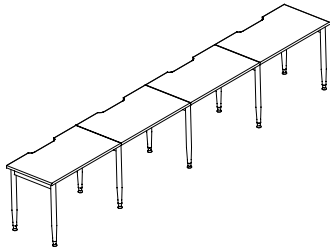
Top finish  
Top/edge detail  
Base finish

**Optional Specifications**

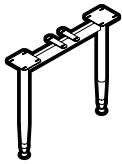
HP laminate  
Additional grommet  
Power/data management troughs

**Accessories**

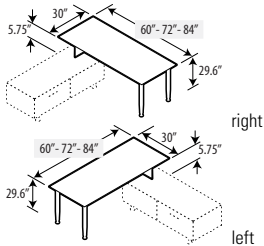
Power block



**4 Single Sided Stations**



**Legs**



**Transitional Work Tables**

MODEL#	DIMENSIONS D x W x H	FREIGHT CLASS	WT/LBS.	CUBIC FT.	LIST PRICE	HP ADD
S4224SS4	24 x 168 x 29	300	172	109.2	<b>\$2848</b>	<b>\$649</b>
S4824SS4	24 x 192 x 29	300	198	116.7	<b>\$3005</b>	<b>\$741</b>
S6024SS4	24 x 240 x 29	300	239	128.7	<b>\$3278</b>	<b>\$926</b>
S7224SS4	24 x 288 x 29	300	281	140.7	<b>\$3547</b>	<b>\$1112</b>
S8424SS4	24 x 336 x 29	250	321	152.6	<b>\$3815</b>	<b>\$1297</b>
S4230SS4	30 x 168 x 29	300	217	110.7	<b>\$3033</b>	<b>\$811</b>
S4830SS4	30 x 192 x 29	250	247	118.2	<b>\$3186</b>	<b>\$926</b>
S6030SS4	30 x 240 x 29	250	292	130.2	<b>\$3538</b>	<b>\$1158</b>
S7230SS4	30 x 288 x 29	250	338	142.2	<b>\$3829</b>	<b>\$1389</b>
S8430SS4	30 x 336 x 29	250	383	155.6	<b>\$4139</b>	<b>\$1621</b>

Single sided standalone benching units consist of four tops with a center cutaway for wire pass thru and five SideBar leg assemblies for freestanding applications. Support bars extend 3.25" below worksurfaces (one for each surface) and are shipped together in a separate carton. Freestanding.

SXLEG48	6 x 26 x 28.6	150	18	3.60	<b>\$246</b>	n/a
SXLEG60	6 x 32 x 28.6	250	20	9	<b>\$264</b>	n/a

Leg assemblies for the structure of SideBar back-to-back tables. Used with SxxxxCER and SxxxxBE units to form extended runs of SideBar tables. Specify Black (BK) or Silver (SI). Tops sold separately.

- (1) SXLEG48 can be shared by four adjoining 24" d worksurfaces.
- (1) SXLEG60 can be shared by four adjoining 30" d worksurfaces.

S6030CLR	30 x 60 x 29.6	100	64	8	<b>\$672</b>	<b>\$301</b>
S7230CLR	30 x 72 x 29.6	100	74	9	<b>\$737</b>	<b>\$348</b>
S8430CLR	30 x 84 x 29.6	100	84	10	<b>\$783</b>	<b>\$417</b>
S6030CLL	30 x 60 x 29.6	100	64	8	<b>\$672</b>	<b>\$301</b>
S7230CLL	30 x 72 x 29.6	100	74	9	<b>\$737</b>	<b>\$348</b>
S8430CLL	30 x 84 x 29.6	100	84	10	<b>\$783</b>	<b>\$417</b>

Transitional table includes worksurface, SideBar leg assembly and laminate support base for use on **low credenzas**. Ships in two cartons.

**Required Specifications**

Top finish  
Top/edge detail  
Base finish

**Optional Specifications**

HP laminate  
Additional grommet  
Power/data management troughs

**Accessories**

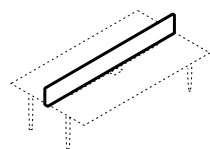
Power block

TABLE DIVIDERS - LAMINATE

MODEL# DIMENSIONS FREIGHT CLASS WT/LBS. CUBIC FT. LIST PRICE HP ADD

D x W x H

S42FUL9	.69 x 42 x 6.75	70	16	.80	<b>\$209</b>	n/a
S48FUL9	.69 x 48 x 6.75	70	18	.90	<b>\$227</b>	n/a
S60FUL9	.69 x 60 x 6.75	70	21	1.10	<b>\$250</b>	n/a
S72FUL9	.69 x 72 x 6.75	70	23	1.20	<b>\$269</b>	n/a
S84FUL9	.69 x 84 x 6.75	70	26	1.40	<b>\$292</b>	n/a
S42FUL16	.69 x 42 x 13.5	70	19	1	<b>\$250</b>	n/a
S48FUL16	.69 x 48 x 13.5	70	22	1.20	<b>\$269</b>	n/a
S60FUL16	.69 x 60 x 13.5	70	27	1.40	<b>\$288</b>	n/a
S72FUL16	.69 x 72 x 13.5	70	32	1.60	<b>\$311</b>	n/a
S84FUL16	.69 x 84 x 13.5	70	37	1.80	<b>\$329</b>	n/a

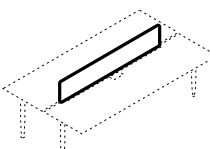


Full Width

Full width table dividers secure between **two back-to-back tables**, dividing space and providing varying levels of privacy. Specify the model # that corresponds to the overall surface width.

- SxxFUL9 dividers reach a finished height of 36.35", matching "Tier 2" units.
- SxxFUL16 dividers reach a finished height of 43.10", matching "Tier 2.5" units.

S42PAR9	.69 x 22 x 6.75	70	11	.50	<b>\$176</b>	n/a
S48PAR9	.69 x 28 x 6.75	70	12	.60	<b>\$186</b>	n/a
S60PAR9	.69 x 40 x 6.75	70	14	.80	<b>\$204</b>	n/a
S72PAR9	.69 x 52 x 6.75	100	16	2	<b>\$227</b>	n/a
S84PAR9	.69 x 64 x 6.75	70	19	1.10	<b>\$246</b>	n/a
S42PAR16	.69 x 22 x 13.5	70	14	.70	<b>\$213</b>	n/a
S48PAR16	.69 x 28 x 13.5	70	17	.80	<b>\$227</b>	n/a
S60PAR16	.69 x 40 x 13.5	70	22	1	<b>\$246</b>	n/a
S72PAR16	.69 x 52 x 13.5	70	26	1.20	<b>\$264</b>	n/a
S84PAR16	.69 x 64 x 13.5	70	14	.70	<b>\$288</b>	n/a

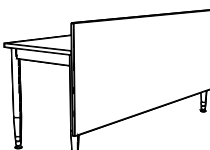


Partial Width

Partial width table dividers secure between **two back-to-back tables**, dividing space and providing varying levels of privacy. Partial width dividers are nominal and provide 10" of space on either side of the panel. Specify the model # that corresponds to the overall surface width.

- SxxPAR9 dividers reach a finished height of 36.35", matching "Tier 2" units.
- SxxPAR16 dividers reach a finished height of 43.10", matching "Tier 2.5" units.
- Gaps in between two adjacent panels can be filled with Separator Fillers and Shared Divider Storage Fillers. See page xx for details.

SS42FUL9	.69 x 42 x 25.75	85	29	2	<b>\$329</b>	n/a
SS48FUL9	.69 x 48 x 25.75	85	32	2.20	<b>\$348</b>	n/a
SS60FUL9	.69 x 60 x 25.75	85	36	2.80	<b>\$389</b>	n/a
SS72FUL9	.69 x 72 x 25.75	85	46	3.20	<b>\$436</b>	n/a
SS84FUL9	.69 x 84 x 25.75	85	53	3.80	<b>\$473</b>	n/a
SS42FUL16	.69 x 42 x 32.5	85	34	2.40	<b>\$343</b>	n/a
SS48FUL16	.69 x 48 x 32.5	85	38	2.60	<b>\$380</b>	n/a
SS60FUL16	.69 x 60 x 32.5	85	47	3.20	<b>\$426</b>	n/a
SS72FUL16	.69 x 72 x 32.5	85	55	3.80	<b>\$477</b>	n/a
SS84FUL16	.69 x 84 x 32.5	85	64	4.40	<b>\$524</b>	n/a



Full Width, for Single Sided Tables

Full width table dividers secure in front of **single sided tables**, dividing space and providing varying levels of privacy. Specify the model # that corresponds to the overall surface width.

- SSxxFUL9 dividers reach a finished height of 36.35", matching "Tier 2" units.
- SSxxFUL16 dividers reach a finished height of 43.10", matching "Tier 2.5" units.

Required Specifications

- Top finish
- Top/edge detail
- Base finish

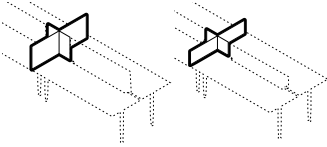
Optional Specifications

- HP laminate
- Additional grommet
- Power/data management troughs

Accessories

- Power block

## FILLERS

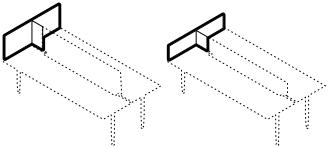


### Middle Separating Filler

MODEL#	DIMENSIONS D x W x H	FREIGHT CLASS	WT./LBS.	CUBIC FT.	LIST PRICE	HP ADD
S2046S9	46 x 20 x 6.75	100	19	2.21	<b>\$200</b>	n/a
S2058S9	58 x 20 x 6.75	125	20	2.64	<b>\$218</b>	n/a
S2046S16	46 x 20 x 13.5	92.5	28	2.78	<b>\$292</b>	n/a
S2058S16	58 x 20 x 13.5	100	29	3.33	<b>\$311</b>	n/a

Middle separating fillers provide privacy and divide space between two users.

- To be used in conjunction with PARTIAL WIDTH table dividers
- SxxxxS9 dividers reach a finished height of 36.35", matching "Tier 2" units.
- SxxxxS16 dividers reach a finished height of 43.10", matching "Tier 2.5" units.

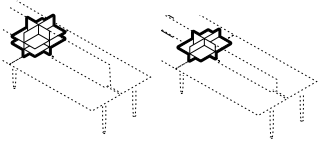


### End Separating Filler

S1046E9	46 x 10 x 6.75	100	15	1.56	<b>\$167</b>	n/a
S1058E9	58 x 10 x 6.75	100	17	1.86	<b>\$186</b>	n/a
S1046E16	46 x 10 x 13.5	92.5	25	2.37	<b>\$250</b>	n/a
S1058E16	58 x 10 x 13.5	100	27	2.84	<b>\$274</b>	n/a

End separating fillers provide privacy at the end of a run of benching tables.

- To be used in conjunction with PARTIAL WIDTH table dividers
- SxxxxE9 dividers reach a finished height of 36.35", matching "Tier 2" units.
- SxxxxE16 dividers reach a finished height of 43.10", matching "Tier 2.5" units.

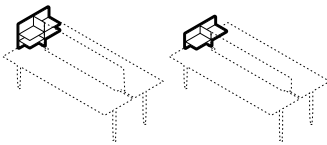


### Middle Collator Filler

S2024C9	24 x 20 x 6.75	70	21	1.12	<b>\$218</b>	n/a
S2024C16	24 x 20 x 13.5	65	33	1.44	<b>\$320</b>	n/a

Middle collator fillers feature open storage between two users.

- To be used in conjunction with PARTIAL WIDTH table dividers
- SxxxxC9 dividers reach a finished height of 36.35", matching "Tier 2" units.
- SxxxxC16 dividers reach a finished height of 43.10", matching "Tier 2.5" units.

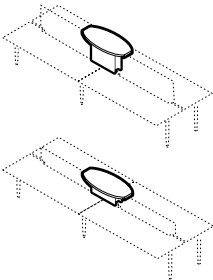


### End Collator Filler

S1024EC9	24 x 10 x 6.75	70	14	.81	<b>\$172</b>	n/a
S1024EC16	24 x 10 x 13.5	70	22	1.30	<b>\$241</b>	n/a

End collator fillers feature open storage between two users.

- To be used in conjunction with PARTIAL WIDTH table dividers
- SxxxxEC9 dividers reach a finished height of 36.35", matching "Tier 2" units.
- SxxxxEC16 dividers reach a finished height of 43.10", matching "Tier 2.5" units.



### Transaction Top Filler

S3612T9	12 x 36 x 7.75	85	31	2.50	<b>\$301</b>	n/a
S3612T16	12 x 36 x 14.5	70	42	2	<b>\$343</b>	n/a

Transaction top filler feature an elevated worksurface between two users. Ships in two cartons.

- To be used in conjunction with PARTIAL WIDTH table dividers
- Product does not match any tier.
- S3612T9 dividers reach a finished height of 37.35".
- S3612T16 dividers reach a finished height of 44.10".

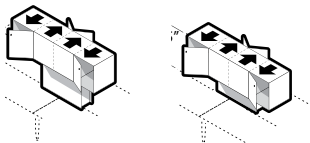
#### Required Specifications

Top finish  
Top/edge detail (Transaction Shelf only)  
Base finish

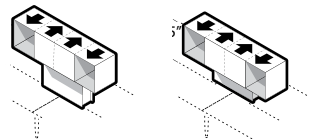
#### Optional Specifications

HP laminate (Transaction Top only)

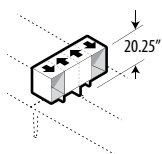
FILLERS



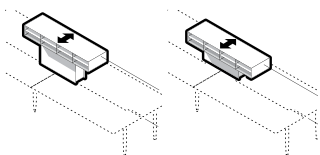
**Shared Divider Storage Filler - Closed**



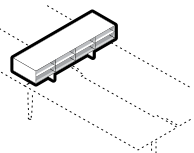
**Shared Divider Storage Filler - Open**



**Shared Side Storage Filler - Open**



**Shared Pigeon Hole Storage Filler**



**Shared Side Pigeon Hole Storage Filler**

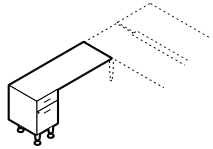
MODEL#	DIMENSIONS	FREIGHT CLASS	WT/LBS.	CUBIC FT.	LIST PRICE	HP ADD
<b>D x W x H</b>						
S4813PCL	13.4 x 48 x 20.25	85	110	8.98	<b>\$1176</b>	n/a
S4813PCH	13.4 x 48 x 27	85	120	9.46	<b>\$1260</b>	n/a
<p>Closed double sided storage units for users on opposite sides of back-to-back bench. Locking hinged doors. Openings will comfortably fit binders.</p> <ul style="list-style-type: none"> <li>• To be used in conjunction with PARTIAL WIDTH table dividers</li> <li>• S4813PCL storage fillers reach a finished height of 49.85", matches Tier 3 when placed on benching units.</li> <li>• S4813PCH storage fillers reach a finished height of 56.6", matches Tier 3.5 when placed on benching units.</li> </ul>						
S4813POL	13.4 x 48 x 20.25	92.5	96	8.98	<b>\$917</b>	n/a
S4813POH	13.4 x 48 x 27	92.5	107	9.46	<b>\$1005</b>	n/a
<p>Open double sided storage units for users on opposite sides of back-to-back bench. Ships in three cartons. Openings will comfortably fit binders.</p> <ul style="list-style-type: none"> <li>• To be used in conjunction with PARTIAL WIDTH table dividers</li> <li>• S4813POL storage fillers reach a finished height of 49.85", matches Tier 3 when placed on benching units.</li> <li>• S4813POH storage fillers reach a finished height of 56.6", matches Tier 3.5 when placed on benching units.</li> </ul>						
S3613SSO	13.4 x 36 x 20.25	92.5	67	5.75	<b>\$612</b>	n/a
S4813SSO	13.4 x 48 x 20.25	100	77	7.75	<b>\$686</b>	n/a
<p>Double sided storage units for users on both sides of a back-to-back bench. Openings will comfortably fit binders.</p> <ul style="list-style-type: none"> <li>• To be used in conjunction with PARTIAL WIDTH table dividers</li> <li>• Sxx13SSO side storage fillers reach a finished height of 49.85", matches Tier 3 when placed on benching units.</li> </ul>						
S4212GL	12 x 42 x 11.65	85	37	2.70	<b>\$760</b>	n/a
S4212GH	12 x 42 x 18.35	70	66	4.40	<b>\$843</b>	n/a
<p>Pass thru pigeon hole storage for users on opposite sides of a back-to-back bench. Ships in three cartons.</p> <ul style="list-style-type: none"> <li>• To be used in conjunction with PARTIAL WIDTH table dividers</li> <li>• Product does not match any tier.</li> <li>• S4212GL pigeon hole fillers reach a finished height of 41.25".</li> <li>• S4212GH pigeon hole fillers reach a finished height of 47.95".</li> </ul>						
S4212SG	12 x 42 x 6.75	85	37	2.70	<b>\$510</b>	n/a
<p>Pass thru pigeon hole storage for users on one side of a back-to-back bench.</p> <ul style="list-style-type: none"> <li>• To be used in conjunction with PARTIAL WIDTH table dividers</li> <li>• S4212SG reaches a finished height of 36.35", matches Tier 2 when placed on benching units.</li> </ul>						

**Required Specifications**

Top finish  
 Top/edge detail  
 Base finish

Door Fronts (Shared Divider Storage only)  
 Collator Finish (Pigeon Hole Storage only)  
 Lock Finish (Shared Divider w/Doors only)

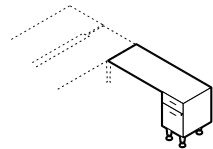
## RETURNS



**Pedestal Return - Left**

MODEL#	DIMENSIONS D x W x H	FREIGHT CLASS	WT/LBS.	CUBIC FT.	LIST PRICE	HP ADD
S3620CZL	20 x 36 x 29.6	100	99	10.10	<b>\$889</b>	<b>\$116</b>
S4220CZL	20 x 42 x 29.6	100	103	10.50	<b>\$908</b>	<b>\$139</b>
S4820CZL	20 x 48 x 29.6	100	106	10.76	<b>\$926</b>	<b>\$163</b>
S5420CZL	20 x 54 x 29.6	100	110	11.10	<b>\$940</b>	<b>\$186</b>
S3624CZL	24 x 36 x 29.6	100	112	12	<b>\$945</b>	<b>\$139</b>
S4224CZL	24 x 42 x 29.6	100	116	12.26	<b>\$968</b>	<b>\$163</b>
S4824CZL	24 x 48 x 29.6	100	120	12.76	<b>\$987</b>	<b>\$186</b>
S5424CZL	24 x 54 x 29.6	100	124	13	<b>\$1005</b>	<b>\$209</b>

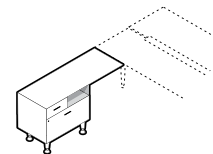
Flush return with 16" w box/file pedestal on **LEFT** with handles. Lock secures both drawers. Ships in two cartons.



**Pedestal Return - Right**

S3620CZR	20 x 36 x 29.6	100	99	10.10	<b>\$889</b>	<b>\$116</b>
S4220CZR	20 x 42 x 29.6	100	103	10.50	<b>\$908</b>	<b>\$139</b>
S4820CZR	20 x 48 x 29.6	100	106	10.76	<b>\$926</b>	<b>\$163</b>
S5420CZR	20 x 54 x 29.6	100	110	11.10	<b>\$940</b>	<b>\$186</b>
S3624CZR	24 x 36 x 29.6	100	112	12	<b>\$945</b>	<b>\$139</b>
S4224CZR	24 x 42 x 29.6	100	116	12.26	<b>\$968</b>	<b>\$163</b>
S4824CZR	24 x 48 x 29.6	100	120	12.76	<b>\$987</b>	<b>\$186</b>
S5424CZR	24 x 54 x 29.6	100	124	13	<b>\$1005</b>	<b>\$209</b>

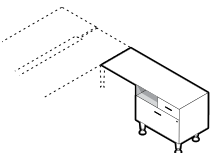
Flush return with 16" w box/file pedestal on **RIGHT** with handles. Lock secures both drawers. Ships in two cartons.



**Mixed Storage Return - Left**

S4220CPL	20 x 42 x 29.6	100	140	16.40	<b>\$1167</b>	n/a
S4820CPL	20 x 48 x 29.6	100	144	16.76	<b>\$1186</b>	n/a
S5420CPL	20 x 54 x 29.6	100	148	17	<b>\$1204</b>	n/a
S6020CPL	20 x 60 x 29.6	100	151	17.30	<b>\$1218</b>	n/a
S4224CPL	24 x 42 x 29.6	100	158	19.26	<b>\$1237</b>	n/a
S4824CPL	24 x 48 x 29.6	100	162	19.60	<b>\$1260</b>	n/a
S5424CPL	24 x 54 x 29.6	100	166	20	<b>\$1278</b>	n/a
S6024CPL	24 x 60 x 29.6	100	170	20.40	<b>\$1297</b>	n/a

Flush return with 30" w mixed storage pedestal on **LEFT** with handles. Box drawer upper left, open shelf upper right and lateral file on bottom. Lock secures both drawers. Ships in two cartons.



**Mixed Storage Return - Right**

S4220CPR	20 x 42 x 29.6	100	140	16.40	<b>\$1167</b>	n/a
S4820CPR	20 x 48 x 29.6	100	144	16.76	<b>\$1186</b>	n/a
S5420CPR	20 x 54 x 29.6	100	148	17	<b>\$1204</b>	n/a
S6020CPR	20 x 60 x 29.6	100	151	17.30	<b>\$1218</b>	n/a
S4224CPR	24 x 42 x 29.6	100	158	19.26	<b>\$1237</b>	n/a
S4824CPR	24 x 48 x 29.6	100	162	19.60	<b>\$1260</b>	n/a
S5424CPR	24 x 54 x 29.6	100	166	20	<b>\$1278</b>	n/a
S6024CPR	24 x 60 x 29.6	100	170	20.40	<b>\$1297</b>	n/a

Flush return with 30" w mixed storage pedestal on **RIGHT** with handles. Box drawer upper right, open shelf upper left and lateral file on bottom. Lock secures both drawers. Ships in two cartons.

### Required Specifications

Top finish  
Top/edge detail  
Base finish  
Handles, Drawer Fronts

### Optional Specifications

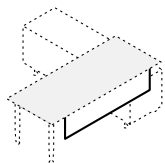
HP laminate  
Power block cut out grommet

### Accessories

Power block

MODESTIES AND DIVIDERS

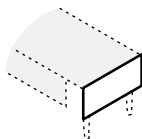
MODEL# DIMENSIONS FREIGHT CLASS WT/LBS. CUBIC FT. LIST PRICE HP ADD



**Modesty for Transitional Work Table**

	D x W x H					
S60MPTC	.69 x 44 x 14	60	32	.80	<b>\$167</b>	n/a
S72MPTC	.69 x 56 x 14	60	38	1	<b>\$190</b>	n/a
S84MPTC	.69 x 68 x 14	60	45	1.10	<b>\$204</b>	n/a

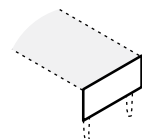
Modesty attaches to Transitional Work Table. Modesty is inset .6875" (11/16") from the front edge and 8.25" from each side. Modesty clearance is 14.5" above finished floor. Specify the model # that corresponds to the overall surface width. Ships in two cartons.



**Flush End of Run Modesty Panel for Transitional Tables**

S30SMP1	.69 x 30 x 21.25	70	13	.60	<b>\$204</b>	n/a
---------	------------------	----	----	-----	--------------	-----

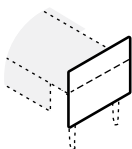
Flush end of run modesty matches the height of the worksurface. End cap clearance is 8.25" above finished floor. Ships in two cartons.



**Flush End of Run Modesty Panel for Single Sided Benching Units**

SS24SMP1	.69 x 24 x 21.25	70	21	1	<b>\$149</b>	n/a
SS30SMP1	.69 x 30 x 21.25	65	28	1.20	<b>\$181</b>	n/a

Flush end of run modesty matches the height of the worksurface. End cap clearance is 8.25" above finished floor. Ships in two cartons.

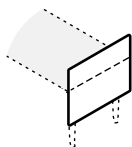


**Partial Height End of Run Divider for Transitional Tables**

S30SMP3	.69 x 30 x 25.75	70	19	.90	<b>\$204</b>	n/a
---------	------------------	----	----	-----	--------------	-----

Partial height end of run divider runs above and below the worksurface. Top of the panel is 6.75" above the worksurface. Clearance is 8.25" above finished floor. Ships in two cartons.

- S30SMP3 work table dividers reach a finished height of 36.35", matches Tier 2 when placed on work tables.

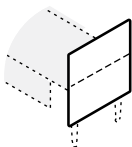


**Partial Height End of Run Divider for Single Sided Benching Units**

SS24SMP3	.69 x 24 x 25.75	70	25	1.20	<b>\$186</b>	n/a
SS30SMP3	.69 x 30 x 25.75	65	32	1.40	<b>\$204</b>	n/a

Partial height end of run divider runs above and below the worksurface. Top of the panel is 6.75" above the worksurface. Clearance is 8.25" above finished floor. Ships in two cartons.

- SS30SMP3 work table dividers reach a finished height of 36.35", matches Tier 2 when placed on work tables.



**Full Height End of Run Divider for Transitional Tables**

S30SMP2	.69 x 30 x 34.75	70	23	1.08	<b>\$227</b>	n/a
---------	------------------	----	----	------	--------------	-----

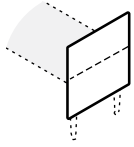
Full height end of run divider runs above and below the worksurface. Top of the panel is 13.5" above the worksurface. End cap clearance is 8.25" above finished floor. Ships in two cartons.

- S30SMP2 end of run dividers reach a finished height of 43.10", matches Tier 2.5 when placed on work tables.

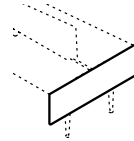
**Required Specifications**

Modesty Panel / Divider Finish

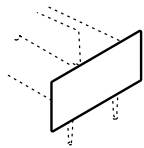
## MODESTIES AND DIVIDERS



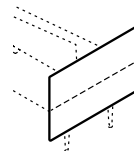
**Full Height End of Run Divider for Single Sided Benching Units**



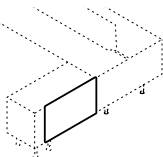
**Flush End of Run Modesty**



**Partial Height End of Run Divider**



**Full Height End of Run Divider**



**Flush Modesty for Returns**

MODEL#	DIMENSIONS	FREIGHT CLASS	WT/LBS.	CUBIC FT.	LIST PRICE	HP ADD
--------	------------	---------------	---------	-----------	------------	--------

**D x W x H**

SS24SMP2	.69 x 24 x 32.5	70	28	1.40	<b>\$172</b>	n/a
SS30SMP2	.69 x 30 x 32.5	70	36	1.70	<b>\$223</b>	n/a

Full height end of run divider runs above and below the worksurface. Top of the panel is 13.5" above the worksurface. End cap clearance is 8.25" above finished floor. Ships in two cartons.

- SS30SMP2 end of run dividers reach a finished height of 43.10", matches Tier 2.5 when placed on work tables.

S48MPB1	.69 x 48 x 21.25	60	32	.90	<b>\$190</b>	n/a
S60MPB1	.69 x 60 x 21.25	60	42	1.10	<b>\$195</b>	n/a

Flush end of run modesty matches the height of the worksurface. End cap clearance is 8.25" above finished floor. Ships in two cartons.

- S48MPB1 to be used with 24"d back-to-back benching units.
- S60MPB1 to be used with 30"d back-to-back benching units.

S48MPB2	.69 x 48 x 25.75	60	37	1.16	<b>\$232</b>	n/a
S60MPB2	.69 x 60 x 25.75	60	47	1.40	<b>\$237</b>	n/a

Partial height end of run divider runs above and below the worksurface. Top of the panel is 6.75" above the worksurface. Clearance is 8.25" above finished floor. Ships in two cartons.

- S48MPB2 to be used with 24"d back-to-back benching units.
- S60MPB2 to be used with 30"d back-to-back benching units.
- SxxMPB2 end of run dividers reach a finished height of 36.35", matches Tier 2 when placed on benching units.

S48MPB5	.69 x 48 x 32.5	70	33	1.56	<b>\$223</b>	n/a
S60MPB5	.69 x 60 x 32.5	65	43	1.90	<b>\$250</b>	n/a

Full height end of run divider runs above and below the worksurface. Top of the panel is 13.5" above the worksurface. Clearance is 8.25" above finished floor. Ships in two cartons.

- S48MPB5 to be used with 24"d back-to-back benching units.
- S60MPB5 to be used with 30"d back-to-back benching units.
- SxxMPB5 end of run dividers reach a finished height of 43.10", matches Tier 2.5 when placed on benching units.

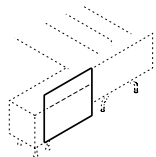
S36MPR1	.69 x 28.5 x 21.25	60	20	.60	<b>\$176</b>	n/a
S42MPR1	.69 x 34.5 x 21.25	60	21	.70	<b>\$190</b>	n/a
S48MPR1	.69 x 40.5 x 21.25	65	23	.80	<b>\$204</b>	n/a
S54MPR1	.69 x 46.5 x 21.25	65	24	.90	<b>\$218</b>	n/a
S60MPR1	.69 x 52.5 x 21.25	65	25	.90	<b>\$232</b>	n/a

Flush modesty panel for use on returns. Top of the modesty panel matches the height of the worksurface. Modesty panel is inset 7.5" from the pedestal end of the return. Modesty panel clearance is 8.5" above finished floor. Specify the model # that corresponds to the overall return width. Ships in two cartons.

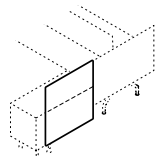
**Required Specifications**

Modesty panel / divider finish

MODESTIES AND DIVIDERS



**Partial Height Divider for Returns**



**Full Height Divider for Returns**



**Mobile Pedestal**

MODEL#	DIMENSIONS D x W x H	FREIGHT CLASS	WT/LBS.	CUBIC FT.	LIST PRICE	HP ADD
S36MPR5	.69 x 28.5 x 25.75	65	18	.76	<b>\$167</b>	n/a
S42MPR5	.69 x 34.5 x 25.75	65	21	.86	<b>\$176</b>	n/a
S48MPR5	.69 x 40.5 x 25.75	65	24	1.06	<b>\$190</b>	n/a
S54MPR5	.69 x 46.5 x 25.75	70	27	1.26	<b>\$204</b>	n/a
S60MPR5	.69 x 52.5 x 25.75	65	30	1.26	<b>\$218</b>	n/a

Partial height divider for use on returns. Modesty panel is inset 7.5" from the pedestal end of the return. Modesty panel clearance is 8.25" above finished floor. Specify the model # that corresponds to the overall return width. Ships in two cartons.

- SxxMPR5 pedestal return dividers reach a finished height of 36.35", matches Tier 2 when placed on returns.

S36MPR4	.69 x 28.5 x 32.5	70	22	1	<b>\$190</b>	n/a
S42MPR4	.69 x 34.5 x 32.5	70	25	1.16	<b>\$204</b>	n/a
S48MPR4	.69 x 40.5 x 32.5	70	28	1.32	<b>\$218</b>	n/a
S54MPR4	.69 x 46.5 x 32.5	70	31	1.48	<b>\$232</b>	n/a
S60MPR4	.69 x 52.5 x 32.5	70	34	1.66	<b>\$246</b>	n/a

Full height divider for use on returns. Modesty panel is inset 7.5" from the pedestal end of the return. Modesty panel clearance is 8.25" above finished floor. Specify the model # that corresponds to the overall return width. Ships in two cartons.

- SxxMPR4 end of run dividers reach a finished height of 43.10", matches Tier 2.5 when placed on returns.

S1619MP	19 x 16 x 25	85	76	6	<b>\$700</b>	n/a
S1623MP	23 x 16 x 25	92.5	82	7	<b>\$727</b>	n/a

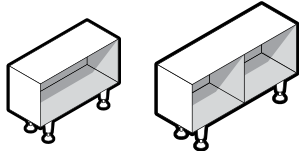
Box/File drawers on fully progressive ball bearing slides, accommodate letter and legal size hanging files. Pedestal top is inset within side panels. Includes counterweight to prevent tipping. Drawers are locking. Handles are standard. Only front casters are locking.

- File drawer construction is for accommodating hanging files and NOT for stacking material on the drawer bottom.

**Required Specifications**

- Top finish / modesty + divider finish
- Drawer front finish (Mobile Pedestal only)
- Base finish (Mobile Pedestal only)
- Handles (Mobile Pedestal only)

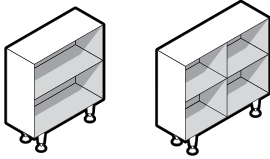
## STORAGE



30" w

36" w

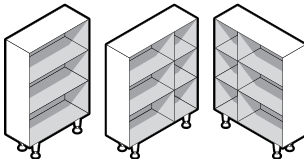
### Low Bookcase



30" w

36" w

### 2 High Bookcase

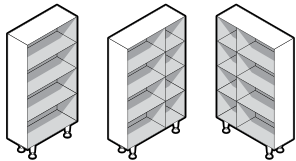


30" w

36" w - left

36" w - right

### 3 High Bookcase




30" w

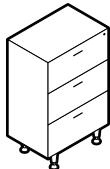
36" w - left

36" w - right

### 4 High Bookcase



### 2 High Lateral File



### 3 High Lateral File

MODEL#	DIMENSIONS	FREIGHT CLASS	WT/LBS.	CUBIC FT.	LIST PRICE	HP ADD
--------	------------	---------------	---------	-----------	------------	--------

**D x W x H**

S3012A0	12 x 30 x 22.85	125	49	7	<b>\$436</b>	n/a
S3612A0	12 x 36 x 22.85	125	61	8.25	<b>\$505</b>	n/a

Open bookcases accommodate binders in every cavity. One fixed shelf. 36" w units feature a fixed vertical divider.

S3012D0	12 x 30 x 36.35	125	77	10.50	<b>\$602</b>	n/a
S3612D0	12 x 36 x 36.35	125	94	12.50	<b>\$700</b>	n/a

Open bookcases accommodate binders in every cavity. Two fixed shelves. 36" w units feature a fixed vertical divider. Matches Tier 2.

S3012F0	12 x 30 x 49.85	125	102	14	<b>\$727</b>	n/a
S3612FOL	12 x 36 x 49.85	125	127	16.50	<b>\$862</b>	n/a
S3612FOR	12 x 36 x 49.85	125	127	16.50	<b>\$862</b>	n/a

Open bookcases accommodate binders in every cavity. Three fixed shelves. 36" w units feature a fixed vertical divider. Matches Tier 3.

S3012H0	12 x 30 x 63.35	125	129	17.50	<b>\$862</b>	n/a
S3612HOL	12 x 36 x 63.35	125	161	20.75	<b>\$1038</b>	n/a
S3612HOR	12 x 36 x 63.35	125	161	20.75	<b>\$1038</b>	n/a

Open bookcases accommodate binders in every cavity. Four fixed shelves. 36" w units feature a fixed vertical divider. Matches Tier 4.

S3020DZ	20 x 30 x 36.35	100	142	16.50	<b>\$1181</b>	n/a
S3024DZ	24 x 30 x 36.35	125	149	19.50	<b>\$1246</b>	n/a
S3620DZ	20 x 36 x 36.35	125	153	19.50	<b>\$1278</b>	n/a
S3624DZ	24 x 36 x 36.35	125	168	23.35	<b>\$1348</b>	n/a

Two file drawers. Handles are standard. Lock secures all drawers. Front-to-back and side-to-side letter/legal filing capability. Matches Tier 2.

- Lateral file drawer construction is for accommodating hanging files and NOT for stacking material on the drawer bottom.

S3020FZ	20 x 30 x 49.85	100	191	22	<b>\$1454</b>	n/a
S3024FZ	24 x 30 x 49.85	125	198	26	<b>\$1528</b>	n/a
S3620FZ	20 x 36 x 49.85	125	203	26	<b>\$1575</b>	n/a
S3624FZ	24 x 36 x 49.85	125	221	31	<b>\$1658</b>	n/a

Three file drawers. Handles are standard. Lock secures all drawers. Front-to-back and side-to-side letter/legal filing capability. Matches Tier 3.

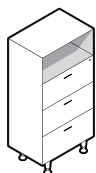
- Lateral file drawer construction is for accommodating hanging files and NOT for stacking material on the drawer bottom.

#### Required Specifications

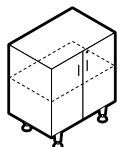
Top finish  
Top/edge detail  
Base finish  
Drawer Front Finish (Units w/doors)

Handles  
Leg Finish (Bookcases only)  
Shelf Finish (Open Units)

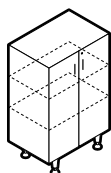
STORAGE



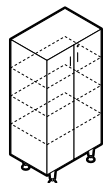
**3 High Lateral File - Open**



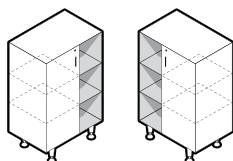
**2 High Storage Cabinet**



**3 High Storage Cabinet**

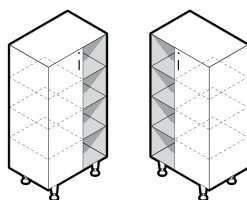


**4 High Storage Cabinet**



left right

**3 High Mixed Storage Cabinet**



left right

**4 High Mixed Storage Cabinet**

MODEL# DIMENSIONS FREIGHT CLASS WT/LBS. CUBIC FT. LIST PRICE HP ADD

D x W x H

S3020HZ	20 x 30 x 63.35	100	239	27.50	<b>\$1788</b>	n/a
S3024HZ	24 x 30 x 63.35	125	246	32.50	<b>\$1875</b>	n/a
S3620HZ	20 x 36 x 63.35	125	253	32.75	<b>\$1936</b>	n/a
S3624HZ	24 x 36 x 63.35	125	275	38.75	<b>\$2033</b>	n/a

Three file drawers. Handles are standard. Lock secures all drawers. Front-to-back and side-to-side letter/legal filing capability. Matches Tier 4.

- Lateral file drawer construction is for accommodating hanging files and NOT for stacking material on the drawer bottom.

S3020DX	20 x 30 x 36.35	125	122	16.50	<b>\$917</b>	n/a
S3024DX	24 x 30 x 36.35	125	139	19.50	<b>\$987</b>	n/a
S3620DX	20 x 36 x 36.35	125	151	19.50	<b>\$1075</b>	n/a
S3624DX	24 x 36 x 36.35	125	173	23	<b>\$1172</b>	n/a

Laminate doors are standard. Handles are standard. Two fixed shelves. Standard with lock. Matches Tier 2.

S3020FX	20 x 30 x 49.85	125	167	22	<b>\$1135</b>	n/a
S3024FX	24 x 30 x 49.85	125	190	26	<b>\$1227</b>	n/a
S3620FX	20 x 36 x 49.85	100	209	23.75	<b>\$1348</b>	n/a
S3624FX	24 x 36 x 49.85	125	238	30.75	<b>\$1473</b>	n/a

Laminate doors are standard. Handles are standard. Three fixed shelves. Standard with lock. Matches Tier 3.

S3020HX	20 x 30 x 63.35	125	212	27.50	<b>\$1362</b>	n/a
S3024HX	24 x 30 x 63.35	125	241	32.50	<b>\$1477</b>	n/a
S3620HX	20 x 36 x 63.35	100	266	32.50	<b>\$1658</b>	n/a
S3624HX	24 x 36 x 63.35	125	303	38.50	<b>\$1806</b>	n/a

Laminate doors are standard. Handles are standard. Includes four fixed shelves. Standard with lock. Matches Tier 4.

S3020FXL	20 x 30 x 49.85	100	178	22	<b>\$1144</b>	n/a
S3024FXL	24 x 30 x 49.85	125	205	26	<b>\$1255</b>	n/a
S3020FXR	20 x 30 x 49.85	100	178	22	<b>\$1144</b>	n/a
S3024FXR	24 x 30 x 49.85	125	205	26	<b>\$1255</b>	n/a

Laminate door is standard. Handles are standard. Includes three fixed shelves. Specify left or right. Standard with lock. Matches Tier 3.

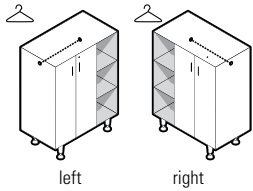
S3020HXL	20 x 30 x 63.35	100	226	27.50	<b>\$1380</b>	n/a
S3024HXL	24 x 30 x 63.35	100	261	32.50	<b>\$1510</b>	n/a
S3020HXR	20 x 30 x 63.35	100	226	27.50	<b>\$1380</b>	n/a
S3024HXR	24 x 30 x 63.35	100	261	32.50	<b>\$1510</b>	n/a

Laminate door is standard. Handles are standard. Includes four fixed shelves. Specify left or right. Standard with lock. Matches Tier 3.

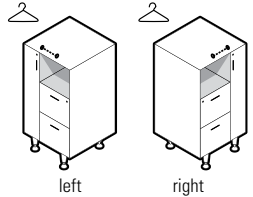
**Required Specifications**

Top finish	Handles
Top/edge detail	
Base finish	
Door / Drawer Front Finish	

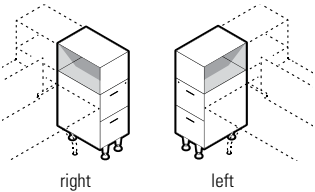
## STORAGE



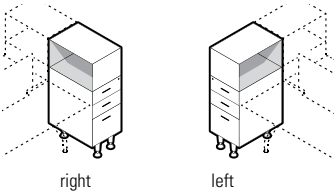
**Wardrobe - Laminate Doors**



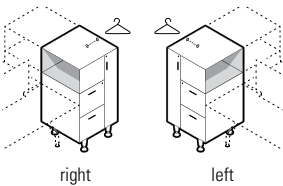
**Wardrobe Tower - File/File**



**Side Towers - File/File**



**Side Towers - Box/Box/File**



**Wardrobe Side Tower - File/File**

MODEL#	DIMENSIONS	FREIGHT CLASS	WT/LBS.	CUBIC FT.	LIST PRICE	HP ADD
--------	------------	---------------	---------	-----------	------------	--------

**D x W x H**

S3620FWL	20 x 36 x 49.85	125	178	26	<b>\$1200</b>	n/a
S3624FWL	24 x 36 x 49.85	125	203	30.75	<b>\$1297</b>	n/a
S3620FWR	20 x 36 x 49.85	125	178	26	<b>\$1200</b>	n/a
S3624FWR	24 x 36 x 49.85	125	203	30.75	<b>\$1297</b>	n/a

Laminate doors are standard. Handles are standard. Full length hanging rod included. Includes three fixed shelves. Specify left or right. Standard with lock. Matches Tier 3.

S2424FWL	24 x 24 x 49.85	100	189	21	<b>\$1468</b>	n/a
S2430FWL	30 x 24 x 49.85	100	221	26	<b>\$1519</b>	n/a
S2424FWR	24 x 24 x 49.85	100	189	21	<b>\$1468</b>	n/a
S2430FWR	30 x 24 x 49.85	100	221	26	<b>\$1519</b>	n/a

File/file drawers, open compartment, wardrobe cabinet with hanging rod, left or right handed. Handles are standard. Lock secures all drawers. Front-to-back and side-to-side letter/legal filing capability. Matches Tier 3.

- File drawer construction is for accommodating hanging files and NOT for stacking material on the drawer bottom.

S1624FZL	24 x 16 x 49.85	100	121	14.75	<b>\$1084</b>	n/a
S1630FZL	30 x 16 x 49.85	125	137	18	<b>\$1163</b>	n/a
S1624FZR	24 x 16 x 49.85	100	121	14.75	<b>\$1084</b>	n/a
S1630FZR	30 x 16 x 49.85	125	137	18	<b>\$1163</b>	n/a

File/file drawers, side facing open compartment, left or right handed. Handles are standard. Lock secures all drawers. Front-to-back and side-to-side letter/legal filing capability. Matches Tier 3.

- File drawer construction is for accommodating hanging files and NOT for stacking material on the drawer bottom.

S1624FYL	24 x 16 x 49.85	100	124	14.75	<b>\$1223</b>	n/a
S1630FYL	30 x 16 x 49.85	125	140	18	<b>\$1306</b>	n/a
S1624FYR	24 x 16 x 49.85	100	124	14.75	<b>\$1223</b>	n/a
S1630FYR	30 x 16 x 49.85	125	140	18	<b>\$1306</b>	n/a

Box/box/file drawers, side facing open compartment, left or right handed. Handles are standard. Lock secures all drawers. Front-to-back and side-to-side letter/legal filing capability. Matches Tier 3.

- File drawer construction is for accommodating hanging files and NOT for stacking material on the drawer bottom.

S2424FZL	24 x 24 x 49.85	100	171	21.25	<b>\$1399</b>	n/a
S2430FZL	30 x 24 x 49.85	125	195	25.75	<b>\$1510</b>	n/a
S2424FZR	24 x 24 x 49.85	100	171	21.25	<b>\$1399</b>	n/a
S2430FZR	30 x 24 x 49.85	125	195	25.75	<b>\$1510</b>	n/a

File/file drawers, side facing open compartment, wardrobe cabinet with hanging rod, left or right handed. Handles are standard. Lock secures all drawers. Front-to-back and side-to-side letter/legal filing capability. Matches Tier 3.

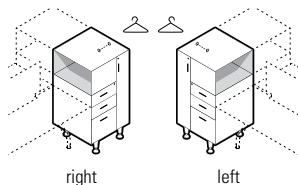
- File drawer construction is for accommodating hanging files and NOT for stacking material on the drawer bottom.

**Required Specifications**

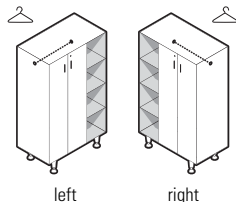
Top finish  
Top/edge detail  
Base finish  
Door / Drawer Front Finish

Handles

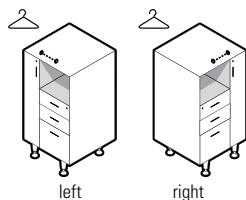
STORAGE



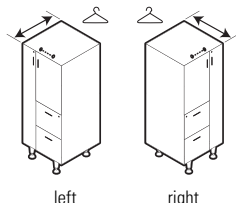
right left  
**Wardrobe Side Tower - Box/Box/File**



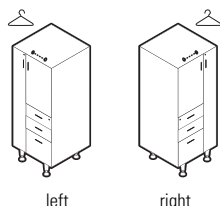
left right  
**Wardrobe - Laminate Doors**



left right  
**Wardrobe Tower - Box/Box/File**



left right  
**Wardrobe Tower - File/File**



left right  
**Wardrobe Tower - Box/Box/File**

MODEL#	DIMENSIONS	FREIGHT CLASS	WT./LBS.	CUBIC FT.	LIST PRICE	HP ADD
--------	------------	---------------	----------	-----------	------------	--------

D x W x H

S2424FYL	24 x 24 x 49.85	100	174	21.30	<b>\$1542</b>	n/a
S2430FYL	30 x 24 x 49.85	125	198	25.75	<b>\$1653</b>	n/a
S2424FYR	24 x 24 x 49.85	100	174	21.30	<b>\$1542</b>	n/a
S2430FYR	30 x 24 x 49.85	125	198	25.75	<b>\$1653</b>	n/a

Box/box/file drawers, side facing open compartment, wardrobe cabinet with hanging rod, left or right handed. Handles are standard. Lock secures all drawers. Front-to-back and side-to-side letter/legal filing capability. Matches Tier 3.

- File drawer construction is for accommodating hanging files and NOT for stacking material on the drawer bottom.

S3620HWL	20 x 36 x 63.35	125	222	32.50	<b>\$1431</b>	n/a
S3624HWL	24 x 36 x 63.35	125	251	38.50	<b>\$1547</b>	n/a
S3620HWR	20 x 36 x 63.35	125	222	32.50	<b>\$1431</b>	n/a
S3624HWR	24 x 36 x 63.35	125	251	38.50	<b>\$1547</b>	n/a

Laminate doors are standard. Handles are standard. Full length hanging rod included. Includes four fixed shelves. Specify left or right. Standard with lock. Matches Tier 4.

S2424FVL	24 x 24 x 49.85	100	189	21	<b>\$1588</b>	n/a
S2430FVL	30 x 24 x 49.85	100	221	26	<b>\$1635</b>	n/a
S2424FVR	24 x 24 x 49.85	100	189	21	<b>\$1588</b>	n/a
S2430FVR	30 x 24 x 49.85	100	221	26	<b>\$1635</b>	n/a

Box/box/file drawers, open compartment, wardrobe cabinet with hanging rod, left or right handed. Handles are standard. Lock secures all drawers. Front-to-back and side-to-side letter/legal filing capability. Matches Tier 3.

- File drawer construction is for accommodating hanging files and NOT for stacking material on the drawer bottom.

S2424HWL	24 x 24 x 63.35	100	241	26.50	<b>\$1774</b>	n/a
S2430HWL	30 x 24 x 63.35	100	271	32.50	<b>\$1820</b>	n/a
S2424HWR	24 x 24 x 63.35	100	241	26.50	<b>\$1820</b>	n/a
S2430HWR	30 x 24 x 63.35	100	271	32.50	<b>\$1820</b>	n/a

File/file drawers, storage compartment with hinged doors, wardrobe cabinet with hanging rod, left or right handed. Handles are standard. Lock secures all drawers. Front-to-back and side-to-side letter/legal filing capability. Matches Tier 4.

- File drawer construction is for accommodating hanging files and NOT for stacking material on the drawer bottom.

S2424HVL	24 x 24 x 63.35	100	241	26.50	<b>\$1894</b>	n/a
S2430HVL	30 x 24 x 63.35	100	271	32.50	<b>\$1936</b>	n/a
S2424HVR	24 x 24 x 63.35	100	241	26.50	<b>\$1894</b>	n/a
S2430HVR	30 x 24 x 63.35	100	271	32.50	<b>\$1936</b>	n/a

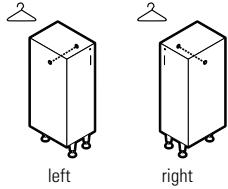
Box/box/file drawers, storage compartment with hinged doors, wardrobe cabinet with hanging rod, left or right handed. Handles are standard. Lock secures all drawers. Front-to-back and side-to-side letter/legal filing capability. Matches Tier 4.

- File drawer construction is for accommodating hanging files and NOT for stacking material on the drawer bottom.

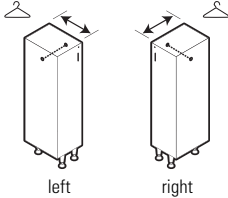
**Required Specifications**

Top finish	Handles
Top/edge detail	
Base finish	
Door / Drawer Front Finish	

## STORAGE



**Wardrobe - Laminate Door**



**Wardrobe - Laminate Door**

MODEL#	DIMENSIONS	FREIGHT CLASS	WT/LBS.	CUBIC FT.	LIST PRICE	HP ADD
--------	------------	---------------	---------	-----------	------------	--------

**D x W x H**

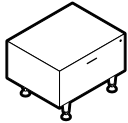
S1524FWL	24 x 15 x 49.85	125	108	13.75	<b>\$825</b>	n/a
S1530FWL	30 x 15 x 49.85	125	129	17	<b>\$922</b>	n/a
S1524FWR	24 x 15 x 49.85	125	108	13.75	<b>\$825</b>	n/a
S1530FWR	30 x 15 x 49.85	125	129	17	<b>\$922</b>	n/a

Laminate door is standard. Handles are standard. Full length hanging rod included. Specify left or right. Standard with lock. Matches Tier 3.

S1524HWL	24 x 15 x 63.35	125	135	17.25	<b>\$950</b>	n/a
S1530HWL	30 x 15 x 63.35	125	159	21.25	<b>\$1051</b>	n/a
S1524HWR	24 x 15 x 63.35	125	135	17.25	<b>\$950</b>	n/a
S1530HWR	30 x 15 x 63.35	125	159	21.25	<b>\$1051</b>	n/a

Laminate door is standard. Handles are standard. Full length hanging rod included. Specify left or right. Standard with lock. Matches Tier 4.

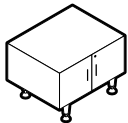
## LOW CREDENZAS



**Low Credenza - Lateral Drawer**

S3020AZ	20 x 30 x 22.85	100	91	11	<b>\$755</b>	<b>\$116</b>
S3024AZ	24 x 30 x 22.85	125	101	12.75	<b>\$806</b>	<b>\$116</b>
S3620AZ	20 x 36 x 22.85	125	103	13	<b>\$820</b>	<b>\$116</b>
S3624AZ	24 x 36 x 22.85	125	116	15.25	<b>\$875</b>	<b>\$139</b>

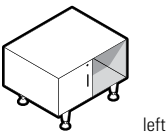
One file drawer. Handles are standard. Lock secures all drawers. Front-to-back and side-to-side letter/legal filing capability.  
 • Lateral file drawer construction is for accommodating hanging files and NOT for stacking material on the drawer bottom.



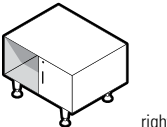
**Low Credenza - Storage Cabinet**

S3020AT	20 x 30 x 22.85	125	77	11	<b>\$672</b>	<b>\$116</b>
S3024AT	24 x 30 x 22.85	125	87	12.75	<b>\$723</b>	<b>\$116</b>
S3620AT	20 x 36 x 22.85	125	94	13	<b>\$760</b>	<b>\$116</b>
S3624AT	24 x 36 x 22.85	100	128	15.25	<b>\$926</b>	<b>\$139</b>

Laminate doors are standard. Handles are standard. Standard with lock.



left



right

**Low Credenza - Storage Compartment**

S3020ATL	20 x 30 x 22.85	150	65	11	<b>\$644</b>	<b>\$116</b>
S3024ATL	24 x 30 x 22.85	125	91	12.75	<b>\$700</b>	<b>\$116</b>
S3620ATL	20 x 36 x 22.85	125	89	13	<b>\$695</b>	<b>\$116</b>
S3624ATL	24 x 36 x 22.85	100	123	15.25	<b>\$862</b>	<b>\$139</b>

S3020ATR	20 x 30 x 22.85	150	65	11	<b>\$644</b>	<b>\$116</b>
S3024ATR	24 x 30 x 22.85	125	91	12.75	<b>\$700</b>	<b>\$116</b>
S3620ATR	20 x 36 x 22.85	125	89	13	<b>\$695</b>	<b>\$116</b>
S3624ATR	24 x 36 x 22.85	100	123	15.25	<b>\$862</b>	<b>\$139</b>

Laminate door is standard on one side, open cavity on the other. Specify left or right handed. Standard with lock.

### Required Specifications

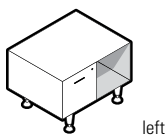
Top finish  
 Top/edge detail  
 Base finish  
 Door / Drawer Front Finish

Handles

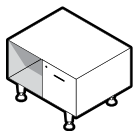
### Optional Specifications

HP Laminate (Low Credenzas only)

**LOW CREDENZAS**

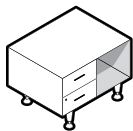


left

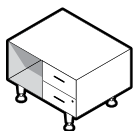


right

**Low Credenza - File Drawer Storage**

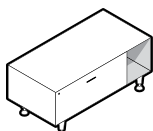


left

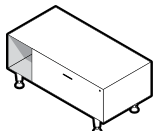


right

**Low Credenza - Box/Box Storage**

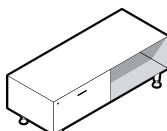


left

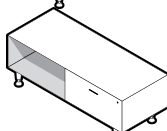


right

**Low Credenza - Lateral Drawer**



left



right

**Low Credenza - Lateral Drawer**

MODEL#	DIMENSIONS	FREIGHT CLASS	WT./LBS.	CUBIC FT.	LIST PRICE	HP ADD
--------	------------	---------------	----------	-----------	------------	--------

**D x W x H**

S3020ASL	20 x 30 x 22.85	125	84	11	<b>\$704</b>	<b>\$116</b>
S3024ASL	24 x 30 x 22.85	125	95	12.75	<b>\$760</b>	<b>\$116</b>
S3620ASL	20 x 36 x 22.85	125	93	13	<b>\$750</b>	<b>\$116</b>
S3624ASL	24 x 36 x 22.85	125	106	15.25	<b>\$811</b>	<b>\$139</b>

S3020ASR	20 x 30 x 22.85	125	84	11	<b>\$704</b>	<b>\$116</b>
S3024ASR	24 x 30 x 22.85	125	95	12.75	<b>\$760</b>	<b>\$116</b>
S3620ASR	20 x 36 x 22.85	125	93	13	<b>\$750</b>	<b>\$116</b>
S3624ASR	24 x 36 x 22.85	125	106	15.25	<b>\$811</b>	<b>\$139</b>

File drawer is standard on one side, open cavity on the other. Handles are standard. Specify left or right handed. Standard with lock. Front-to-back and side-to-side letter/legal filing capability.

- File drawer construction is for accommodating hanging files and NOT for stacking material on the drawer bottom.

S3020ARL	20 x 30 x 22.85	125	86	11	<b>\$755</b>	<b>\$116</b>
S3024ARL	24 x 30 x 22.85	125	98	12.75	<b>\$811</b>	<b>\$116</b>
S3620ARL	20 x 36 x 22.85	125	95	13	<b>\$801</b>	<b>\$116</b>
S3624ARL	24 x 36 x 22.85	125	108	15.25	<b>\$862</b>	<b>\$139</b>

S3020ARR	20 x 30 x 22.85	125	86	11	<b>\$755</b>	<b>\$116</b>
S3024ARR	24 x 30 x 22.85	125	98	12.75	<b>\$811</b>	<b>\$116</b>
S3620ARR	20 x 36 x 22.85	125	95	13	<b>\$801</b>	<b>\$116</b>
S3624ARR	24 x 36 x 22.85	125	108	15.25	<b>\$862</b>	<b>\$139</b>

Box/box drawer is standard on one side, open cavity on the other. Handles are standard. Specify left or right handed. Standard with lock. Front-to-back and side-to-side letter/legal filing capability.

S4220ASL	20 x 42 x 22.85	125	110	15	<b>\$880</b>	<b>\$139</b>
S4224ASL	24 x 42 x 22.85	125	123	17.50	<b>\$945</b>	<b>\$163</b>
S4820ASL	20 x 48 x 22.85	125	121	17	<b>\$954</b>	<b>\$163</b>
S4824ASL	24 x 48 x 22.85	125	136	20	<b>\$1019</b>	<b>\$186</b>

S4220ASR	20 x 42 x 22.85	125	110	15	<b>\$880</b>	<b>\$139</b>
S4224ASR	24 x 42 x 22.85	125	123	17.50	<b>\$945</b>	<b>\$163</b>
S4820ASR	20 x 48 x 22.85	125	121	17	<b>\$954</b>	<b>\$163</b>
S4824ASR	24 x 48 x 22.85	125	136	20	<b>\$1019</b>	<b>\$186</b>

Lateral file drawer is standard on one side, open cavity on the other. Handles are standard. Specify left or right handed. Standard with lock. Front-to-back and side-to-side letter/legal filing capability.

- 42" w cabinet has a 30" w lateral drawer.
- 48" w cabinet has a 36" w lateral drawer.
- Lateral file drawer construction is for accommodating hanging files and NOT for stacking material on the drawer bottom.

S6020ASL	20 x 60 x 22.85	125	138	21	<b>\$1051</b>	<b>\$209</b>
S6024ASL	24 x 60 x 22.85	125	156	24.75	<b>\$1125</b>	<b>\$232</b>
S7220ASL	20 x 72 x 22.85	125	159	20.75	<b>\$1172</b>	<b>\$232</b>
S7224ASL	24 x 72 x 22.85	125	179	25	<b>\$1250</b>	<b>\$278</b>

S6020ASR	20 x 60 x 22.85	125	138	21	<b>\$1051</b>	<b>\$209</b>
S6024ASR	24 x 60 x 22.85	125	156	24.75	<b>\$1125</b>	<b>\$232</b>
S7220ASR	20 x 72 x 22.85	125	159	20.75	<b>\$1172</b>	<b>\$232</b>
S7224ASR	24 x 72 x 22.85	125	179	25	<b>\$1250</b>	<b>\$278</b>

Lateral file drawer is standard on one side, open cavity on the other. Specify left or right handed. Standard with lock. Front-to-back and side-to-side letter/legal filing capability.

- 60" w cabinet has a 30" w lateral drawer.
- 72" w cabinet has a 36" w lateral drawer.
- Lateral file drawer construction is for accommodating hanging files and NOT for stacking material on the drawer bottom.

**Required Specifications**

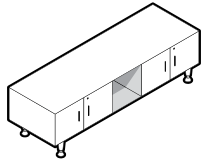
Top finish  
 Top/edge detail  
 Base finish  
 Door / Drawer Front Finish

Handles

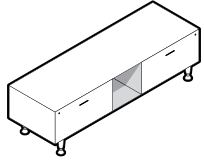
**Optional Specifications**

HP laminate

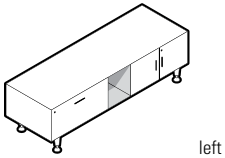
## LOW CREDENZAS



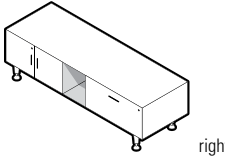
**Low Credenza - Storage Cabinets**



**Low Credenza - Lateral Files**

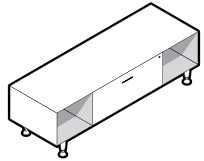


left

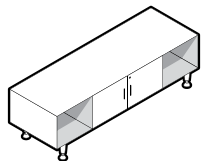


right

**Low Credenza - Mixed Storage**



**Low Credenza - Center Lateral File**



**Low Credenza - Center Storage Cabinet**

MODEL#	DIMENSIONS	FREIGHT CLASS	WT/LBS.	CUBIC FT.	LIST PRICE	HP ADD
--------	------------	---------------	---------	-----------	------------	--------

**D x W x H**

S7220AN	20 x 72 x 22.85	125	163	20.75	<b>\$1264</b>	<b>\$232</b>
S7224AN	24 x 72 x 22.85	125	189	25	<b>\$1348</b>	<b>\$278</b>
S8420AN	20 x 84 x 22.85	125	184	29	<b>\$1297</b>	<b>\$278</b>
S8424AN	24 x 84 x 22.85	125	211	34.50	<b>\$1380</b>	<b>\$325</b>

Laminate doors are standard on left and right, open cavity in the center. Handles are standard. Standard with locks.

- 72" w cabinet has two 30" w storage cabinets.
- 84" w cabinet has two 36" w storage cabinets.

S7220AP	20 x 72 x 22.85	100	183	20.75	<b>\$1413</b>	<b>\$232</b>
S7224AP	24 x 72 x 22.85	100	205	25	<b>\$1496</b>	<b>\$278</b>
S8420AP	20 x 84 x 22.85	125	205	29	<b>\$1547</b>	<b>\$278</b>
S8424AP	24 x 84 x 22.85	125	230	34.50	<b>\$1653</b>	<b>\$325</b>

Lateral files are standard on left and right, open cavity in the center. Handles are standard. Standard with locks.

- 72" w cabinet has two 30" w lateral drawers.
- 84" w cabinet has two 36" w lateral drawers.
- Lateral file drawer construction is for accommodating hanging files and NOT for stacking material on the drawer bottom.

S7220AML	20 x 72 x 22.85	100	170	20.75	<b>\$1315</b>	<b>\$232</b>
S7224AML	24 x 72 x 22.85	125	191	25	<b>\$1399</b>	<b>\$278</b>
S8420AML	20 x 84 x 22.85	125	191	29	<b>\$1436</b>	<b>\$278</b>
S8424AML	24 x 84 x 22.85	125	216	34.50	<b>\$1538</b>	<b>\$325</b>

S7220AMR	20 x 72 x 22.85	100	170	20.75	<b>\$1315</b>	<b>\$232</b>
S7224AMR	24 x 72 x 22.85	125	191	25	<b>\$1399</b>	<b>\$278</b>
S8420AMR	20 x 84 x 22.85	125	191	29	<b>\$1436</b>	<b>\$278</b>
S8424AMR	24 x 84 x 22.85	125	216	34.50	<b>\$1538</b>	<b>\$325</b>

Lateral file is standard on one side, laminate doors are standard on on side, open cavity in the center. Handles are standard. Specify left or right handed. Standard with locks.

- 72" w cabinet has one 30" w lateral drawer and one 30" w storage cabinet.
- 84" w cabinet has one 36" w lateral drawer and one 36" w storage cabinet.
- Lateral file drawer construction is for accommodating hanging files and NOT for stacking material on the drawer bottom.

S7220AS	20 x 72 x 22.85	125	162	20.75	<b>\$1176</b>	<b>\$232</b>
S7224AS	24 x 72 x 22.85	125	184	25	<b>\$1264</b>	<b>\$278</b>

Open cavities are standard on left and right, lateral file is standard in the center. Handles are standard. Standard with locks.

- 36" w lateral file
- Lateral file drawer construction is for accommodating hanging files and NOT for stacking material on the drawer bottom.

S7220AT	20 x 72 x 22.85	125	155	20.75	<b>\$1088</b>	<b>\$232</b>
S7224AT	24 x 72 x 22.85	125	180	24.50	<b>\$1167</b>	<b>\$278</b>

Open cavities are standard on left and right, laminate doors are standard in the center. Handles are standard. Standard with locks.

- 36" w storage cabinet

**Required Specifications**

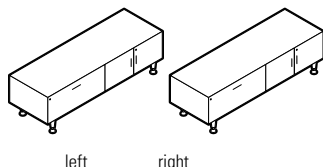
Top finish  
Top/edge detail  
Base finish  
Door / Drawer Front Finish

Handles

**Optional Specifications**

HP laminate

**LOW CREDENZAS**



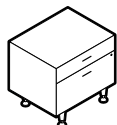
**Low Credenza - Mixed Storage**

MODEL#	DIMENSIONS D x W x H	FREIGHT CLASS	WT/LBS.	CUBIC FT.	LIST PRICE	HP ADD
S7220AKL	20 x 72 x 22.85	100	170	20.75	<b>\$1348</b>	<b>\$232</b>
S7224AKL	24 x 72 x 22.85	125	191	25	<b>\$1431</b>	<b>\$278</b>
S7220AKR	20 x 72 x 22.85	100	170	20.75	<b>\$1348</b>	<b>\$232</b>
S7224AKR	24 x 72 x 22.85	125	191	25	<b>\$1431</b>	<b>\$278</b>

Lateral file is standard on one side, laminate doors are standard on the other side. Handles are standard. Specify left or right handed. Standard with locks.

- 36" w storage cabinet
- 36" w lateral file
- Lateral file drawer construction is for accommodating hanging files and NOT for stacking material on the drawer bottom.

**MEDIUM CREDENZAS**

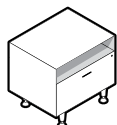


**Medium Credenza - Box/File**

S3020BZ	20 x 30 x 29.6	100	113	13.75	<b>\$936</b>	<b>\$116</b>
S3024BZ	24 x 30 x 29.6	125	126	16.25	<b>\$996</b>	<b>\$116</b>
S3620BZ	20 x 36 x 29.6	125	128	16.25	<b>\$1024</b>	<b>\$116</b>
S3624BZ	24 x 36 x 29.6	100	142	16.75	<b>\$1084</b>	<b>\$139</b>

Wide box and lateral file. Handles are standard. Lock secures both drawers.

- Lateral file drawer construction is for accommodating hanging files and NOT for stacking material on the drawer bottom.

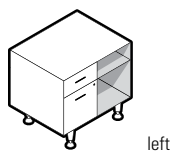


**Medium Credenza w/Lateral File**

S3020BY	20 x 30 x 29.6	100	116	13.75	<b>\$889</b>	<b>\$116</b>
S3024BY	24 x 30 x 29.6	100	131	16.25	<b>\$959</b>	<b>\$116</b>
S3620BY	20 x 36 x 29.6	100	132	16.25	<b>\$977</b>	<b>\$116</b>
S3624BY	24 x 36 x 29.6	100	149	16.75	<b>\$1051</b>	<b>\$139</b>

Open cavity and lateral file. Handles are standard. Standard with lock.

- Lateral file drawer construction is for accommodating hanging files and NOT for stacking material on the drawer bottom.



left



right

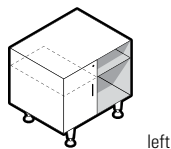
**Medium Credenza - Box/File**

S3020BRL	20 x 30 x 29.6	100	129	13.75	<b>\$889</b>	<b>\$116</b>
S3024BRL	24 x 30 x 29.6	100	134	16.25	<b>\$968</b>	<b>\$116</b>
S3620BRL	20 x 36 x 29.6	100	131	16.25	<b>\$954</b>	<b>\$116</b>
S3624BRL	24 x 36 x 29.6	100	149	16.75	<b>\$1033</b>	<b>\$139</b>

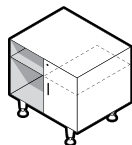
S3020BRR	20 x 30 x 29.6	100	129	13.75	<b>\$889</b>	<b>\$116</b>
S3024BRR	24 x 30 x 29.6	100	134	16.25	<b>\$968</b>	<b>\$116</b>
S3620BRR	20 x 36 x 29.6	100	131	16.25	<b>\$954</b>	<b>\$116</b>
S3624BRR	24 x 36 x 29.6	100	149	16.75	<b>\$1033</b>	<b>\$139</b>

Box/file is standard on one side, open cavity with one fixed shelf on the other. Handles are standard. Specify left or right handed. Standard with lock. Front-to-back and side-to-side letter/legal filing capability.

- File drawer construction is for accommodating hanging files and NOT for stacking material on the drawer bottom.



left



right

**Medium Credenza - Storage Compartment**

S3020BNL	20 x 30 x 29.6	100	113	13.75	<b>\$788</b>	<b>\$116</b>
S3024BNL	24 x 30 x 29.6	125	129	16.25	<b>\$866</b>	<b>\$116</b>
S3620BNL	20 x 36 x 29.6	125	116	16.25	<b>\$852</b>	<b>\$116</b>
S3624BNL	24 x 36 x 29.6	125	133	16.75	<b>\$940</b>	<b>\$139</b>

S3020BNR	20 x 30 x 29.6	100	113	13.75	<b>\$788</b>	<b>\$116</b>
S3024BNR	24 x 30 x 29.6	125	129	16.25	<b>\$866</b>	<b>\$116</b>
S3620BNR	20 x 36 x 29.6	125	116	16.25	<b>\$852</b>	<b>\$116</b>
S3624BNR	24 x 36 x 29.6	125	133	16.75	<b>\$940</b>	<b>\$139</b>

Laminate door is standard on one side, open cavity with one fixed shelf on the other. Handles are standard. Specify left or right handed. Standard with lock.

**Required Specifications**

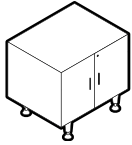
Top finish  
Top/edge detail  
Base finish  
Door / Drawer Front Finish

Handles

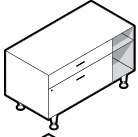
**Optional Specifications**

HP laminate

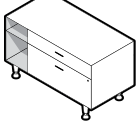
## MEDIUM CREDENZAS



**Medium Credenza - Storage Cabinet**

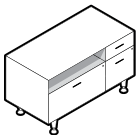


left

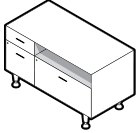


right

**Medium Credenza - Box/Lateral File**

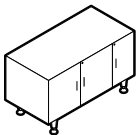


left

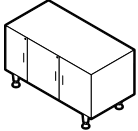


right

**Medium Credenza - Mixed Drawers**



left



right

**Medium Credenza - 3 Doors**

MODEL#	DIMENSIONS D x W x H	FREIGHT CLASS	WT/LBS.	CUBIC FT.	LIST PRICE	HP ADD
S3020BT	20 x 30 x 29.6	125	106	13.50	<b>\$709</b>	<b>\$116</b>
S3024BT	24 x 30 x 29.6	125	122	16	<b>\$880</b>	<b>\$116</b>
S3620BT	20 x 36 x 29.6	100	131	16.25	<b>\$945</b>	<b>\$116</b>
S3624BT	24 x 36 x 29.6	100	150	16.25	<b>\$1028</b>	<b>\$139</b>

Laminate doors are standard. Includes one fixed shelf. Handles are standard. Standard with lock.

S4220BSL	20 x 42 x 29.6	125	142	18.75	<b>\$1107</b>	<b>\$139</b>
S4224BSL	24 x 42 x 29.6	125	160	22	<b>\$1181</b>	<b>\$163</b>
S4820BSL	20 x 48 x 29.6	125	155	21.25	<b>\$1200</b>	<b>\$163</b>
S4824BSL	24 x 48 x 29.6	125	173	25	<b>\$1278</b>	<b>\$186</b>

S4220BSR	20 x 42 x 29.6	125	142	18.75	<b>\$1107</b>	<b>\$139</b>
S4224BSR	24 x 42 x 29.6	125	160	22	<b>\$1181</b>	<b>\$163</b>
S4820BSR	20 x 48 x 29.6	125	155	21.25	<b>\$1200</b>	<b>\$163</b>
S4824BSR	24 x 48 x 29.6	125	173	25	<b>\$1278</b>	<b>\$186</b>

Wide box and lateral file is standard on one side, open cavity with fixed shelf on the other. Handles are standard. Specify left or right handed. Standard with lock. Front-to-back and side-to-side letter/legal filing capability.

- 42" w credenza has a 30" w box/lateral file
- 48" w credenza has a 36" w box/lateral file
- Lateral file drawer construction is for accommodating hanging files and NOT for stacking material on the drawer bottom.

S4220BQL	20 x 42 x 29.6	100	165	18.75	<b>\$1408</b>	<b>\$139</b>
S4224BQL	24 x 42 x 29.6	100	184	22	<b>\$1496</b>	<b>\$163</b>
S4820BQL	20 x 48 x 29.6	100	179	21.25	<b>\$1500</b>	<b>\$163</b>
S4824BQL	24 x 48 x 29.6	100	184	22	<b>\$1496</b>	<b>\$186</b>

S4220BQR	20 x 42 x 29.6	100	165	18.75	<b>\$1408</b>	<b>\$139</b>
S4224BQR	24 x 42 x 29.6	100	184	22	<b>\$1496</b>	<b>\$163</b>
S4820BQR	20 x 48 x 29.6	100	179	21.25	<b>\$1500</b>	<b>\$163</b>
S4824BQR	24 x 48 x 29.6	100	184	22	<b>\$1496</b>	<b>\$186</b>

Box/file is standard on one side, open cavity and lateral file on the other side. Specify left or right handed. Handles are standard. Standard with locks. Front-to-back and side-to-side letter/legal filing capability.

- 42" w credenza has a 30" w lateral drawer
- 48" w credenza has a 36" w lateral drawer
- Lateral file drawer construction is for accommodating hanging files and NOT for stacking material on the drawer bottom.

S4220BTL	20 x 42 x 29.6	125	140	18.75	<b>\$1075</b>	<b>\$139</b>
S4224BTL	24 x 42 x 29.6	125	161	22.25	<b>\$1167</b>	<b>\$163</b>
S4820BTL	20 x 48 x 29.6	125	154	22.25	<b>\$1158</b>	<b>\$163</b>
S4824BTL	24 x 48 x 29.6	125	176	25.25	<b>\$1260</b>	<b>\$186</b>

S4220BTR	20 x 42 x 29.6	125	140	18.75	<b>\$1075</b>	<b>\$139</b>
S4224BTR	24 x 42 x 29.6	125	161	22.25	<b>\$1167</b>	<b>\$163</b>
S4820BTR	20 x 48 x 29.6	125	154	22.25	<b>\$1158</b>	<b>\$163</b>
S4824BTR	24 x 48 x 29.6	125	176	25.25	<b>\$1260</b>	<b>\$186</b>

Laminate doors are standard. Includes one fixed shelf. Specify left or right handed. Handles are standard. Standard with locks.

- 42" w credenza has a 30" w storage cabinet
- 48" w credenza has a 36" w storage cabinet

### Required Specifications

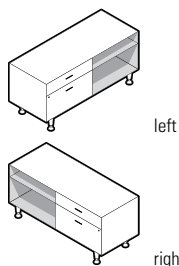
Top finish  
Top/edge detail  
Base finish  
Door / Drawer Front Finish

Handles

### Optional Specifications

HP laminate

**MEDIUM CREDENZAS**

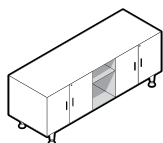


**Medium Credenza - Box/Lateral**

MODEL#	DIMENSIONS D x W x H	FREIGHT CLASS	WT/LBS.	CUBIC FT.	LIST PRICE	HP ADD
S6020BRL	20 x 60 x 29.6	125	182	26.50	<b>\$1329</b>	<b>\$209</b>
S6024BRL	24 x 60 x 29.6	125	205	31	<b>\$1417</b>	<b>\$232</b>
S7220BRL	20 x 72 x 29.6	125	208	31.50	<b>\$1482</b>	<b>\$232</b>
S7224BRL	24 x 72 x 29.6	125	234	37	<b>\$1579</b>	<b>\$278</b>
S6020BRR	20 x 60 x 29.6	125	182	26.50	<b>\$1329</b>	<b>\$209</b>
S6024BRR	24 x 60 x 29.6	125	205	31	<b>\$1417</b>	<b>\$232</b>
S7220BRR	20 x 72 x 29.6	125	208	31.50	<b>\$1482</b>	<b>\$232</b>
S7224BRR	24 x 72 x 29.6	125	234	37	<b>\$1579</b>	<b>\$278</b>

Wide box and lateral file is standard on one side, open cavity with fixed shelf on the other. Handles are standard. Specify left or right handed. Standard with lock. Front-to-back and side-to-side letter/legal filing capability.

- 60" w cabinet has a 30" w box/file drawer.
- 72" w cabinet has a 36" w box/file drawer.
- Lateral file drawer construction is for accomodating hanging files and NOT for stacking material on the drawer bottom.

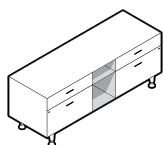


**Medium Credenza - Storage Cabinets**

S7220BN	20 x 72 x 29.6	125	230	31.50	<b>\$1551</b>	<b>\$232</b>
S7224BN	24 x 72 x 29.6	125	265	37.50	<b>\$1690</b>	<b>\$278</b>
S8420BN	20 x 84 x 29.6	125	262	38.75	<b>\$1709</b>	<b>\$278</b>
S8424BN	24 x 84 x 29.6	100	300	37.50	<b>\$1862</b>	<b>\$325</b>

Laminate doors are standard on left and right, open cavity with fixed shelf in the center. Handles are standard. Standard with locks.

- 72" w cabinet has two 30" w storage cabinets.
- 84" w cabinet has two 36" w storage cabinets.



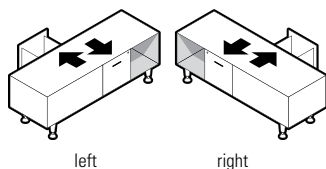
**Medium Credenza - Box/Lateral Files**

S7220BS	20 x 72 x 29.6	125	235	31.50	<b>\$1792</b>	<b>\$232</b>
S7224BS	24 x 72 x 29.6	125	260	37	<b>\$1889</b>	<b>\$278</b>
S8420BS	20 x 84 x 29.6	125	261	36.50	<b>\$1968</b>	<b>\$278</b>
S8424BS	24 x 84 x 29.6	125	290	37.25	<b>\$2061</b>	<b>\$325</b>

Wide box and lateral files are standard on left and right, open cavity with fixed shelf in the center. Handles are standard. Standard with locks.

- 72" w cabinet has two 30" w box/lateral file drawers.
- 84" w cabinet has two 36" w box/lateral file drawers.

**BACK-TO-BACK CREDENZAS**



**Back-to-Back Low Credenza - File Drawer**

S6020ANL	20 x 60 x 22.85	100	172	21.25	<b>\$1237</b>	<b>\$209</b>
S7220ANL	20 x 72 x 22.85	125	190	25.25	<b>\$1297</b>	<b>\$232</b>
S6020ANR	20 x 60 x 22.85	100	172	21.25	<b>\$1237</b>	<b>\$209</b>
S7220ANR	20 x 72 x 22.85	125	190	25.25	<b>\$1297</b>	<b>\$232</b>

File drawers and open cavities are standard on either side of the credenza. For use between two adjacent workstations. Handles are standard. Standard with locks.

- 60" w cabinet has a 14" w open cavity.
- 72" w cabinet has a 20" w open cavity.
- File drawer construction is for accomodating hanging files and NOT for stacking material on the drawer bottom.

**Required Specifications**

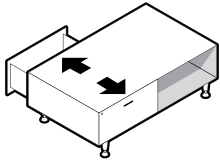
Top finish  
Top/edge detail  
Base finish  
Door / Drawer Front Finish

Handles

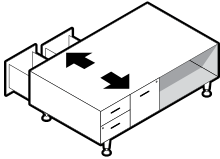
**Optional Specifications**

HP laminate

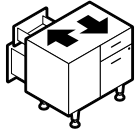
## BACK-TO-BACK CREDENZAS



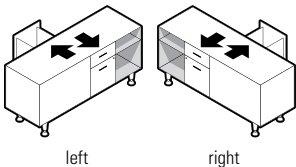
**Back-to-Back Low, Deep Credenza - Lateral File**



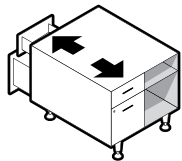
**Back-to-Back Low, Deep Credenza - Mixed Drawers**



**Back-to-Back Medium Credenza - Box/File**



**Back-to-Back Medium Credenza - Box/File**



**Back-to-Back Medium, Deep Credenza - Box/File**

MODEL#	DIMENSIONS	FREIGHT CLASS	WT/LBS.	CUBIC FT.	LIST PRICE	HP ADD
--------	------------	---------------	---------	-----------	------------	--------

	D x W x H					
S6037AS	37.4 x 60 x 22.85	125	247	37.75	<b>\$1584</b>	<b>\$371</b>
S7237AS	37.4 x 72 x 22.85	125	285	44.75	<b>\$1769</b>	<b>\$440</b>

Lateral file drawers and open cavities are standard on either side of the credenza. For use between two adjacent workstations. Handles are standard. Standard with locks.

- 60" w credenza has a 30" w lateral drawer.
- 72" w credenza has a 36" w lateral drawer.
- Lateral file drawer construction is for accomodating hanging files and NOT for stacking material on the drawer bottom.

S6037AQ	37.4 x 60 x 22.85	125	281	37.75	<b>\$1913</b>	<b>\$371</b>
S7237AQ	37.4 x 72 x 22.85	125	314	44.75	<b>\$2042</b>	<b>\$440</b>

Box/File, file drawers and open cavities are standard on either side of the credenza. For use between two adjacent workstations. Handles are standard. Standard with locks.

- 60" w credenza has a 28" w open cavity.
- 72" w credenza has a 40" w open cavity.
- File drawer construction is for accomodating hanging files and NOT for stacking material on the drawer bottom.

S3320BU	20 x 33.25 x 29.6	92.5	148	14.75	<b>\$1241</b>	<b>\$116</b>
---------	-------------------	------	-----	-------	---------------	--------------

Box/file drawers standard on either side of the credenza. For use between two adjacent workstations. Handles are standard. Standard with locks.

- File drawer construction is for accomodating hanging files and NOT for stacking material on the drawer bottom.

S6020BPL	20 x 60 x 29.6	100	228	26.50	<b>\$1649</b>	<b>\$209</b>
S7220BPL	20 x 72 x 29.6	100	254	31.50	<b>\$1737</b>	<b>\$232</b>

S6020BPR	20 x 60 x 29.6	100	228	26.50	<b>\$1649</b>	<b>\$209</b>
S7220BPR	20 x 72 x 29.6	100	254	31.50	<b>\$1737</b>	<b>\$232</b>

Box/file drawers and open cavities with one fixed shelf are standard on either side of the credenza. For use between two adjacent workstations. Handles are standard. Standard with locks.

- File drawer construction is for accomodating hanging files and NOT for stacking material on the drawer bottom.

S3037BR	37.4 x 30 x 29.6	100	205	24.50	<b>\$1459</b>	<b>\$186</b>
---------	------------------	-----	-----	-------	---------------	--------------

Box/File drawers and open cavities with one fixed shelf are standard on either side of the credenza. For use between two adjacent workstations. Handles are standard. Standard with locks.

- File drawer construction is for accomodating hanging files and NOT for stacking material on the drawer bottom.

### Required Specifications

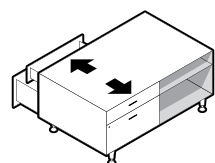
Top finish  
Top/edge detail  
Base finish  
Door / Drawer Front Finish

Handles

### Optional Specifications

HP laminate

**BACK-TO-BACK CRENZAS**



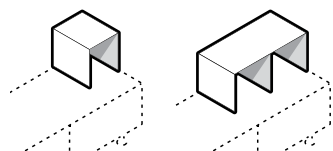
**Back-to-Back Medium, Deep Credenza - Box/Lateral File**

MODEL#	DIMENSIONS D x W x H	FREIGHT CLASS	WT./LBS.	CUBIC FT.	LIST PRICE	HP ADD
S6037BR	37.4 x 60 x 29.6	125	311	47	<b>\$2051</b>	<b>\$371</b>
S7237BR	37.4 x 72 x 29.6	125	358	56.25	<b>\$2297</b>	<b>\$440</b>

Wide box and lateral file drawers and open cavities with one fixed shelf are standard on either side of the credenza. For use between two adjacent workstations. Handles are standard. Standard with locks.

- 60" w credenza has 30" w box/file drawers.
- 72" w credenza has 36" w box/file drawers.
- File drawer construction is for accomodating hanging files and NOT for stacking material on the drawer bottom.

**STACK-ON STORAGE**

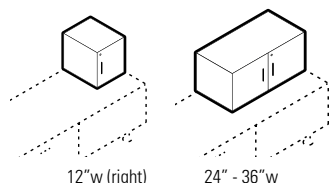


**Stack-On Bookcases**

S1214AO	14.3 x 12 x 13.5	92.5	23	2.20	<b>\$172</b>	n/a
S2414AO	14.3 x 24 x 13.5	100	37	4	<b>\$264</b>	n/a
S3014AO	14.3 x 30 x 13.5	100	41	5	<b>\$292</b>	n/a
S3614AO	14.3 x 36 x 13.5	125	46	5.90	<b>\$320</b>	n/a

Designed to be placed on top of credenzas. Open cavity. Unit rests directly on credenza top.

- Sxx14AO Stack-On bookcases add 1 tier when placed on any storage unit.

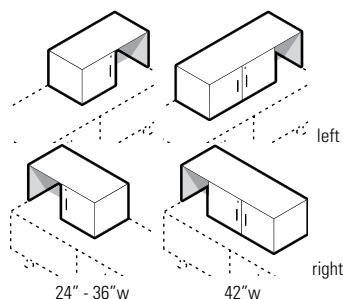


**Stack-On Storage Cabinet**

S1215ATL	15 x 12 x 13.5	92.5	26	2.30	<b>\$241</b>	n/a
S1215ATR	15 x 12 x 13.5	92.5	26	2.30	<b>\$241</b>	n/a
S2415AT	15 x 24 x 13.5	92.5	43	4.20	<b>\$399</b>	n/a
S3015AT	15 x 30 x 13.5	100	49	5.20	<b>\$436</b>	n/a
S3615AT	15 x 36 x 13.5	100	55	6.20	<b>\$477</b>	n/a

Designed to be placed on top of credenzas. Laminate doors are standard on one side, open cavity on the other side. Specify left or right handed. Handles are standard. Standard with locks. Unit rests directly on credenza top.

- Sxx15AT/ATL/ATR Stack-On storage cabinets add 1 tier when placed on any storage unit.

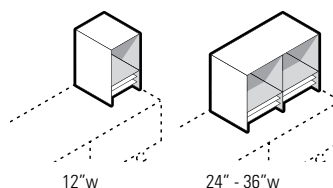


**Stack-On Mixed Storage Cabinet**

S2415ANL	15 x 24 x 13.5	100	40	4.20	<b>\$334</b>	n/a
S3015ANL	15 x 30 x 13.5	100	45	5.20	<b>\$362</b>	n/a
S3615ANL	15 x 36 x 13.5	100	51	6.20	<b>\$399</b>	n/a
S4215ANL	15 x 42 x 13.5	100	63	7.25	<b>\$528</b>	n/a
S2415ANR	15 x 24 x 13.5	100	40	4.20	<b>\$334</b>	n/a
S3015ANR	15 x 30 x 13.5	100	45	5.20	<b>\$362</b>	n/a
S3615ANR	15 x 36 x 13.5	100	51	6.20	<b>\$399</b>	n/a
S4215ANR	15 x 42 x 13.5	100	63	7.25	<b>\$528</b>	n/a

Designed to be placed on top of credenzas. Laminate doors are standard on one side, open cavity on the other side. Specify left or right handed. Handles are standard. Standard with locks. Unit rests directly on credenza top.

- Sxx15ANL/ANR Stack-On mixed storage cabinets add 1 tier when placed on any storage unit.



**Stack-On Bookcase w/Collators**

S1214B0	14.3 x 12 x 20.25	92.5	35	3.10	<b>\$250</b>	n/a
S2414B0	14.3 x 24 x 20.25	92.5	59	5.75	<b>\$413</b>	n/a
S3014B0	14.3 x 30 x 20.25	100	68	7	<b>\$463</b>	n/a
S3614B0	14.3 x 36 x 20.25	100	77	8.50	<b>\$533</b>	n/a

Designed to be placed on top credenzas. Open cavity with collator below. Unit rests directly on credenza top.

- Sxx14B0 Stack-On bookcases add 1.5 tiers when placed on any storage unit.

**Required Specifications**

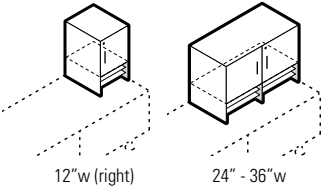
Top finish  
Top/edge detail  
Base finish  
Door/Drawer Front Finish (Storage Cabinets only)

**Optional Specifications**

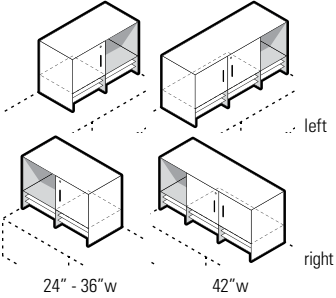
Handles (Storage Cabinets only)  
Collator Finish (Bookcase with Collator only)

HP laminate

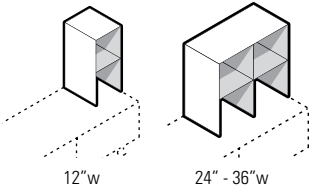
## STACK-ON STORAGE



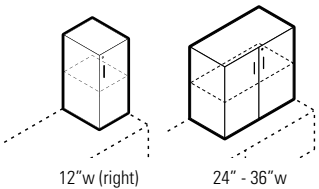
**Stack-On Closed Storage Cabinet w/Collators**



**Stack-On Mixed Storage Cabinet w/Collators**



**Stack-On Bookcases**



**Stack-On Storage Cabinet**

MODEL#	DIMENSIONS D x W x H	FREIGHT CLASS	WT/LBS.	CUBIC FT.	LIST PRICE	HP ADD
S1215BTL	15 x 12 x 20.25	92.5	38	3.30	<b>\$315</b>	n/a
S1215BTR	15 x 12 x 20.25	92.5	38	3.30	<b>\$315</b>	n/a
S2415BT	15 x 24 x 20.25	92.5	66	6	<b>\$547</b>	n/a
S3015BT	15 x 30 x 20.25	92.5	75	7.50	<b>\$607</b>	n/a
S3615BT	15 x 36 x 20.25	100	86	9	<b>\$690</b>	n/a

Designed to be placed on top of credenzas. Laminate doors are standard with collator below. For 12" w units specify left or right handed. Handles are standard. Standard with locks. Unit rests directly on credenza top.

- Sxx15BTL/BTR Stack-On storage cabinets add 1.5 tiers when placed on any storage unit.

S2415BNL	15 x 24 x 20.25	92.5	63	6	<b>\$482</b>	n/a
S3015BNL	15 x 30 x 20.25	100	72	7.50	<b>\$533</b>	n/a
S3615BNL	15 x 36 x 20.25	100	81	9	<b>\$612</b>	n/a
S4215BNL	15 x 42 x 20.25	100	100	10.25	<b>\$764</b>	n/a
S2415BNR	15 x 24 x 20.25	92.5	63	6	<b>\$482</b>	n/a
S3015BNR	15 x 30 x 20.25	100	72	7.50	<b>\$533</b>	n/a
S3615BNR	15 x 36 x 20.25	100	81	9	<b>\$612</b>	n/a
S4215BNR	15 x 42 x 20.25	100	100	10.25	<b>\$764</b>	n/a

Designed to be placed on top of credenzas. Laminate doors are standard one one side, open cavity on the other side with collator below. Specify left or right handed. Handles are standard. Standard with locks. Unit rests directly on credenza top.

- Sxx15BNL/BNR Stack-On mixed storage cabinets add 1.5 tiers when placed on any storage unit.

S1214DO	14.3 x 12 x 27	92.5	41	4	<b>\$283</b>	n/a
S2414DO	14.3 x 24 x 27	100	68	7.50	<b>\$445</b>	n/a
S3014DO	14.3 x 30 x 27	100	76	9.25	<b>\$487</b>	n/a
S3614DO	14.3 x 36 x 27	125	85	11	<b>\$542</b>	n/a

Designed to be placed on top of credenzas. Open cavities with fixed shelf. Unit rests directly on credenza top.

- Sxx14DO Stack-On bookcases add 2 tiers when placed on any storage unit.

S1215DTL	15 x 12 x 27	92.5	47	4.20	<b>\$371</b>	n/a
S1215DTR	15 x 12 x 27	92.5	47	4.20	<b>\$371</b>	n/a
S2415DT	15 x 24 x 27	92.5	79	7.75	<b>\$621</b>	n/a
S3015DT	15 x 30 x 27	100	91	9.50	<b>\$681</b>	n/a
S3615DT	15 x 36 x 27	100	103	11.25	<b>\$760</b>	n/a

Designed to be placed on top of credenzas. Laminate doors are standard. Includes fixed shelf. For 12" w units specify left or right handed. Handles are standard. Standard with locks. Unit rests directly on credenza top.

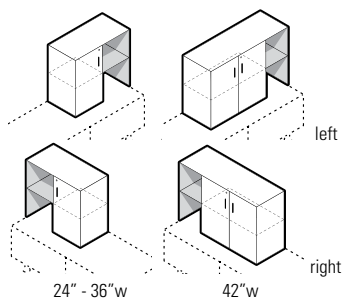
- Sxx15DT/DTL/DTR Stack-On storage cabinets add 2 tiers when placed on any storage unit.

### Required Specifications

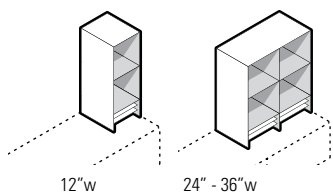
Top finish  
Top/edge detail  
Base finish  
Door/Drawer Front Finish (Storage Cabinets only)

Handles (Storage Cabinets only)  
Collator Finish (Units with Collator only)

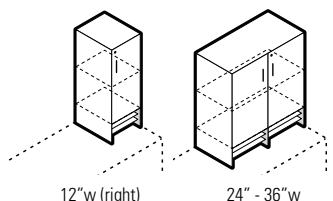
**STACK-ON STORAGE**



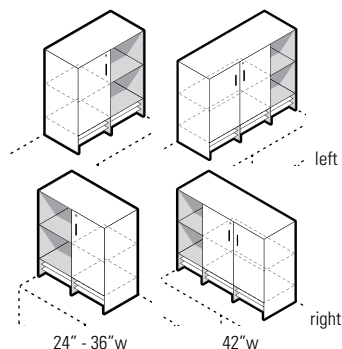
**Stack-On Mixed Storage Cabinet**



**Stack-On Bookcase w/Collators**



**Stack-On Closed Storage Cabinet w/Collators**



**Stack-On Mixed Storage Cabinet w/Collators**

MODEL#	DIMENSIONS	FREIGHT CLASS	WT./LBS.	CUBIC FT.	LIST PRICE	HP ADD
<b>D x W x H</b>						
S2415DNL	15 x 24 x 27	100	73	7.75	<b>\$533</b>	n/a
S3015DNL	15 x 30 x 27	100	83	9.50	<b>\$584</b>	n/a
S3615DNL	15 x 36 x 27	100	94	11.25	<b>\$653</b>	n/a
S4215DNL	15 x 42 x 27	100	117	13	<b>\$838</b>	n/a
S2415DNR	15 x 24 x 27	100	73	7.75	<b>\$533</b>	n/a
S3015DNR	15 x 30 x 27	100	83	9.50	<b>\$584</b>	n/a
S3615DNR	15 x 36 x 27	100	94	11.25	<b>\$653</b>	n/a
S4215DNR	15 x 42 x 27	100	117	13	<b>\$838</b>	n/a

Designed to be placed on top of credenzas. Laminate doors are standard on one side with one fixed shelf. Open cavity with one fixed shelf on the other side. Specify left or right handed. Handles are standard. Standard with locks. Unit rests directly on credenza top.

- Sxx15DNL/DNR Stack-On mixed storage cabinets add 2 tiers when placed on any storage unit.

S1214EO	14.3 x 12 x 33.75	92.5	53	5	<b>\$366</b>	n/a
S2414EO	14.3 x 24 x 33.75	100	90	9.25	<b>\$607</b>	n/a
S3014EO	14.3 x 30 x 33.75	100	102	11.25	<b>\$672</b>	n/a
S3614EO	14.3 x 36 x 33.75	100	115	13.25	<b>\$764</b>	n/a

Designed to be placed on top of credenzas. Open cavities with one fixed shelf and collator below. Unit rests directly on credenza top.

- Sxx14EO Stack-On bookcases add 2.5 tiers when placed on any storage unit.

S1215ETL	15 x 12 x 33.75	92.5	59	5.25	<b>\$454</b>	n/a
S1215ETR	15 x 12 x 33.75	92.5	59	5.25	<b>\$454</b>	n/a
S2415ET	15 x 24 x 33.75	92.5	102	9.50	<b>\$778</b>	n/a
S3015ET	15 x 30 x 33.75	100	117	11.75	<b>\$862</b>	n/a
S3615ET	15 x 36 x 33.75	100	133	14	<b>\$977</b>	n/a

Designed to be placed on top of credenzas. Laminate doors are standard with one fixed shelf and collator below. For 12\"/>

- Sxx15ET/ETL/ETR Stack-On storage cabinets add 2.5 tiers when placed on any storage unit.

S2415ENL	15 x 24 x 33.75	92.5	96	9.50	<b>\$690</b>	n/a
S3015ENL	15 x 30 x 33.75	100	110	11.75	<b>\$769</b>	n/a
S3615ENL	15 x 36 x 33.75	100	124	14	<b>\$871</b>	n/a
S4215ENL	15 x 42 x 33.75	100	154	16	<b>\$1088</b>	n/a
S2415ENR	15 x 24 x 33.75	92.5	96	9.50	<b>\$690</b>	n/a
S3015ENR	15 x 30 x 33.75	100	110	11.75	<b>\$769</b>	n/a
S3615ENR	15 x 36 x 33.75	100	124	14	<b>\$871</b>	n/a
S4215ENR	15 x 42 x 33.75	100	154	16	<b>\$1088</b>	n/a

Designed to be placed on top of credenzas. Laminate doors are standard on one side with one fixed shelf. Open cavities on the other side, with one fixed shelf and collator below. Specify left or right handed. Handles are standard. Standard with locks. Unit rests directly on credenza top.

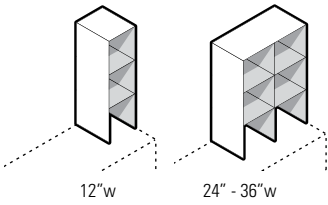
- Sxx15ENL/ENR Stack-On mixed storage cabinets add 2.5 tiers when placed on any storage unit.

**Required Specifications**

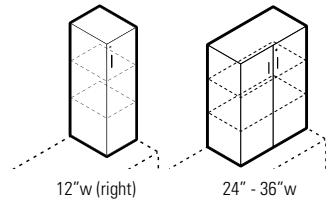
Top finish  
 Top/edge detail  
 Base finish  
 Door/Drawer Front Finish (Storage Cabinets only)

Handles (Storage Cabinets only)  
 Collator Finish (Units with Collator only)

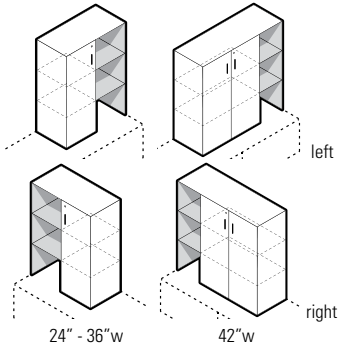
## STACK-ON STORAGE



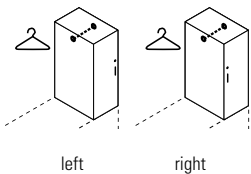
**Stack-On Bookcases**



**Stack-On Storage Cabinet**



**Stack-On Mixed Storage Cabinet**



**Stack-On Wardrobe Cabinet**

MODEL#	DIMENSIONS	FREIGHT CLASS	WT/LBS.	CUBIC FT.	LIST PRICE	HP ADD
--------	------------	---------------	---------	-----------	------------	--------

	D x W x H					
S1214FO	14.3 x 12 x 40.5	100	59	6	<b>\$394</b>	n/a
S2414FO	14.3 x 24 x 40.5	100	98	10.75	<b>\$616</b>	n/a
S3014FO	14.3 x 30 x 40.5	100	110	13.25	<b>\$676</b>	n/a
S3614FO	14.3 x 36 x 40.5	125	123	15.75	<b>\$750</b>	n/a

Designed to be placed on top of credenzas. Open cavities with two fixed shelves. Unit rests directly on credenza top.

- Sxx14FO Stack-On bookcases add 3 tiers when placed on any storage unit.

S1215FTL	15 x 12 x 40.5	92.5	68	6.25	<b>\$505</b>	n/a
S1215FTR	15 x 12 x 40.5	92.5	68	6.25	<b>\$505</b>	n/a
S2415FT	15 x 24 x 40.5	92.5	116	11.25	<b>\$843</b>	n/a
S3015FT	15 x 30 x 40.5	100	132	14	<b>\$926</b>	n/a
S3615FT	15 x 36 x 40.5	100	150	16.50	<b>\$1033</b>	n/a

Designed to be placed on top of credenzas. Laminate doors are standard, with two fixed shelves. Handles are standard. Standard with locks. Unit rests directly on credenza top.

- Sxx15FT/FTL/FTR Stack-On storage cabinets add 3 tiers when placed on any storage unit.

S2415FNL	15 x 24 x 40.5	100	107	11.25	<b>\$732</b>	n/a
S3015FNL	15 x 30 x 40.5	100	121	14	<b>\$801</b>	n/a
S3615FNL	15 x 36 x 40.5	100	137	16.50	<b>\$894</b>	n/a
S4215FNL	15 x 42 x 40.5	100	171	19	<b>\$1144</b>	n/a

S2415FNR	15 x 24 x 40.5	100	107	11.25	<b>\$732</b>	n/a
S3015FNR	15 x 30 x 40.5	100	121	14	<b>\$801</b>	n/a
S3615FNR	15 x 36 x 40.5	100	137	16.50	<b>\$894</b>	n/a
S4215FNR	15 x 42 x 40.5	100	171	19	<b>\$1144</b>	n/a

Designed to be placed on top of credenzas. Laminate doors are standard on one side, with two fixed shelves. Open cavities on the other side, with two fixed shelves. Specify left or right handed. Handles are standard. Standard with locks. Unit rests directly on credenza top.

- Sxx15FNL/FNR Stack-On mixed storage cabinets add 3 tiers when placed on any storage unit.

S1224FTL	24 x 12 x 40.5	100	83	9.50	<b>\$598</b>	n/a
S1224FTR	24 x 12 x 40.5	100	83	9.50	<b>\$598</b>	n/a

Designed to be placed on top of credenzas. Laminate doors are standard. Includes hanging rod. Specify left or right handed. Handles are standard. Standard with locks. Unit rests directly on credenza top.

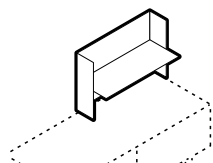
- S1224FTL/FTR Stack-On wardrobe cabinets add 3 tiers when placed on any storage unit.

### Required Specifications

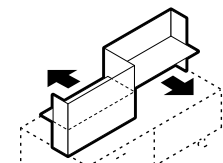
Top finish  
 Top/edge detail  
 Base finish  
 Door/Drawer Front Finish (Storage Cabinets only)

Handles (Storage Cabinets only)

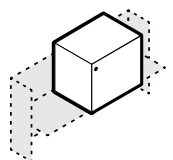
**STACK-ON STORAGE**



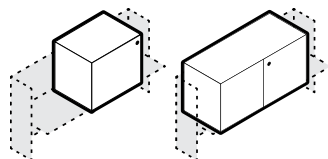
**Stack-On Open Shelf - Single Sided**



**Stack-On Open Shelf - Back to Back**



16.4-22.4" w (left)



16.4-22.4" w (right)

27.9" - 33.9" w

**Stack-On Closed Shelf Add-On Storage**

MODEL#	DIMENSIONS D x W x H	FREIGHT CLASS	WT/LBS.	CUBIC FT.	LIST PRICE	HP ADD
S3013BH	13.2 x 30 x 20.25	85	33	2.75	<b>\$301</b>	n/a
S3613BH	13.2 x 36 x 20.25	92.5	38	3.25	<b>\$329</b>	n/a
S4213BH	13.2 x 42 x 20.25	85	43	3.50	<b>\$357</b>	n/a
S4813BH	13.2 x 48 x 20.25	85	48	4	<b>\$385</b>	n/a

Credenza mounted open shelf. Unit rests directly on credenza top.

- Accepts **OPEN SHELF ADD-ON STORAGE**
- Sxx13BH Stack-On open shelves add 1.5 tiers when placed on any storage unit.

S3614BH2	14 x 36 x 20.25	150	45	8	<b>\$352</b>	n/a
S4214BH2	14 x 42 x 20.25	150	51	9	<b>\$380</b>	n/a
S4814BH2	14 x 48 x 20.25	150	56	10.50	<b>\$399</b>	n/a
S6014BH2	14 x 60 x 20.25	150	65	12.75	<b>\$450</b>	n/a
S7214BH2	14 x 72 x 20.25	150	75	15.25	<b>\$505</b>	n/a

Credenza mounted open shelf. For use with back-to-back shared credenzas. Unit rests directly on credenza top.

- Accepts **OPEN SHELF ADD-ON STORAGE**
- Sxx14BH2 Stack-On open shelves add 1.5 tiers when placed on any storage unit.

S1613AHL	13.2 x 16.4 x 14.76	100	26	2.90	<b>\$255</b>	n/a
S1913AHL	13.2 x 19.4 x 14.76	100	29	3.40	<b>\$264</b>	n/a
S2213AHL	13.2 x 22.4 x 14.76	125	32	4.10	<b>\$288</b>	n/a

S1613AHR	13.2 x 16.4 x 14.76	100	26	2.90	<b>\$255</b>	n/a
S1913AHR	13.2 x 19.4 x 14.76	100	29	3.40	<b>\$264</b>	n/a
S2213AHR	13.2 x 22.4 x 14.76	125	32	4.10	<b>\$288</b>	n/a

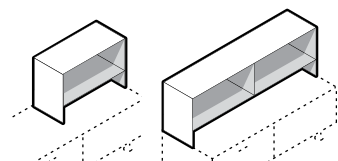
S2813AH	13.2 x 27.9 x 14.76	100	41	4.70	<b>\$399</b>	n/a
S3413AH	13.2 x 33.9 x 14.76	100	46	5.70	<b>\$436</b>	n/a

Add-on storage must be affixed to open shelf credenza hutches. For 16", 19" and 22" w units, specify left or right handed.

**Unit is NOT freestanding.**

- Sxx13AH/AHL/AHR add-on storage adds 1 tier when placed on stack-on open shelves.

**HUTCHES**



30" - 48" w

60" - 84" w

**Low Hutch, Open**

S3014BHO	14.3 x 30 x 20.25	125	55	7.25	<b>\$334</b>	n/a
S3614BHO	14.3 x 36 x 20.25	125	62	8.50	<b>\$389</b>	n/a
S4214BHO	14.3 x 42 x 20.25	125	69	10	<b>\$426</b>	n/a
S4814BHO	14.3 x 48 x 20.25	125	76	11.50	<b>\$463</b>	n/a
S6014BHO	14.3 x 60 x 20.25	125	95	14	<b>\$570</b>	n/a
S7214BHO	14.3 x 72 x 20.25	125	110	16.75	<b>\$649</b>	n/a
S8414BHO	14.3 x 84 x 20.25	125	124	19.50	<b>\$723</b>	n/a

Credenza mounted open hutch. Unit rests directly on credenza top.

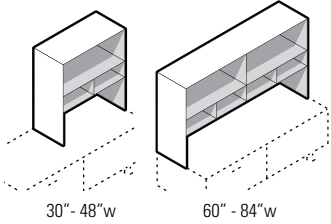
- Sxx14BHO low hutches add 1.5 tiers when placed on any storage unit.

**Required Specifications**

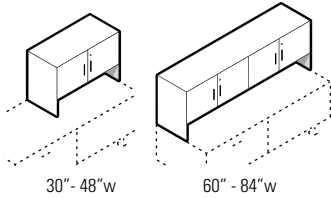
Top finish  
Top/edge detail  
Base finish  
Door / Drawer Front Finish

Lock Finish (Add-On Storage only)

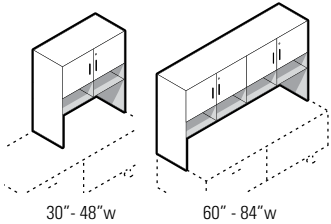
## HUTCHES



**High Hutch, Open w/Pigeon Hole**



**Low Hutch, Closed**



**High Hutch, Closed w/Pigeon Hole**

MODEL#	DIMENSIONS D x W x H	FREIGHT CLASS	WT/LBS.	CUBIC FT.	LIST PRICE	HP ADD
S3014EHO	14.3 x 30 x 33.75	125	85	11.50	<b>\$547</b>	n/a
S3614EHO	14.3 x 36 x 33.75	125	96	13.75	<b>\$602</b>	n/a
S4214EHO	14.3 x 42 x 33.75	125	107	16	<b>\$658</b>	n/a
S4814EHO	14.3 x 48 x 33.75	125	118	18	<b>\$713</b>	n/a
S6014EHO	14.3 x 60 x 33.75	125	148	22.25	<b>\$908</b>	n/a
S7214EHO	14.3 x 72 x 33.75	125	170	26.50	<b>\$1019</b>	n/a
S8414EHO	14.3 x 84 x 33.75	125	192	31	<b>\$1130</b>	n/a

Credenza mounted open hutch with pigeon hole storage. Unit rests directly on credenza top.

- Sxx14EHO high hutches add 2.5 tiers when placed on any storage unit.

S3015BHT	15 x 30 x 20.25	100	63	7.25	<b>\$436</b>	n/a
S3615BHT	15 x 36 x 20.25	100	71	8.50	<b>\$500</b>	n/a
S4215BHT	15 x 42 x 20.25	100	81	10	<b>\$556</b>	n/a
S4815BHT	15 x 48 x 20.25	125	89	11.50	<b>\$593</b>	n/a
S6015BHT	15 x 60 x 20.25	100	112	14	<b>\$774</b>	n/a
S7215BHT	15 x 72 x 20.25	125	130	16.75	<b>\$875</b>	n/a
S8415BHT	15 x 84 x 20.25	125	130	16.75	<b>\$973</b>	n/a

Credenza mounted closed hutch. Handles are standard. Standard with locks. Unit rests directly on credenza top.

- Sxx15BHT low hutches add 1.5 tiers when placed on any storage unit.

S3015EHT	15 x 30 x 33.75	100	93	11.50	<b>\$644</b>	n/a
S3615EHT	15 x 36 x 33.75	125	105	13.75	<b>\$713</b>	n/a
S4215EHT	15 x 42 x 33.75	125	118	16	<b>\$788</b>	n/a
S4815EHT	15 x 48 x 33.75	125	131	18	<b>\$843</b>	n/a
S6015EHT	15 x 60 x 33.75	125	165	22.25	<b>\$1107</b>	n/a
S7215EHT	15 x 72 x 33.75	125	190	26.50	<b>\$1246</b>	n/a
S8415EHT	15 x 84 x 33.75	125	215	31	<b>\$1385</b>	n/a

Credenza mounted closed hutch with pigeon hole storage. Handles are standard. Standard with locks. Unit rests directly on credenza top.

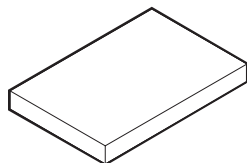
- Sxx15EHT high hutches add 2.5 tiers when placed on any storage unit.

### Required Specifications

Top finish  
Top/edge detail  
Base finish  
Door / Drawer Front Finish

Handles

CUSHIONS



Cushion for Mobile Pedestals

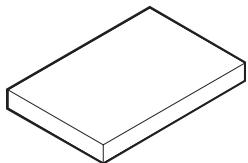
MODEL#	DIMENSIONS	FREIGHT CLASS	WT/LBS.	CUBIC FT.	GRADE	LIST	GRADE	LIST
<b>D x W x H</b>								
CU1517	17 x 15 x 2.5	125	6	.90	1	<b>\$95</b>	7	<b>\$275</b>
					2	<b>\$121</b>	8	<b>\$337</b>
					3	<b>\$141</b>	9	<b>\$385</b>
					4	<b>\$172</b>	10	<b>\$439</b>
					5	<b>\$215</b>	11	<b>\$549</b>
					6	<b>\$235</b>	12	<b>\$667</b>
CU1520	20 x 15 x 2.5	70	1	1	1	<b>\$102</b>	7	<b>\$282</b>
					2	<b>\$128</b>	8	<b>\$344</b>
					3	<b>\$148</b>	9	<b>\$392</b>
					4	<b>\$179</b>	10	<b>\$446</b>
					5	<b>\$222</b>	11	<b>\$556</b>
					6	<b>\$242</b>	12	<b>\$674</b>
Cushion attaches with Velcro strips.								
• CU1517 for use on S1619MP. CU1520 for use on S1623MP.								
CU3020	20 x 30 x 2.5	150	6	1.30	1	<b>\$153</b>	7	<b>\$333</b>
					2	<b>\$179</b>	8	<b>\$395</b>
					3	<b>\$199</b>	9	<b>\$443</b>
					4	<b>\$230</b>	10	<b>\$497</b>
					5	<b>\$273</b>	11	<b>\$607</b>
					6	<b>\$293</b>	12	<b>\$725</b>
CU3620	20 x 36 x 2.5	150	7	1.60	1	<b>\$172</b>	7	<b>\$352</b>
					2	<b>\$198</b>	8	<b>\$414</b>
					3	<b>\$218</b>	9	<b>\$462</b>
					4	<b>\$249</b>	10	<b>\$516</b>
					5	<b>\$292</b>	11	<b>\$626</b>
					6	<b>\$312</b>	12	<b>\$744</b>
CU4220	20 x 42 x 2.5	70	1	1	1	<b>\$195</b>	7	<b>\$375</b>
					2	<b>\$221</b>	8	<b>\$437</b>
					3	<b>\$241</b>	9	<b>\$485</b>
					4	<b>\$272</b>	10	<b>\$539</b>
					5	<b>\$315</b>	11	<b>\$649</b>
					6	<b>\$335</b>	12	<b>\$767</b>
CU4820	20 x 48 x 2.5	70	1	1	1	<b>\$213</b>	7	<b>\$527</b>
					2	<b>\$258</b>	8	<b>\$636</b>
					3	<b>\$294</b>	9	<b>\$721</b>
					4	<b>\$347</b>	10	<b>\$814</b>
					5	<b>\$423</b>	11	<b>\$1007</b>
					6	<b>\$458</b>	12	<b>\$1213</b>
CU6020	20 x 60 x 2.5	70	1	1	1	<b>\$297</b>	7	<b>\$611</b>
					2	<b>\$342</b>	8	<b>\$720</b>
					3	<b>\$378</b>	9	<b>\$805</b>
					4	<b>\$431</b>	10	<b>\$898</b>
					5	<b>\$507</b>	11	<b>\$1091</b>
					6	<b>\$542</b>	12	<b>\$1297</b>
CU7220	20 x 72 x 2.5	70	1	1	1	<b>\$351</b>	7	<b>\$665</b>
					2	<b>\$396</b>	8	<b>\$774</b>
					3	<b>\$432</b>	9	<b>\$859</b>
					4	<b>\$485</b>	10	<b>\$952</b>
					5	<b>\$561</b>	11	<b>\$1145</b>
					6	<b>\$596</b>	12	<b>\$1351</b>

**Required Specifications**

Fabric

## CUSHIONS

MODEL#	DIMENSIONS	FREIGHT CLASS	WT/LBS.	CUBIC FT.	GRADE	LIST	GRADE	LIST
	D x W x H							
CU8420	20 x 84 x 2.5	70	1	1	1	\$380	7	\$694
					2	\$425	8	\$803
					3	\$461	9	\$887
					4	\$514	10	\$981
					5	\$590	11	\$1174
					6	\$625	12	\$1380
CU3024	24 x 30 x 2.5	70	1	1	1	\$169	7	\$393
					2	\$201	8	\$471
					3	\$227	9	\$532
					4	\$265	10	\$599
					5	\$319	11	\$736
					6	\$344	12	\$883
CU3624	24 x 36 x 2.5	70	1	1	1	\$197	7	\$421
					2	\$229	8	\$499
					3	\$255	9	\$560
					4	\$293	10	\$627
					5	\$347	11	\$764
					6	\$372	12	\$911
CU4224	24 x 42 x 2.5	70	1	1	1	\$216	7	\$440
					2	\$248	8	\$518
					3	\$274	9	\$579
					4	\$312	10	\$646
					5	\$366	11	\$783
					6	\$391	12	\$930
CU4824	24 x 48 x 2.5	70	1	1	1	\$233	7	\$592
					2	\$284	8	\$717
					3	\$325	9	\$813
					4	\$386	10	\$920
					5	\$472	11	\$1141
					6	\$513	12	\$1376
CU6024	24 x 60 x 2.5	70	1	1	1	\$351	7	\$710
					2	\$402	8	\$835
					3	\$443	9	\$931
					4	\$504	10	\$1038
					5	\$591	11	\$1259
					6	\$631	12	\$1494
CU7224	24 x 72 x 2.5	70	1	1	1	\$382	7	\$741
					2	\$433	8	\$866
					3	\$474	9	\$962
					4	\$535	10	\$1069
					5	\$622	11	\$1290
					6	\$662	12	\$1525
CU8424	24 x 84 x 2.5	70	1	1	1	\$401	7	\$760
					2	\$452	8	\$885
					3	\$493	9	\$981
					4	\$554	10	\$1088
					5	\$640	11	\$1309
					6	\$681	12	\$1544

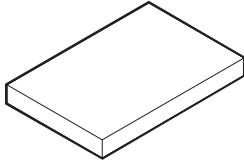


**Cushion for Low Storage Cabinets**

Cushion attaches with Velcro strips. For use on cabinets of coordinating size..

**Required Specifications**  
Fabric

CUSHIONS



**Cushion for Low Storage Cabinets**

MODEL#	DIMENSIONS	FREIGHT CLASS	WT./LBS.	CUBIC FT.	GRADE	LIST	GRADE	LIST
<b>D x W x H</b>								
CU3037	30 x 37 x 2.5	70	1	1	1	\$242	7	\$511
					2	\$281	8	\$605
					3	\$311	9	\$677
					4	\$357	10	\$757
					5	\$422	11	\$923
					6	\$452	12	\$1099
CU3637	36 x 37 x 2.5	70	1	1	1	\$306	7	\$575
					2	\$345	8	\$669
					3	\$375	9	\$741
					4	\$421	10	\$821
					5	\$486	11	\$987
					6	\$516	12	\$1163

Cushion attaches with Velcro strips. For use on back-to-back low, deep credenzas.

**Required Specifications**

Fabric

## TACKBOARDS

MODEL# DIMENSIONS FREIGHT CLASS WT/LBS. CUBIC FT. FABRIC GRD. LIST PRICE

D x W x H

**TACKBOARD** Notes: Tackboards can be upholstered in all of the following fabrics:

**Grade 1:** Agate II, Drama, Jenny, Pebbles, Quilt, Sprinkle, Station, Urban

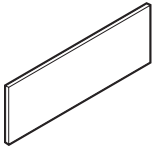
**Grade 2:** Couture, Crescent, Imprint, Lola, Match, Renewal, Replay, Silhouette

**Grade 3:** Anchorage, Brinx, Mariposa

**Grade 4:** Accent

**Grade 5:** Meander, Tracery, Universe

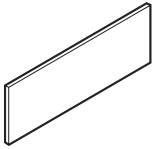
## TACKBOARDS FOR DIVIDERS - SxxFUL9



Tackboard for Dividers

STB4206	.62 x 42 x 6.5	150	2.28	.43	1	<b>\$284</b>
					2	<b>\$305</b>
					3	<b>\$344</b>
					4	<b>\$374</b>
					5	<b>\$420</b>

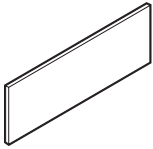
For use with **S42FUL9** divider. Covers entire side of divider. Velcro included for attachment.



Tackboard for Dividers

STB4806	.62 x 48 x 6.5	150	2.60	.49	1	<b>\$305</b>
					2	<b>\$326</b>
					3	<b>\$365</b>
					4	<b>\$395</b>
					5	<b>\$441</b>

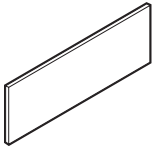
For use with **S48FUL9** divider. Covers entire side of divider. Velcro included for attachment.



Tackboard for Dividers

STB6006	.62 x 60 x 6.5	150	3.25	.61	1	<b>\$380</b>
					2	<b>\$408</b>
					3	<b>\$459</b>
					4	<b>\$500</b>
					5	<b>\$561</b>

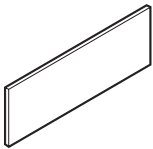
For use with **S60FUL9** divider. Covers entire side of divider. Velcro included for attachment.



Tackboard for Dividers

STB7206	.62 x 72 x 6.5	150	3.90	.73	1	<b>\$440</b>
					2	<b>\$472</b>
					3	<b>\$529</b>
					4	<b>\$575</b>
					5	<b>\$643</b>

For use with **S72FUL9** divider. Covers entire side of divider. Velcro included for attachment.



Tackboard for Dividers

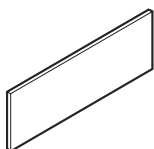
STB8406	.62 x 84 x 6.5	150	4.55	.85	1	<b>\$518</b>
					2	<b>\$553</b>
					3	<b>\$617</b>
					4	<b>\$668</b>
					5	<b>\$744</b>

For use with **S84FUL9** divider. Covers entire side of divider. Velcro included for attachment.

### Required Specifications

Fabric

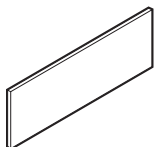
**TACKBOARDS FOR DIVIDERS - SxxFUL16**



**Tackboard for Dividers**

MODEL#	DIMENSIONS D x W x H	FREIGHT CLASS	WT/LBS.	CUBIC FT.	FABRIC GRD.	LIST PRICE
STB4213	.62 x 42 x 13.25	150	4.64	.78	1	\$312
					2	\$333
					3	\$372
					4	\$402
					5	\$448

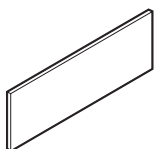
For use with **S42FUL16** divider. Covers entire side of divider. Velcro included for attachment.



**Tackboard for Dividers**

STB4813	.62 x 48 x 13.25	125	5.30	.88	1	\$334
					2	\$355
					3	\$394
					4	\$424
					5	\$470

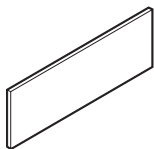
For use with **S48FUL16** divider. Covers entire side of divider. Velcro included for attachment.



**Tackboard for Dividers**

STB6013	.62 x 60 x 13.25	125	6.63	1.09	1	\$418
					2	\$446
					3	\$497
					4	\$538
					5	\$599

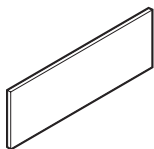
For use with **S60FUL16** divider. Covers entire side of divider. Velcro included for attachment.



**Tackboard for Dividers**

STB7213	.62 x 72 x 13.25	125	7.95	1.31	1	\$482
					2	\$514
					3	\$571
					4	\$617
					5	\$685

For use with **S72FUL16** divider. Covers entire side of divider. Velcro included for attachment.

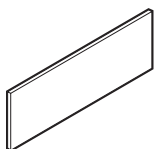


**Tackboard for Dividers**

STB8413	.62 x 84 x 13.25	125	9.28	1.52	1	\$564
					2	\$599
					3	\$663
					4	\$714
					5	\$790

For use with **S84FUL16** divider. Covers entire side of divider. Velcro included for attachment.

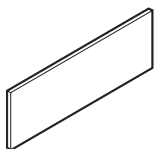
**TACKBOARDS FOR DIVIDERS - SxxPAR9**



**Tackboard for Dividers**

STB2206	.62 x 22 x 6.5	70	1.19	.24	1	\$192
					2	\$206
					3	\$232
					4	\$252
					5	\$283

For use with **S42PAR9** divider. Covers entire side of divider. Velcro included for attachment.



**Tackboard for Dividers**

STB2806	.62 x 28 x 6.5	70	1.52	.30	1	\$212
					2	\$226
					3	\$252
					4	\$272
					5	\$303

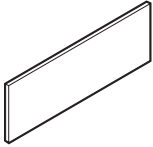
For use with **S48PAR9** divider. Covers entire side of divider. Velcro included for attachment.

**Required Specifications**

Fabric

# S SIDEBAR

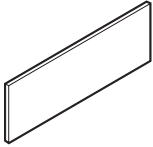
## TACKBOARDS FOR DIVIDERS - SxxPAR9



Tackboard for Dividers

MODEL#	DIMENSIONS D x W x H	FREIGHT CLASS	WT/LBS.	CUBIC FT.	FABRIC GRD.	LIST PRICE
STB4006	.62 x 40 x 6.5	150	2.17	.41	1	\$254
					2	\$275
					3	\$314
					4	\$344
					5	\$390

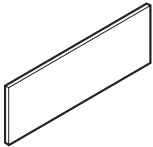
For use with **S60PAR9** divider. Covers entire side of divider. Velcro included for attachment.



Tackboard for Dividers

STB5206	.62 x 52 x 6.5	150	2.82	.53	1	\$329
					2	\$354
					3	\$398
					4	\$434
					5	\$487

For use with **S72PAR9** divider. Covers entire side of divider. Velcro included for attachment.

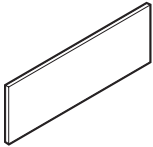


Tackboard for Dividers

STB6406	.62 x 64 x 6.5	150	3.47	.65	1	\$394
					2	\$422
					3	\$473
					4	\$514
					5	\$575

For use with **S84PAR9** divider. Covers entire side of divider. Velcro included for attachment.

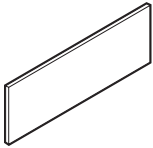
## TACKBOARDS FOR DIVIDERS - SxxPAR16



Tackboard for Dividers

STB2213	.62 x 22 x 13.25	150	2.43	.41	1	\$208
					2	\$219
					3	\$238
					4	\$253
					5	\$276

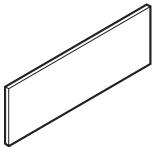
For use with **S42PAR16** divider. Covers entire side of divider. Velcro included for attachment.



Tackboard for Dividers

STB2813	.62 x 28 x 13.25	150	3.09	.53	1	\$231
					2	\$245
					3	\$271
					4	\$291
					5	\$322

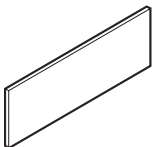
For use with **S48PAR16** divider. Covers entire side of divider. Velcro included for attachment.



Tackboard for Dividers

STB4013	.62 x 40 x 13.25	150	4.42	.74	1	\$276
					2	\$297
					3	\$336
					4	\$366
					5	\$412

For use with **S60PAR16** divider. Covers entire side of divider. Velcro included for attachment.



Tackboard for Dividers

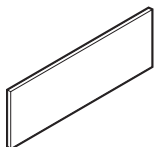
STB5213	.62 x 52 x 13.25	125	5.74	.95	1	\$360
					2	\$385
					3	\$429
					4	\$465
					5	\$518

For use with **S72PAR16** divider. Covers entire side of divider. Velcro included for attachment.

### Required Specifications

Fabric

**TACKBOARDS FOR DIVIDERS - SxxPAR16**

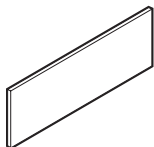


**Tackboard for Dividers**

MODEL#	DIMENSIONS D x W x H	FREIGHT CLASS	WT/LBS.	CUBIC FT.	FABRIC GRD.	LIST PRICE
STB6413	.62 x 64 x 13.25	125	7.07	1.16	1	<b>\$433</b>
					2	<b>\$461</b>
					3	<b>\$512</b>
					4	<b>\$553</b>
					5	<b>\$614</b>

For use with **S84PAR16** divider. Covers entire side of divider. Velcro included for attachment.

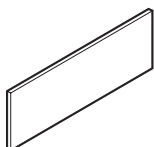
**PARTIAL TACKBOARDS FOR DIVIDERS - SxxFUL9**



**Tackboard for Dividers**

STB2106	.62 x 21 x 6.5	70	1.14	.23	1	<b>\$188</b>
					2	<b>\$199</b>
					3	<b>\$218</b>
					4	<b>\$233</b>
					5	<b>\$256</b>

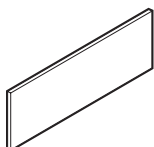
For use with **S42FUL9** divider. Covers **half** of divider. Velcro included for attachment.



**Tackboard for Dividers**

STB2406	.62 x 24 x 6.5	70	1.30	.26	1	<b>\$198</b>
					2	<b>\$212</b>
					3	<b>\$238</b>
					4	<b>\$258</b>
					5	<b>\$289</b>

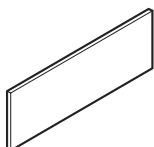
For use with **S48FUL9** divider. Covers **half** of divider. Velcro included for attachment.



**Tackboard for Dividers**

STB3006	.62 x 30 x 6.5	70	1.63	.31	1	<b>\$219</b>
					2	<b>\$233</b>
					3	<b>\$259</b>
					4	<b>\$279</b>
					5	<b>\$310</b>

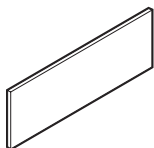
For use with **S60FUL9** divider. Covers **half** of divider. Velcro included for attachment.



**Tackboard for Dividers**

STB3606	.62 x 36 x 6.5	70	1.95	.37	1	<b>\$240</b>
					2	<b>\$258</b>
					3	<b>\$290</b>
					4	<b>\$315</b>
					5	<b>\$353</b>

For use with **S72FUL9** divider. Covers **half** of divider. Velcro included for attachment.



**Tackboard for Dividers**

STB4206	.62 x 42 x 6.5	150	2.28	.43	1	<b>\$284</b>
					2	<b>\$305</b>
					3	<b>\$344</b>
					4	<b>\$374</b>
					5	<b>\$420</b>

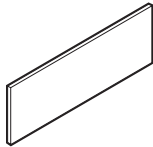
For use with **S84FUL9** divider. Covers **half** of divider. Velcro included for attachment.

**Required Specifications**

Fabric

# S SIDEBAR

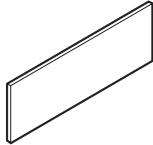
## PARTIAL TACKBOARDS FOR DIVIDERS - SxxFUL16



Tackboard for Dividers

MODEL#	DIMENSIONS D x W x H	FREIGHT CLASS	WT/LBS.	CUBIC FT.	FABRIC GRD.	LIST PRICE
STB2113	.62 x 21 x 13.25	150	2.32	.41	1	\$204
					2	\$215
					3	\$234
					4	\$249
					5	\$272

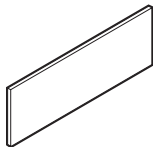
For use with **S42FUL16** divider. Covers **half** of divider. Velcro included for attachment.



Tackboard for Dividers

STB2413	.62 x 24 x 13.25	250	2.65	.78	1	\$216
					2	\$230
					3	\$256
					4	\$276
					5	\$307

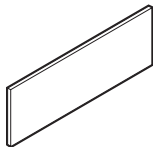
For use with **S48FUL16** divider. Covers **half** of divider. Velcro included for attachment.



Tackboard for Dividers

STB3013	.62 x 30 x 13.25	150	3.31	.56	1	\$238
					2	\$252
					3	\$278
					4	\$298
					5	\$329

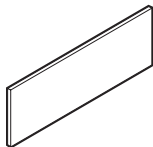
For use with **S60FUL16** divider. Covers **half** of divider. Velcro included for attachment.



Tackboard for Dividers

STB3613	.62 x 36 x 13.25	150	3.98	.67	1	\$261
					2	\$279
					3	\$311
					4	\$336
					5	\$374

For use with **S72FUL16** divider. Covers **half** of divider. Velcro included for attachment.

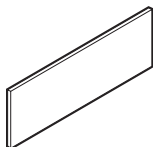


Tackboard for Dividers

STB4213	.62 x 42 x 13.25	150	4.64	.78	1	\$312
					2	\$333
					3	\$372
					4	\$402
					5	\$448

For use with **S84FUL16** divider. Covers **half** of divider. Velcro included for attachment.

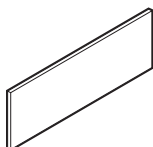
## PARTIAL TACKBOARDS FOR DIVIDERS - SxxPAR9



Tackboard for Dividers

STB1106	.62 x 11 x 6.5	70	.60	.13	1	\$153
					2	\$160
					3	\$173
					4	\$183
					5	\$199

For use with **S42PAR9** divider. Covers **half** of divider. Velcro included for attachment.



Tackboard for Dividers

STB1406	.62 x 14 x 6.5	70	.76	.16	1	\$164
					2	\$175
					3	\$194
					4	\$209
					5	\$232

For use with **S48PAR9** divider. Covers **half** of divider. Velcro included for attachment.

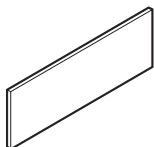
### Required Specifications

Fabric

**PARTIAL TACKBOARDS FOR DIVIDERS - SxxPAR9**

**MODEL#      DIMENSIONS      FREIGHT CLASS      WT/LBS.      CUBIC FT.      FABRIC GRD. LIST PRICE**

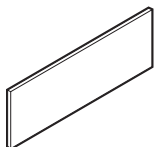
**D x W x H**



**Tackboard for Dividers**

STB2006	.62 x 20 x 6.5	70	1.08	.22	1	<b>\$185</b>
					2	<b>\$196</b>
					3	<b>\$215</b>
					4	<b>\$230</b>
					5	<b>\$253</b>

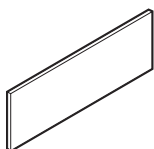
For use with **S60PAR9** divider. Covers **half** of divider. Velcro included for attachment.



**Tackboard for Dividers**

STB2606	.62 x 26 x 6.5	70	1.41	.28	1	<b>\$205</b>
					2	<b>\$219</b>
					3	<b>\$245</b>
					4	<b>\$265</b>
					5	<b>\$296</b>

For use with **S72PAR9** divider. Covers **half** of divider. Velcro included for attachment.

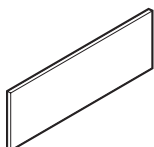


**Tackboard for Dividers**

STB3206	.62 x 32 x 6.5	70	1.73	.33	1	<b>\$226</b>
					2	<b>\$244</b>
					3	<b>\$276</b>
					4	<b>\$301</b>
					5	<b>\$339</b>

For use with **S84PAR9** divider. Covers **half** of divider. Velcro included for attachment.

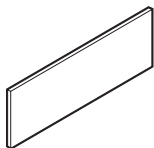
**PARTIAL TACKBOARDS FOR DIVIDERS - SxxPAR16**



**Tackboard for Dividers**

STB1113	.62 x 11 x 13.25	70	1.21	.23	1	<b>\$166</b>
					2	<b>\$173</b>
					3	<b>\$186</b>
					4	<b>\$196</b>
					5	<b>\$212</b>

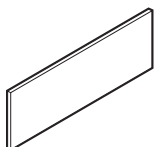
For use with **S42PAR16** divider. Covers **half** of divider. Velcro included for attachment.



**Tackboard for Dividers**

STB1413	.62 x 14 x 13.25	70	1.55	.28	1	<b>\$178</b>
					2	<b>\$189</b>
					3	<b>\$208</b>
					4	<b>\$223</b>
					5	<b>\$246</b>

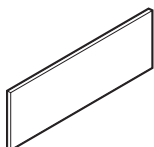
For use with **S48PAR16** divider. Covers **half** of divider. Velcro included for attachment.



**Tackboard for Dividers**

STB2013	.62 x 20 x 13.25	150	2.21	.39	1	<b>\$200</b>
					2	<b>\$211</b>
					3	<b>\$230</b>
					4	<b>\$245</b>
					5	<b>\$268</b>

For use with **S60PAR16** divider. Covers **half** of divider. Velcro included for attachment.



**Tackboard for Dividers**

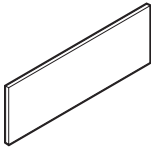
STB2613	.62 x 26 x 13.25	150	2.87	.49	1	<b>\$223</b>
					2	<b>\$237</b>
					3	<b>\$263</b>
					4	<b>\$283</b>
					5	<b>\$314</b>

For use with **S72PAR16** divider. Covers **half** of divider. Velcro included for attachment.

**Required Specifications**

Fabric

## PARTIAL TACKBOARDS FOR DIVIDERS - SxxPAR16

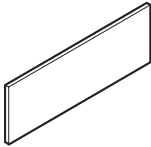


**Tackboard for Dividers**

MODEL#	DIMENSIONS D x W x H	FREIGHT CLASS	WT./LBS.	CUBIC FT.	FABRIC GRD.	LIST PRICE
STB3213	.62 x 32 x 13.25	150	3.53	.60	1	<b>\$246</b>
					2	<b>\$264</b>
					3	<b>\$296</b>
					4	<b>\$321</b>
					5	<b>\$359</b>

For use with **S84PAR16** divider. Covers **half** of divider. Velcro included for attachment.

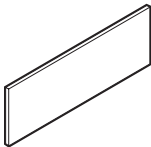
## TACKBOARDS FOR TRANSACTION TOP FILLERS



**Tackboard for Transaction Top Filler**

STB2306	.62 x 22.25 x 6.5	70	1.21	.24	1	<b>\$192</b>
					2	<b>\$206</b>
					3	<b>\$232</b>
					4	<b>\$252</b>
					5	<b>\$283</b>

For use with **S3612T9** transaction top filler. Covers entire area below transaction top. Velcro included for attachment.

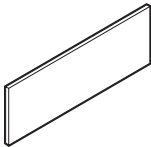


**Tackboard for Transaction Top Filler**

STB2313	.62 x 23 x 13.25	150	2.54	.44	1	<b>\$212</b>
					2	<b>\$226</b>
					3	<b>\$252</b>
					4	<b>\$272</b>
					5	<b>\$303</b>

For use with **S3612T16** transaction top filler. Covers entire area below transaction top. Velcro included for attachment.

## TACKBOARDS FOR SHARED DIVIDER STORAGE FILLERS

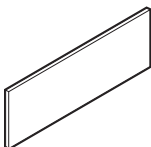


**Tackboard for Shared Storage Filler**

STB2306	.62 x 22.25 x 6.5	70	1.21	.24	1	<b>\$192</b>
					2	<b>\$206</b>
					3	<b>\$232</b>
					4	<b>\$252</b>
					5	<b>\$283</b>

Velcro included for attachment.

- Use with **S4813PCL/S4813POL** shared divider storage filler. Covers entire area below storage.
- Use with **S4813PCH/S4813POH** shared divider storage filler. Covers entire area below storage.
- Use with **S4212GL** shared pigeon hole storage filler. Covers entire area below pigeon hole storage.

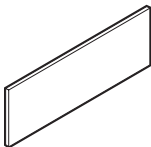


**Tackboard for Shared Storage Filler**

STB2313	.62 x 23 x 13.25	150	2.54	.44	1	<b>\$212</b>
					2	<b>\$226</b>
					3	<b>\$252</b>
					4	<b>\$272</b>
					5	<b>\$303</b>

Velcro included for attachment.

- Use with **S4813PCL/S4813POL** shared divider storage filler. Covers entire area on the back of the storage upper.
- Use with **S4813PCH/S4813POH** shared divider storage filler. Covers entire area on the back of the storage upper.
- Use with **S4212GH** shared pigeon hole storage filler. Covers entire area below pigeon hole storage.



**Tackboard for Shared Divider Storage Filler**

STB1113	.62 x 11 x 13.25	70	1.21	.23	1	<b>\$166</b>
					2	<b>\$173</b>
					3	<b>\$186</b>
					4	<b>\$186</b>
					5	<b>\$196</b>

For use with **S4813PCL/S4813POL** shared divider storage filler. Covers small area on the back of the storage upper. Velcro included for attachment.

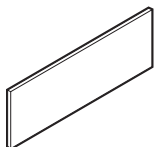
Also for use with **S4813PCH/S4813POH** shared divider storage filler. Covers small area on the back of the storage upper

### Required Specifications

Fabric

TACKBOARDS FOR STACK-ON OPEN SHELVES

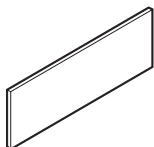
MODEL# DIMENSIONS FREIGHT CLASS WT/LBS. CUBIC FT. FABRIC GRD. LIST PRICE



Tackboard for Stack-On Open Shelf

D x W x H						
STB3020	.62 x 30 x 20	125	5	.81	1	\$257
					2	\$271
					3	\$297
					4	\$317
					5	\$348

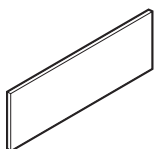
For use with **S3013BH** stack-on open shelf. Covers entire back panel. Velcro included for attachment.



Tackboard for Stack-On Open Shelf

STB3620	.62 x 36 x 20	125	6	.97	1	\$282
					2	\$300
					3	\$332
					4	\$357
					5	\$395

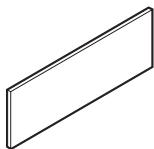
For use with **S3613BH** stack-on open shelf. Covers entire back panel. Velcro included for attachment.



Tackboard for Stack-On Open Shelf

STB4220	.62 x 42 x 20	125	7	1.12	1	\$321
					2	\$342
					3	\$381
					4	\$411
					5	\$457

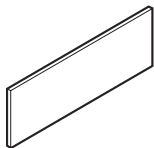
For use with **S4213BH** stack-on open shelf. Covers entire back panel. Velcro included for attachment.



Tackboard for Stack-On Open Shelf

STB4820	.62 x 48 x 20	125	8	1.27	1	\$364
					2	\$385
					3	\$424
					4	\$454
					5	\$500

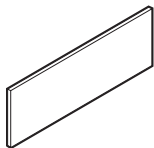
For use with **S4813BH** stack-on open shelf. Covers entire back panel. Velcro included for attachment.



Tackboard for Stack-On Open Shelf

STB1820	.62 x 18 x 20	150	3	.51	1	\$208
					2	\$219
					3	\$238
					4	\$253
					5	\$276

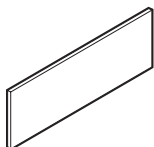
For use with **S3614BH2** stack-on open shelf. Covers entire back panel. Velcro included for attachment.



Tackboard for Stack-On Open Shelf

STB2120	.62 x 21 x 20	150	3.50	.59	1	\$220
					2	\$231
					3	\$250
					4	\$265
					5	\$288

For use with **S4214BH2** stack-on open shelf. Covers entire back panel. Velcro included for attachment.



Tackboard for Stack-On Open Shelf

STB2420	.62 x 24 x 20	125	4	.66	1	\$233
					2	\$247
					3	\$273
					4	\$293
					5	\$324

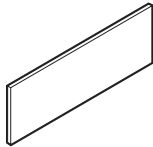
For use with **S4814BH2** stack-on open shelf. Covers entire back panel. Velcro included for attachment.

Required Specifications

Fabric

# S SIDEBAR

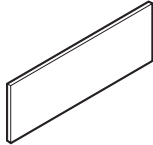
## TACKBOARDS FOR STACK-ON OPEN SHELVES



Tackboard for Stack-On Open Shelf

MODEL#	DIMENSIONS D x W x H	FREIGHT CLASS	WT./LBS.	CUBIC FT.	FABRIC GRD.	LIST PRICE
STB3020	.62 x 30 x 20	125	5	.81	1	\$257
					2	\$271
					3	\$297
					4	\$317
					5	\$348

For use with **S6014BH2** stack-on open shelf. Covers entire back panel. Velcro included for attachment.

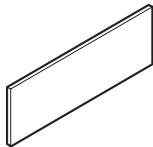


Tackboard for Stack-On Open Shelf

STB3620	.62 x 36 x 20	125	6	.97	1	\$282
					2	\$300
					3	\$332
					4	\$357
					5	\$395

For use with **S7214BH2** stack-on open shelf. Covers entire back panel. Velcro included for attachment.

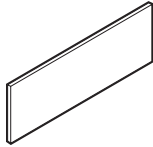
## TACKBOARDS FOR HUTCHES



Tackboard for Hutches

STB2812	.62 x 28 x 12	150	2.80	.49	1	\$227
					2	\$241
					3	\$267
					4	\$287
					5	\$318

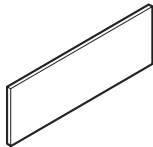
For use on **S3014EHO/S3015EHT** hutches. Velcro included for attachment.



Tackboard for Hutches

STB3412	.62 x 34 x 12	150	3.40	.58	1	\$250
					2	\$268
					3	\$300
					4	\$325
					5	\$363

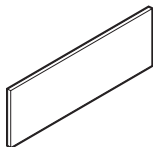
For use on **S3614EHO/S3615EHT** hutches. Velcro included for attachment.



Tackboard for Hutches

STB4012	.62 x 40 x 12	150	4	.68	1	\$272
					2	\$293
					3	\$332
					4	\$362
					5	\$408

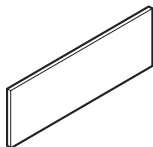
For use on **S4214EHO/S4215EHT** hutches. Velcro included for attachment.



Tackboard for Hutches

STB4612	.62 x 46 x 12	150	4.60	.78	1	\$321
					2	\$342
					3	\$381
					4	\$411
					5	\$457

For use on **S4814EHO/S4815EHT** hutches. Velcro included for attachment.



Tackboard for Hutches

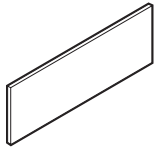
STB5812	.62 x 58 x 12	150	5.80	.97	1	\$385
					2	\$413
					3	\$464
					4	\$505
					5	\$566

For use on **S6014EHO/S6015EHT** hutches. Velcro included for attachment.

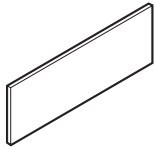
### Required Specifications

Fabric

TACKBOARDS FOR HUTCHES



Tackboard for Hutches



Tackboard for Hutches

MODEL# DIMENSIONS FREIGHT CLASS WT/LBS. CUBIC FT. FABRIC GRD. LIST PRICE

MODEL#	DIMENSIONS	FREIGHT CLASS	WT/LBS.	CUBIC FT.	FABRIC GRD.	LIST PRICE
STB7012	.62 x 70 x 12	150	7	1.17		
					D x W x H	
					1	\$448
					2	\$480
					3	\$537
4	\$583					
5	\$651					

For use on **S7214EHO/S7215EHT** hutches. Velcro included for attachment.

STB8212	.62 x 82 x 12	125	8.20	1.36		
					1	\$548
					2	\$583
					3	\$647
					4	\$698
5	\$774					

For use on **S8414EHO/S8415EHT** hutches. Velcro included for attachment.

**Required Specifications**

Fabric

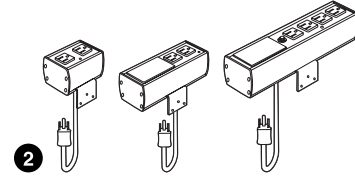
## POWER DELIVERY / CABLE MANAGEMENT

D x W x H

At the basic level, table and floor based office equipment is serviced by a wall or floor power supply. As the operation grows, there might be a need to organize excessive cable clutter.

(1) **Cable Snake JBPS** installed in proximity of floor monument to manage vertical cable clutter.

Table clamped, single circuit (2) **Desk Top Power Data Modules** deliver services to desk height, while tapping into wall or floor power supply. Excessive cables can be managed with (3) **Wire Management Clamps BWMS5**.

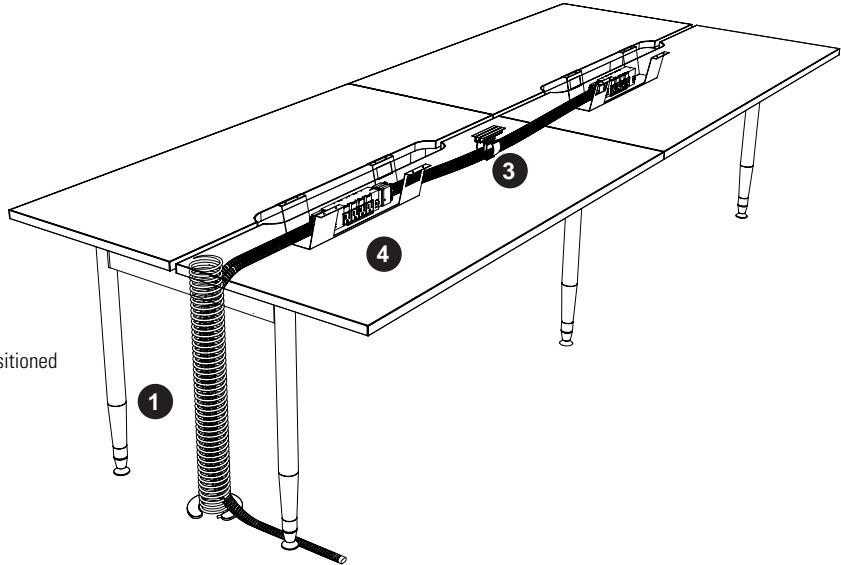


(4) **Below Worksurface Power/Data Troughs** can be installed between back-to-back tables for extended below desk height power/data distribution.

- 8 wire, 4-circuit system. (2 + 2 circuit configuration)

### To specify electrical, utilize the following steps:

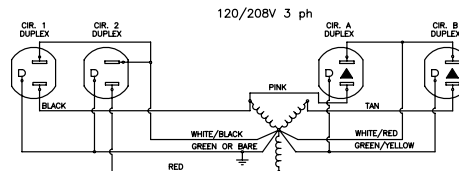
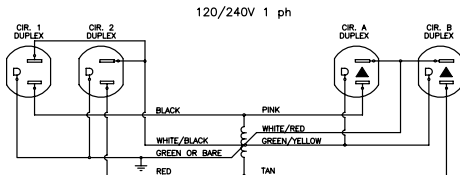
- For each back-to-back worksurface, specify (1) **SEDBKIT**
  - SEDBKIT is centered below the wire pass thru on the surface
  - Unlike other wiring systems, Sidebar's electrical can have individual simplex outlets on different circuits
- Specify a total of (4) simplex outlets per user - up to four different circuits can be specified for a single user
- Jumpers (SExxFFJ) will bring power from one SEDBKIT to another - subtract 6" from the worksurface length to calculate the necessary length jumper
- Currently, Sidebar can only accommodate basefeeds from a floor or wall
- Basefeeds (SEBFxx) are available in multiple lengths and can be positioned at the end of a run or the middle of a run
- Global recommends the use of a vertical cable manager (such as the JBPS or PCSN01) to manage the basefeed and data cable from floor or wall to the underside of a worksurface



### 4-2-2 Wiring Schematic

#### 8-Wire Shared Neutral

#### "2 + 2" - 2 Utility Circuits, 2 Dedicated



#### 8 Wires

4 lines (12 ga.)  
2 Neutrals (10 ga.)  
2 Grounds (12 ga.)

#### 4 Circuits

2 Utility circuits  
2 Dedicated Circuits

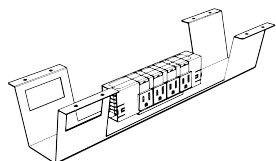
#### Receptacles

Duplex - Up to 12 duplex receptacles per circuit  
(Up to 48 per infeed)

#### Specifications

System rated for connection to a grounded 120/240 V single phase, 20A, 60Hz or 120/208 V, 3 phase, 20A, 60Hz branch circuit for U.S. and 15A if product is marked with a C-UL Mark. Outlets rated 15A max.

**POWER DELIVERY / CABLE MANAGEMENT**

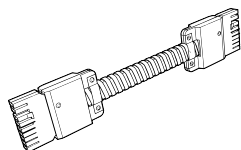


**Below Worksurface Double Power/Data Trough**

**MODEL#      DIMENSIONS      FREIGHT CLASS      WT/LBS.      CUBIC FT.      LIST PRICE**

	<b>D x W x H</b>				
SEDBKIT	7 x 20 x 6	250	3	.80	<b>\$255</b>

Formed steel trough with double sided Power block is secured below worksurface, centered. Four simplex outlets can be specified on each side (sold separately). One trough size can be used on all worksurface sizes. Specify jumpers between tables separately. Base feed entry can be made at either end of trough. Each trough has one opening at 1.37" x 2.68" (one per side) for data/communication terminal plates. Specify Silver (SI) or Black (BK) finish.

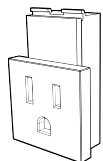


**Jumper Cable**

SE36FFJ	3 x 36 x 3	70	1.37	.50	<b>\$104</b>
SE39FFJ	3 x 39 x 3	70	1.52	.50	<b>\$108</b>
SE42FFJ	3 x 42 x 3	70	1.60	.50	<b>\$111</b>
SE45FFJ	3 x 45 x 3	70	1.75	.50	<b>\$115</b>
SE48FFJ	3 x 48 x 3	70	1.82	.50	<b>\$118</b>
SE51FFJ	3 x 51 x 3	70	1.98	.50	<b>\$122</b>
SE54FFJ	3 x 54 x 3	150	2.05	.50	<b>\$125</b>
SE57FFJ	3 x 57 x 3	150	2.20	.50	<b>\$128</b>
SE60FFJ	3 x 60 x 3	150	2.28	.50	<b>\$132</b>
SE63FFJ	3 x 63 x 3	150	2.43	.50	<b>\$135</b>
SE66FFJ	3 x 66 x 3	150	2.51	.50	<b>\$139</b>
SE69FFJ	3 x 69 x 3	150	2.66	.50	<b>\$142</b>
SE72FFJ	3 x 72 x 3	150	2.74	.50	<b>\$146</b>
SE75FFJ	3 x 75 x 3	150	2.89	.50	<b>\$149</b>
SE78FFJ	3 x 78 x 3	150	2.96	.50	<b>\$153</b>

Flexible metal conduit is used to distribute electrical power from one trough to another. To calculate the length needed between power troughs, take the measurement of the center of one trough to another and subtract 6".

*Example:* Two 72" workstations would necessitate a 66" jumper.

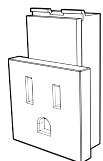


**Simplex Receptacle**

SE8R1	1 x 1.5 x 2	70	.04	.01	<b>\$13</b>
SE8R2	1 x 1.5 x 2	70	.04	.01	<b>\$13</b>
SE8RA	1 x 1.5 x 2	70	.04	.01	<b>\$13</b>
SE8RB	1 x 1.5 x 2	70	.04	.01	<b>\$13</b>

Snaps into Power block. Up to 13 duplex receptacles per circuit. Black finish for Circuits 1 and 2. Orange finish for Circuits A and B.

- SE8R1 - Circuit #1 (utility circuit)
- SE8R2 - Circuit #2 (utility circuit)
- SE8RA - Circuit A (dedicated circuit)
- SE8RB - Circuit B (dedicated circuit)



**Controlled Circuit Simplex Receptacle**

SE8R1CA	1 x 1.5 x 2	70	.04	.01	<b>\$18</b>
SE8R2CA	1 x 1.5 x 2	70	.04	.01	<b>\$18</b>
SE8RACA	1 x 1.5 x 2	70	.04	.01	<b>\$18</b>
SE8RBCA	1 x 1.5 x 2	70	.04	.01	<b>\$18</b>

Snaps into Power block. Up to 13 duplex receptacles per circuit. Black finish for Circuits 1 and 2. Orange finish for Circuits A and B. Meets California Title 24, Federal and LEED Certification.

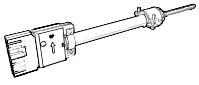
- SE8R1CA - Circuit #1 (utility circuit)
- SE8R2CA - Circuit #2 (utility circuit)
- SE8RACA - Circuit A (dedicated circuit)
- SE8RBCA - Circuit B (dedicated circuit)

**Required Specifications**

Finish (SEDBKIT)

# S SIDEBAR

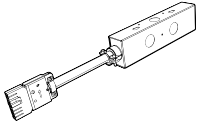
## POWER DELIVERY / CABLE MANAGEMENT



**Base Feed**

MODEL#	DIMENSIONS D x W x H	FREIGHT CLASS	WT/LBS.	CUBIC FT.	LIST PRICE
SEBF72	5 x 72 x 5	250	2.74	.80	<b>\$135</b>
SEBF120	5 x 120 x 5	150	4.56	.80	<b>\$190</b>
SEBF144	5 x 144 x 5	125	5.47	.80	<b>\$218</b>

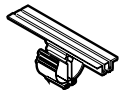
Provides single power entry from floor or wall located building power supply. Connects to Power block. Must be hard wired to the building power supply by a licensed electrician.



**Base Feed - New York Electrical**

SEBFNYC	5 x 120 x 5	125	5	.80	<b>\$242</b>
---------	-------------	-----	---	-----	--------------

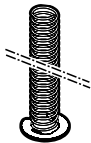
Provides single power entry from floor or wall located building power supply. Connects to Power block. Must be hard wired to the building power supply by a licensed electrician.



**Wire Management - 5" Track**

BWMS5	2 x 5 x 3.5	70	1	.10	<b>\$9</b>
-------	-------------	----	---	-----	------------

Retrofittable track mounts to the underside of worksurface. Includes one wire clamp that can route data and voice wires separately. Black only.



**Power Snake**

JBPS	4 x 4 x 34	100	2	.25	<b>\$71</b>
------	------------	-----	---	-----	-------------

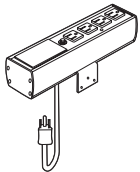
Attaches to the underside of worksurface with supplied wood screws. Used to organize and channel wires from the power/data management trough down to the floor infeed. Black finish only.



**Cable Snake**

PCSN01	-- x -- x --	92.5	2.10	.20	<b>\$102</b>
--------	--------------	------	------	-----	--------------

Flexible cable management. Provides access to power/data from floor to underside of worksurface where it attaches. Two pathways within Cable Snake. Length under desk is 31.25". Silver (**SIL**) plastic only.

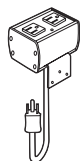


**4 Outlet, 1 Telecom Blank Plate**

PGDPS41	2.5 x 10.25 x 2.22	70	1.50	.02	<b>\$183</b>
---------	--------------------	----	------	-----	--------------

4 power receptacles and 1 telecom blank plate. Available for mounting behind pull-out shelf or open space credenza. Tungsten (TUN) finish. 12 foot black cord.

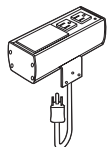
**POWER DELIVERY / CABLE MANAGEMENT**



**2 Outlet Power block**

MODEL#	DIMENSIONS	FREIGHT CLASS	WT/LBS.	CUBIC FT.	LIST PRICE
<b>D x W x H</b>					
PGDPS20	2.5 x 3.58 x 2.22	70	1	.01	<b>\$131</b>

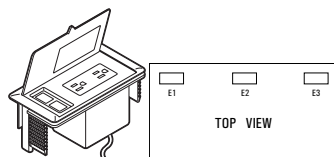
2 power receptacles. Available for side mounted installation. Tungsten (TUN) finish. 12 foot black cord.



**2 Outlet, 1 Telecom Blank Plate**

PGDPS21	2.5 x 6.75 x 2.22	70	1.25	.01	<b>\$169</b>
---------	-------------------	----	------	-----	--------------

2 power receptacles and 1 telecom blank plate. Available for side mounted installation. Tungsten (TUN) finish. 12 foot black cord.

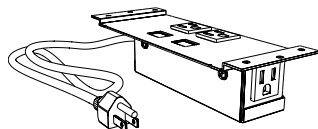


**Power/Data Block**

PMSDPM	3.5 x 6.5 x 2.75	70	2	.10	<b>\$253</b>
--------	------------------	----	---	-----	--------------

Worksurface power and data module. Two power receptacles and two data receptacles. Specify position and add **\$65.00** for cutout in worksurface. See diagram E1/E2/E3 for specification location. Black (**BLK**) only.

**VILLA I SERIES CORDED UNITS**

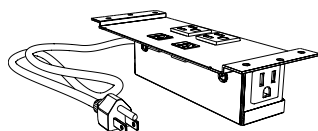


**Data Knockouts, No Data Ports**

VIL-C-DKO-_-108	10 x 11 x 7	100	4	.45	<b>\$186</b>
VIL-C-DKO-_-72	10 x 11 x 7	100	4	.45	<b>\$186</b>

Villa I with 3-prong plug. Includes **two power receptacles** and two knockouts for data. A third convenience receptacle is provided below the worksurface. **V1, V2 or V3 cutout(s) must be specified on training table** (see product notes section for more details and cutout upcharge). **Grommet cover is required and sold separate** (see next page). UL/CUL listed.

- Replace \_ with **B** for **Black**
- Replace \_ with **S** for **Silver Pearl**



**Data Knockouts, Data Ports Included**

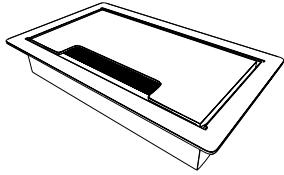
VIL-C-D-_-108	10 x 11 x 7	100	4	.45	<b>\$301</b>
VIL-C-D-_-72	10 x 11 x 7	100	4	.45	<b>\$301</b>

Villa I with 3-prong plug. Includes **two power receptacles** and **two RJ45 Cat 6** data. A third convenience receptacle is provided below the worksurface. **V1, V2 or V3 cutout(s) must be specified on training table** (see product notes section for more details and cutout upcharge). **Grommet cover is required and sold separate** (see next page). UL/CUL listed.

- Replace \_ with **B** for **Black**
- Replace \_ with **S** for **Silver Pearl**

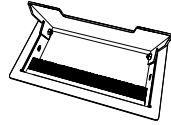
# S SIDEBAR

## VILLA GROMMET COVERS



Villa Grommet Cover

MODEL#	DIMENSIONS D x W x H	FREIGHT CLASS	WT/LBS.	CUBIC FT.	LIST PRICE
VIL-GROM-F-__	5 x 7 x 4	70	1	.08	<b>\$93</b>



Powder coated flush metal grommet to be used with Villa I **corded** series Power blocks. Cutouts in tables must be specified separately. **V1, V2 or V3 cutout(s) must be specified on training table** (see product notes section for more details and cutout upcharge). **Grommet cover remains open while in use.**

- **Cannot be used with PMSPDM.**
- Replace \_\_ with **B** for **Black**
- Replace \_\_ with **S** for **Silver Pearl**

## TOP TELECOM PLATES



A-\_\_-A-B

Telecom plate with RJ11 Cat 3 Phone and RJ45 Cat 6 Data

**\$80**



A-\_\_-B-B

(2) RJ45 Cat 6 Connectors

**\$105**



A-\_\_-B-B-B

(3) RJ45 Cat 6 Connectors

**\$154**



A-\_\_-B-B-B-B

(4) RJ45 Cat 6 Connectors


**\$204**



A-\_\_-B-C51-L

RJ45 Cat 6 Data, Mini-Stereo Inline and 15 pin HD VGA Female/Female with 72" patch cord attached.

**\$182**



A-\_\_-B-B-C51

(2) RJ45 Cat 6 Data and (1) 15 pin HD VGA Female/Female with 72" patch cord attached.

**\$190**



A-\_\_-A-B-102

RJ11 Cat 3 phone, RJ45 Cat 6 Data and USB with 72" patch cord attached.

**\$182**



A-\_\_-B

RJ45 Cat 6 Data

**\$55**










A-\_\_-C51-L

Mini Stereo Inline and 15 pin HD VGA Female/Female with 72" patch cord attached.

**\$142**

### Required Specifications

- Finish
- Power Infeed
- Cutout location

TOP TELECOM PLATES	MODEL	CONFIGURATION	LIST PRICE
	A-__-CRDMINDER	<b>D x W x H</b> Cordminder Plate - 2 5/8" holes and 1 7/8" holes	<b>\$31</b>
	A-__-C45-C51-L	HDMI Female/Female with 36" patch cord attached. Mini Stereo Inline and 15 Pin HD VGA Female/Female with 72" patch cord attached.	<b>\$249</b>
	A-__-C45	HDMI Female/Female with 36" patch cord attached.	<b>\$122</b>
	A-__-A-B-B	(1) RJ11 Cat 3 Phone and (2) RJ45 Cat 6 data.	<b>\$133</b>
	A-__	Blank telecom plate	<b>\$6</b>
	A-__-102	USB with 72" patch cord attached.	<b>\$55</b>
	A-__-C51	15 pin HD VGA Female/Female with 72" patch cord attached.	<b>\$91</b>

- Replace \_ with **BL** for **Black**
- Replace \_ with **GR** for **Grey**

**Required Specifications**

Finish  
Power Infeed  
Cutout location