



**Productivity Solutions™ by Global** is a comprehensive series of ergonomically sound products, naturally connecting people with technology to enhance comfort and productivity. Designed to Fit you and your technology and fully integrate with Global Furniture Group products to create complete office solutions that meet the needs of today's diverse workplaces.

Designed with human capabilities and comfort in mind, Productivity Solutions by Global provide a good Fit for today's workers and meet or exceed ergonomics standards, guidelines and ANSI/BIFMA standards for performance, durability and safety.

FIT = Move + Match + Support



Monitor Arms



Power/Data Module



Lift n Lock Keyboard Tray



Folio Electric Height Adjustable Table



Manual Height Adjustable Desk



Obusforme Keyboard Tray

**Features and Benefits**

- Folio Height Adjustable Table with 18.4" height range
- Manual Height Adjustable Table has counterbalanced spring mechanism
- 4 keyboard support mechanisms
- 5 keyboard trays
- New monitor arm options
- Wire management and power/data options
- Meets ANSI-BIFMA, Greenguard Indoor Air Quality, Greenguard Gold Certified
- Height Adjustable Tables are BIFMA level 2 certified

**MANUAL HEIGHT ADJUSTABLE TABLES**

- Manually operated height adjustable tables with counterbalanced spring mechanism
  - Exceptional ergonomic alternative to traditional desking
  - Sit-Stand design promotes increased circulation, improving performance and comfort
  - Can be used alone or in conjunction with Global desks.
- Please note:** Global desks are 1" or 1.5" thick.
- Meets ANSI/BIFMA requirements

**TOP FINISHES**

ACJ	Absolute Acajou	HGT	Hayden Grey
ASN	Asian Night	QTM	Quartered Mahogany
AWC	Avant Cherry	SKC	Shaker Cherry
AWH	Avant Honey	SOG	Storm Grey
BLK	Black	TFW	Tiger Fruitwood
BRC	Brushed Cobalt	TMP	Tiger Maple
CMB	Clear Maple	TWL	Tiger Walnut
DES	Dark Espresso	WHE	Walnut Heights
DWT	Designer White	WHC	White Chocolate*
GRY	Grey	WCR	Winter Cherry
		WGY	Willow Grey

\* TFL is textured. HP tops are non-textured.

**CONSTRUCTION**

- 1" thick tops constructed of 45 lb. density particle board with high performance thermally fused laminate

**DIMENSIONS**

- When designing workstations, leave 1" clearance on either side to prevent finger pinch

**EDGE**

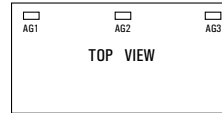
- Preferred matching edge

**BASE**

- Heavy duty steel formed legs with radius detail are available in BLACK only
- Easy to reach tension control supports loads up to 100 lbs.
- Environmentally friendly, recyclable epoxy powder coating provides a very durable finish
- Black plastic leveling glides offer 1/2" adjustability

**GROMMETS**

- Grommets available in standard worksurface locations (left, center or right)
- Order as: **AG1, AG2 or AG3.....ADD \$65**



- Grommet hole dimensions are 3 1/4" wide x 1 7/8" deep

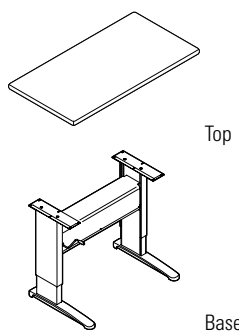
**MECHANISM**

- Counterbalanced height adjustable base supports weights up to 100 lbs.
- Height range from floor to underside of modesty shroud is 17" when surface height is 26"
- 7 year warranty

**SHIPPING**

- Shipped RTA (Ready to Assemble)
- Easy to assemble with Phillips or Robertson screwdriver

MODEL#	DIMENSIONS	FREIGHT CLASS	WT./LBS.	CUBIC FT.	LIST PRICE
<b>D x W x H</b>					
<b>Rectangular Tops:</b>					
HTM3058T	30 x 58 x 1	70	50	2.50	<b>\$392</b>
HTM3046T	30 x 46 x 1	70	40	2	<b>\$327</b>
HTM2458T	24 x 58 x 1	70	40	2	<b>\$300</b>
HTM2446T	24 x 46 x 1	70	32	1.50	<b>\$278</b>
<b>Base:</b>					
KEZLIFT	24 x 34.5 x 26-46	70	88	5.40	<b>\$2114</b>



**Rectangular Table**

Paddle activated height adjustable base. Height adjustable from 26" to 46". Keyboard tray and mechanism not necessary

- **Specify base separately from top**

**Required Specifications**  
Top Finish

## FOLI ELECTRIC HEIGHT ADJUSTABLE TABLES

D x W x H

- Electric height adjustment allows for easy movement from sitting to standing and back throughout the day. Foli's work surface moves with you and your work without interruption.
- Foli offers a universal free-standing design and finish options to easily integrate with existing Global workstation configurations, becoming a natural part of your office space
- Whether in a private or general office, touch-down space, collaborative area or home office, Foli supports a more active and healthy work style
- Can be used alone or in conjunction with Global desks. Please note Global desks are 1" or 1.5" thick.

### TOP FINISHES

ACJ	Absolute Acajou	QTM	Quartered Mahogany
ASN	Asian Night	SKC	Shaker Cherry
AWC	Avant Cherry	SOG	Storm Grey
AWH	Avant Honey	TFW	Tiger Fruitwood
BLK	Black	TMP	Tiger Maple
BRC	Brushed Cobalt	TWL	Tiger Walnut
CMB	Clear Maple	WHE	Walnut Heights
DES	Dark Espresso	WHC	White Chocolate*
DWT	Designer White	WCR	Winter Cherry
HGT	Hayden Grey	WGY	Willow Grey

\* TFL is textured. HP tops are non-textured.

### EDGE

- Preferred matching edge

### CONSTRUCTION

- 1" thick tops constructed of 45 lb. density particle board with high performance thermally fused laminate
- Steel constructed leg tubing, feet and cross bar
- Table frame designed with 3.15" x 2.35" rectangular outer leg with large tubing facing down
- "T" leg, flat foot design with adjustable glides
- Expandable cross bars for table widths of 48", 54", 60", 66" and 72"
- Available table depths of 24" and 30"
- Products specified with the high pressure laminate option are finished on the underside of the surface with a kraft paper backing.

### BASE

- Provides height adjustment from 27" to 45"
- Leveling glides offer 1" adjustability
- Operates at 1.3" per second
- Lifts 220 lbs.
- Shadow power draw 0.5 watts
- Base available in a Silver powder coated finish, will never mar during adjustment
- Open front cross bar to accommodate articulating keyboard platforms.
- Easy to use, push button controller with digital readout.
- Dual motors are concealed within column.

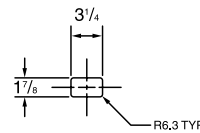
### SHIPPING

- Shipped unassembled in 1 carton
- Easy to assemble.

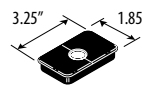
### GROMMETS

- Grommets available in standard table top locations (left, center or right). Order as: **AG1, AG2 or AG3 - Add \$65**
- Grommet hole dimensions are 3 1/4" wide x 1 7/8" deep.
- Grommets may be placed at non-standard locations. Order as: **AGS - Add \$65**. A drawing must be supplied with vertical and horizontal dimensions to the center of the cut-out (as in drawing below). Please refer to CUSTOM GROMMET LOCATION FORM in the back reference section.

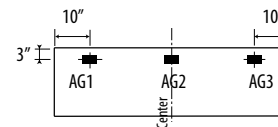
### Grommet hole dimensions:



### Grommet:



### Grommet Locations:

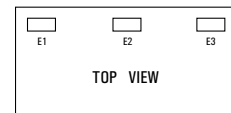


### POWER BLOCK

- A power block (model **PMSPD**) may be installed on all Foli tables
- The power block module includes one electrical duplex receptacle and two data (RJ45) receptacles. 9' Black cord with NEMA plug. Power block dimensions are 6.5"W x 3.5"D x 2.75"H.
- Power block cutout dimensions are 2.75"D x 6"W.
- Specify the power block cut-out location when ordering the table. The power block is ordered separately. Order power block separately as **PMSPD, ADD \$253**. Power blocks are available in standard worksurface locations (left, center or right). Specify **E1, E2 or E3 cutout location. Add \$65**.



Power Block **PMSPD. Add \$253**



Specify location **E1, E2 or E3. Add \$65**

FOLI ELECTRIC HEIGHT ADJUSTABLE TABLES

MODEL# DIMENSIONS FREIGHT CLASS WT/LBS. CUBIC FT. LIST PRICE HP ADD

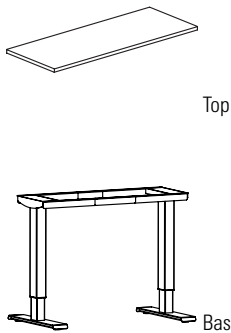
D x W x H

**Rectangular Tops:**

PHAT3072T	29 x 70 x 1	65	70	2.50	<b>\$416</b>	<b>\$208</b>
PHAT3066T	29 x 64 x 1	65	64	2.26	<b>\$396</b>	<b>\$199</b>
PHAT3060T	29 x 58 x 1	65	59	2.10	<b>\$379</b>	<b>\$190</b>
PHAT3054T	29 x 52 x 1	65	52	1.90	<b>\$371</b>	<b>\$186</b>
PHAT3048T	29 x 46 x 1	65	44	1.70	<b>\$363</b>	<b>\$182</b>
PHAT2472T	23 x 70 x 1	65	57	2	<b>\$412</b>	<b>\$206</b>
PHAT2466T	23 x 64 x 1	65	52	1.82	<b>\$381</b>	<b>\$191</b>
PHAT2460T	23 x 58 x 1	65	47	1.67	<b>\$364</b>	<b>\$183</b>
PHAT2454T	23 x 52 x 1	65	42	1.52	<b>\$326</b>	<b>\$164</b>
PHAT2448T	23 x 46 x 1	65	35	1.40	<b>\$304</b>	<b>\$152</b>

**Base:**

PHATB460	10 x -- x 26.8	70	59.5	2.83	<b>\$1264</b>	n/a
----------	----------------	----	------	------	---------------	-----



**Foli Rectangular Table**

All table frames are easy to assemble with few parts. Lifts 220 lbs. Base manufactured so that leg paint will never mar during height adjustment. Leg assembly tubing, feet and upper structure assemblies constructed of steel. Table frame designed with 3.15" x 2.36" rectangular outer leg with the large tube facing down. Flat foot design with adjustable glides. I-profile crossbars that are expandable in fixed steps to create a variety of size table widths. Height range is 27" to 45" (18.4" adjustability). Operates at 1.3" per second. Shadow power draw is 0.5 watts. Maximum power draw is 1.5A. Base finish in Silver powder coat only.

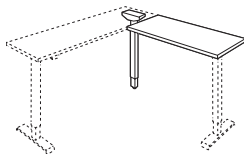
- **Specify base separately from top**
- **Recommended torque range for installing all fasteners is 3-5 foot pounds and should not be exceeded. In addition, no impact drivers or high-torque equipment are to be used for any fasteners included in the table assembly kits, as this creates a high risk for damage that is not covered under warranty. The use of hand tools is highly recommended.**

**Return Tops:**

PHAR2448T	47 x 23 x 1	60	94.5	2.10	<b>\$286</b>	<b>\$143</b>
PHAR2454T	53 x 23 x 1	60	102	2.20	<b>\$307</b>	<b>\$154</b>
PHAR3048T	47 x 29 x 1	60	104	2.30	<b>\$342</b>	<b>\$171</b>
PHAR3054T	53 x 29 x 1	60	112	2.40	<b>\$350</b>	<b>\$175</b>

**Third Leg Kit:**

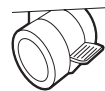
PHATLK460	10 x -- x 26.8	85	19	1.40	<b>\$664</b>	n/a
-----------	----------------	----	----	------	--------------	-----



**Return Kit**

Third leg kit to be used with a Foli freestanding table to create an electric height adjustable L station. Post leg with return kit replaces one of the T-legs on freestanding table; the T-leg from the freestanding table is then moved to support one side of the return top. Cross bar is included to connect and support the return top to the freestanding table top. May be configured for left or right hand returns. All three legs plug into the freestanding table's controller and the three motors will electronically synchronize.

P79100014	- x - x 1.5	60	2	0.4	<b>\$56</b>	N/A
-----------	-------------	----	---	-----	-------------	-----



**1.5" Dual Wheel Casters**

Pack of four casters, two locking and two non-locking. Interchangeable on site with levelers on Foli electric height adjustable table PHATB460.

- **Cannot be used with Third Leg Kit**

**Required Specifications**

Top Finish

**Optional Specifications**

High Pressure Laminate  
Grommet

## MONITOR ARMS

## MODEL#

## DIMENSIONS

## FREIGHT CLASS

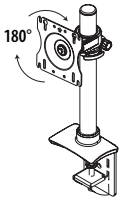
## WT./LBS.

## CUBIC FT.

## LIST PRICE

D x W x H

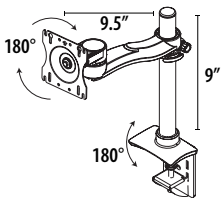
- Free up valuable space on surfaces
- Attach to any standard surface with flush edge by a desk clamp or through a grommet. Grommets above support panels cannot be used for mounting. Mounting hardware included.
- Clamps on worksurfaces 1/2" to 2 5/8" thick
- 9" vertical height adjustment on 12" post
- For use in grommets up to 3.5" wide
- Built-in cable management
- Quick connect option is standard with hole patterns to meet Video Electronics Standards Association (VESA) standards (75mm x 75mm or 100mm x 100mm)
- Monitor arm components are 100% recycled aluminum die cast material, providing stability and durability
- Available finishes: Silver (**SIL**) standard; Black (**BLK**) and White (**WTE**)



**Single Screen Pole Position**

MON1SPP	-- x -- x --	150	5.80	1.20	<b>\$253</b>
---------	--------------	-----	------	------	--------------

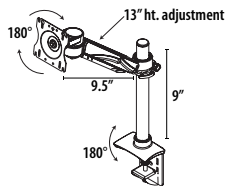
No extension arms. Minor assembly required. Supports 20 lb. load capacity. No maximum monitor width.



**Single Screen Single Extension Arm**

MON1SSE	-- x -- x --	150	6.20	1.20	<b>\$341</b>
---------	--------------	-----	------	------	--------------

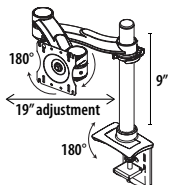
9.5" horizontal reach from center of pole to front of monitor mounting plate. Displays are able to tilt 180°, swing 180° side-to-side and rotate from landscape to portrait. Minor assembly required. Supports 20 lb. load capacity. No maximum monitor width.



**Single Screen Single Extension Arm with Height Adjustment**

MON1SSEH	-- x -- x --	125	7.20	1.10	<b>\$437</b>
----------	--------------	-----	------	------	--------------

Counterbalanced arm provides an additional 13" of height adjustment. Easy to use Allen wrench allows user to adjust the counterbalance mechanism for easy movement of the monitor. 9.5" horizontal reach from center of pole to front of monitor mounting plate. Displays are able to tilt 180°, swing 180° side-to-side and rotate from landscape to portrait. Minor assembly required. Supports 20 lb. load capacity. No maximum monitor width.



**Single Screen Double Extension Arm**

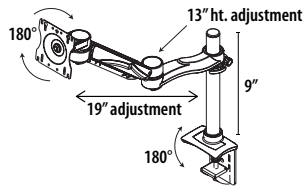
MON1SDE	-- x -- x --	125	7.50	1.20	<b>\$427</b>
---------	--------------	-----	------	------	--------------

Double extension allows 19" of horizontal back and forth movement. Arm folds back to post for more desk space. Displays are able to tilt 180°, swing 180° side-to-side and rotate from landscape to portrait. Minor assembly required. Supports 20 lb. load capacity. No maximum monitor width.

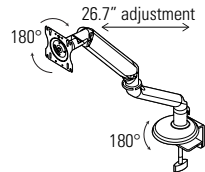
### Required Specifications

Finish

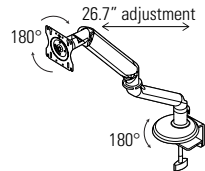
**MONITOR ARMS**



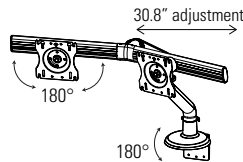
**Single Screen Double Extension Arm with Height Adjustment**



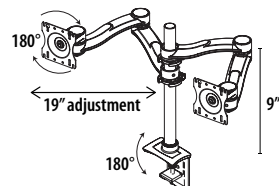
**Single Screen Double Extension Arm - Light Duty**



**Single Screen Double Extension Arm - Medium Duty**



**Dual Screen Double Extension Arm**



**Dual Screen Double Extension Arm**

**MODEL# DIMENSIONS FREIGHT CLASS WT./LBS. CUBIC FT. LIST PRICE**

	<b>D x W x H</b>				
MON1SDEH	-- x -- x --	125	8.20	1.10	<b>\$514</b>

Counterbalanced arm provides an additional 13" of height adjustment. Double extension allows 19" of horizontal back and forth movement. Easy to use Allen wrench allows user to adjust the counterbalance mechanism for easy movement of the monitor. Displays are able to tilt 180°, swing 180° side-to-side and rotate from landscape to portrait. Cable manager comes on extension arm and hides all cables. Minor assembly required. Supports 20 lb. load capacity. No maximum monitor width.

M7750LD	5.5 x -- x --	100	10.34	1.12	<b>\$587</b>
---------	---------------	-----	-------	------	--------------

For use with monitors weighing 5 to 20 lbs. Adjustable counterbalance provides free floating fingertip control. Maximum of 26.7" extension from rear of desk to back of monitor; folds to 4.5". Monitor can rotate 180° for portrait or landscape viewing with -90° to 45° tilt adjustment. Integral monitor weight adjustment gauge. Aluminum die cast construction. VESA plate edge clamp and grommet mount included. Silver finish. Some assembly required. Supports 20 lb. load capacity. No maximum monitor width.

- Also available in **Black finish** #M7750LDB or **White finish** #M7750LDW.

M7755MD	5.5 x -- x --	100	10.34	1.12	<b>\$626</b>
---------	---------------	-----	-------	------	--------------

For use with monitors weighing 10 to 30 lbs. Adjustable counterbalance provides free floating fingertip control. Maximum of 26.7" extension from rear of desk to back of monitor; folds to 4.5". Monitor can rotate 180° for portrait or landscape viewing with -90° to 45° tilt adjustment. Integral monitor weight adjustment gauge. Aluminum die cast construction. VESA plate edge clamp and grommet mount included. Silver finish. Some assembly required. Supports 20 lb. load capacity. No maximum monitor width. • Also available in **Black finish** #M7755MDB or **White finish** #M7755MDW.

M7760DSS	26 x -- x --	92.5	14.75	1.3	<b>\$812</b>
----------	--------------	------	-------	-----	--------------

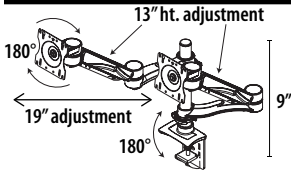
For use with monitors weighing 6 to 28 lbs. total and maximum width of 24" diagonal. Adjustable counterbalance provides free floating fingertip control. Maximum of 30.8" extension from rear of desk to back of monitor; folds to 8.4". Monitor can rotate 180° for portrait or landscape viewing with -90° to 45° tilt adjustment. Integral monitor weight adjustment gauge. Aluminum die cast construction. VESA plate edge clamp and grommet mount included. Silver finish. Some assembly required. Supports 20 lb. load capacity. No maximum monitor width.

- Also available in **Black finish** #M7760DSB or **White finish** #M7760DSW.

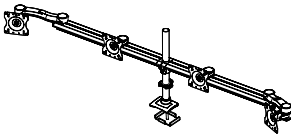
MON2SDE	-- x -- x --	100	10.70	1.20	<b>\$712</b>
---------	--------------	-----	-------	------	--------------

For dual monitor applications. Double extension arms allow 19" of horizontal back and forth movement. Easy to use Allen wrench allows user to adjust the counterbalance mechanism for easy movement of the monitor. Displays are able to tilt 180°, swing 180° side-to-side and rotate from landscape to portrait. Minor assembly required. Supports 20 lb. load capacity. 32" maximum monitor width.

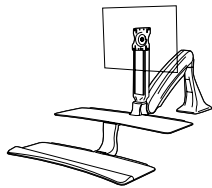
**MONITOR ARMS**



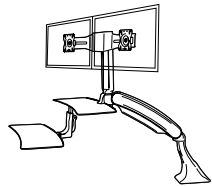
**Dual Screen Double Extension Arm with Height Adjustment**



**Parabolic Quad Screen Beam Mount**



**Single Screen Sit-Stand Workstation with Keyboard Tray and Shelf**



**Dual Screen Sit-Stand Workstation with Keyboard Tray and Shelf**

MODEL#	DIMENSIONS D x W x H	FREIGHT CLASS	WT./LBS.	CUBIC FT.	LIST PRICE
MON2SDEH	-- x -- x --	150	6	1.20	<b>\$936</b>

For dual monitor applications. Counterbalanced arms provide an additional 13" of height adjustment. Double extension arms allow 19" of horizontal back and forth movement. Easy to use Allen wrench allows user to adjust the counterbalance mechanism for easy movement of the monitor. Displays are able to tilt 180°, swing 180° side-to-side and rotate from landscape to portrait. Cable manager comes on extension arm and hides all cables. Minor assembly required. Supports 20 lb. load capacity. 35" maximum monitor width.

MONQSBM	-- x -- x --	65	18.30	.70	<b>\$1225</b>
---------	--------------	----	-------	-----	---------------

Supports four monitors. Two outside single extension arms tilt 180° and swing 180° side-to-side. All displays can be rotated from landscape to portrait. Beam is 63.9"w. Minor assembly required. Supports 20 lb. load capacity. 21" maximum monitor width. Bracket for grommet mount only included.

M6011WS	28 x -- x --	125	36	4.8	<b>\$2491</b>
---------	--------------	-----	----	-----	---------------

Desktop edge (rear, side or corner) or grommet mount on 24" or 30" deep worksurfaces. Transition between seated and standing positions, HFES compliant. Over 22" of gas assisted height adjustment plus independent height adjustable mechanism for the keyboard tray. Additional 9.5" of independent counterbalance height adjustment for the monitor. 45° of tilt and 90° of portrait to landscape rotation. Monitor weight limit from 5 to 25 lbs. Silver/Grey (SG) finish. Assembly required.

- Also available in **Black/Black (B/B) finish** #M6011WSBB or **White/Grey (WG) finish** #M6011WSWG.

M6021WS	28 x -- x --	100	42	4.8	<b>\$2759</b>
---------	--------------	-----	----	-----	---------------

Desktop edge (rear, side or corner) or grommet mount on 24" or 30" deep worksurfaces. Transition between seated and standing positions, HFES compliant. Over 22" of gas assisted height adjustment plus independent height adjustable mechanism for the keyboard tray. Additional 9.5" of independent counterbalance height adjustment for the monitor. 45° of tilt and 90° of portrait to landscape rotation. Accommodates most 24" monitors weighing up to 8 lbs. each and offers independent screen adjustments. Silver/Grey (SG) finish. Assembly required.

- Also available in **Black/Black (B/B) finish** #M6021WSBB or **White/Grey (WG) finish** #M6021WSWG.

**Required Specifications**  
Finish (MONQSBM only)

KEYBOARD TRAYS



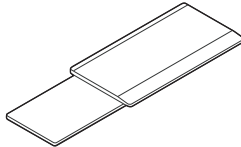
**OBUSforme® Tray**

MODEL# DIMENSIONS FREIGHT CLASS WT./LBS. CUBIC FT. LIST PRICE

	D x W x H				
POBUSTRAY	26.5 x 15.75 x 3	70	7.20	.43	<b>\$227</b>

Floating Mouse Tray slides over numeric keys and can be easily positioned to the left or right of keyboard. Height Adjustable Palm Rest can easily be positioned on left or right side of tray to accommodate mouse position, also can be removed by the user. Includes anti-slip strips. ABS construction. Compatible with all Global keyboard mechanisms.

- **Specify mechanism separately (see next page)**

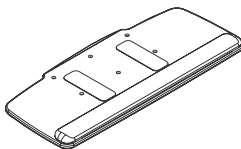


**Tray with Sliding Mouse Support**

KT01	10.5 x 21.3 x 2	70	7	.40	<b>\$207</b>
------	-----------------	----	---	-----	--------------

Mouse surface slides below support for left or right mouse positioning. Keyboard surface is 21" w x 11" d. Mouse surface extends 9" beyond the side of the tray. Compatible with all Global keyboard mechanisms.

- **Specify mechanism separately (see next page)**

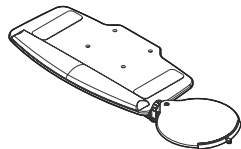


**27" HDPE Tray**

KT27M02	11.5 x 27.5 x 1	70	6	.40	<b>\$267</b>
---------	-----------------	----	---	-----	--------------

Allows mouse to be easily positioned at the same height as, and to the left or right of, the keyboard. Palm rest is easily removable. Includes Mouse Fence with Cable Manager to secure the mouse when the tray is tilted. Includes anti-slip strips. High Density Polyethylene (HDPE) construction. Compatible with all Global keyboard mechanisms.

- **Specify mechanism separately (see next page)**

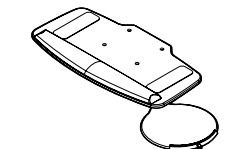


**Tray with Height Adjustable Mouse Support - Black**

KTMT03	11.5 x 23 x 2.8	100	5.80	.60	<b>\$288</b>
--------	-----------------	-----	------	-----	--------------

Low profile tray with highly adjustable Mouse Support that allows the user to position the mouse surface according to their needs and preferences. Mouse support features include: height adjustment, swivel and tilt. User can easily mount on left or right side of keyboard tray, easily swivel and adjust the height position to maintain neutral postures, and independently adjust the mouse surface tilt so mouse stays on the support when the keyboard tray is tilted. Compatible with all Global keyboard mechanisms. Palm rest is easily removable. Includes Mouse Fence with Cable Manager and anti-slip strips. Keyboard tray is 20.5" w x 11" d and mouse support is 11" in diameter.

- **Specify mechanism separately (see next page)**



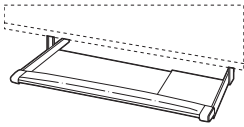
**Tray with Swivel Mouse Support - Warm White**

KTMT03-W	11.5 x 23 x 2.8	100	5.80	.60	<b>\$390</b>
----------	-----------------	-----	------	-----	--------------

Low profile tray with swivel mouse support. User can easily mount on left or right side of keyboard tray. Compatible with all Global keyboard mechanisms. Palm rest is easily removable. Includes mouse fence with cable manager and anti-slip strips. Keyboard tray is 23"W x 11.5"D and mouse support is 11" in diameter.

- **Specify mechanism separately (see next page)**

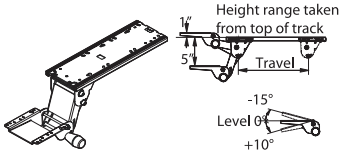
## KEYBOARD TRAYS / MECHANISMS



### Retractable Keyboard

MODEL#	DIMENSIONS D x W x H	FREIGHT CLASS	WT/LBS.	CUBIC FT.	LIST PRICE
PKBT-27	17.5 x 28.75 x 4.75	65	10.50	.40	<b>\$252</b>
PKBT-27A	17.5 x 28.75 x 4.75	125	11	1.45	<b>\$255</b>

PKBT-27 - Retractable Keyboard. PKBT-27A - Retractable Keyboard - Assembled

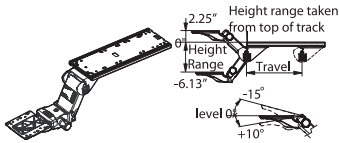


### Soft Touch Keyboard Support Mechanism

KSM01-21	23.8 x 9 x 4.3	85	9.20	.70	<b>\$205</b>
KSM01-18	19.7 x 7.4 x 3.6	85	7.60	.60	<b>\$205</b>
KSM01-12	13 x 5 x 2.4	85	5.10	.40	<b>\$205</b>

Soft Touch Knob for simultaneous height and tilt adjustment. Spring-assist mechanism. Optional positive tilt lockout available. Add “-L” to end of model number. Compatible with all Global keyboard mechanisms. Good for single users who do not adjust their keyboard often.

- KSM01-21 requires 21.75” of depth clearance under the surface for installation.
- KSM01-18 requires 18” of depth clearance under the surface for installation.
- KSM01-12 requires 12” of depth clearance under the surface for installation.
- **Specify keyboard tray separately (see previous page)**

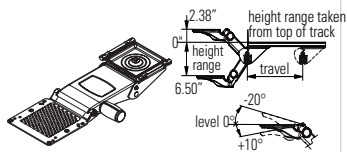


### Lift-N-Lock Keyboard Support Mechanism

KSM02-21	23.8 x 9 x 9.7	85	9.70	.70	<b>\$270</b>
KSM02-18	19.7 x 7.4 x 8.2	85	8	.60	<b>\$270</b>
KSM02-12	13 x 5 x 5.4	85	5.40	.40	<b>\$270</b>

Knobless height adjustment and independent tilt adjustment. Locks automatically into position with release of tray. Positive tilt lockout available. Compatible with all Global keyboard mechanisms. Good for single users who frequently change positions and for multiple users.

- KSM02-21 requires 21.75” of depth clearance under the surface for installation.
- KSM02-18 requires 18” of depth clearance under the surface for installation.
- KSM02-12 requires 12” of depth clearance under the surface for installation.
- **Specify keyboard tray separately (see previous page)**



### Slim Fit Keyboard Support Mechanism

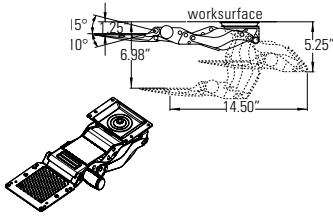
Black:					
KSFK-21	17.5 x 7.5 x 4.75	70	9	.60	<b>\$270</b>
KSFK-18	17.5 x 7.5 x 4.75	70	8.30	.50	<b>\$270</b>
KSFK-12	17.5 x 7.5 x 4.75	85	7.30	.50	<b>\$270</b>

Warm White:					
KSFK-21-W	17.5 x 7.5 x 4.75	85	9	0.7	<b>\$321</b>

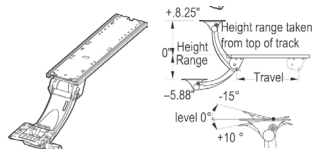
Super slim profile accommodates leg clearance requirements of more users. Knobless height adjustment and independent tilt adjustment. Positive tilt lockout available. Height and depth indicators together in dashboard. Compatible with all Global keyboard mechanisms. Good for single users who frequently change positions and for multiple users. Swivels 360°.

- KSFK-21 requires 21.75” of depth clearance under the surface for installation.
- KSFK-18 requires 18” of depth clearance under the surface for installation.
- KSFK-12 requires 12” of depth clearance under the surface for installation.
- **Specify keyboard tray separately (see previous page)**

**KEYBOARD MECHANISMS**



**Trackless Keyboard Support Mechanism**



**Lift-N-Lock Sit-Stand Mechanism**

**MODEL# DIMENSIONS FREIGHT CLASS WT./LBS. CUBIC FT. LIST PRICE**

**D x W x H**

Black:  

KSTRKLS-B	14.5 x 7.5 x 5.25	70	6	0.3	<b>\$379</b>
-----------	-------------------	----	---	-----	--------------

Super slim profile trackless keyboard mechanism designed to fit worksurfaces such as height adjustable tables and benching systems, where space is limited and conventional track mounted keyboard mechanisms will not fit. Knobless height adjustment and independent tilt adjustment. Positive tilt lockout available by special order with extended lead time. Compatible with all Global keyboard trays.

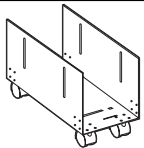
- **Specify keyboard tray separately (see previous page)**

KSM03-21	23.8 x 9 x 9.7	85	11.80	.90	<b>\$434</b>
KSM03-18	19.7 x 7.4 x 8	85	9.70	.70	<b>\$434</b>
KSM03-12	13 x 5 x 5.3	85	6.50	.50	<b>\$434</b>

Ergonomic support for both seated and standing positions. Curved neck allows user closer access to the desk. Positive tilt lockout available. Compatible with all Global keyboard mechanisms. Recommended for single users who alternate between sitting and standing.

- KSM03-21 requires 21.75" of depth clearance under the surface for installation.
- KSM03-18 requires 18" of depth clearance under the surface for installation.
- KSM03-12 requires 12" of depth clearance under the surface for installation.
- **Specify keyboard tray separately (see previous page)**

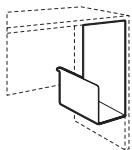
**CPU HOLDERS**



**CPU Holder on Casters**

PCPU-HC	15 x 5 x 10.37	70	8	.45	<b>\$145</b>
---------	----------------	----	---	-----	--------------

Adjusts 5" - 9" in width. Front locking casters. Assembly hardware included. Height without CPU is 10.4". Depth without CPU is 15". Black only.



**Power Park CPU Holder**

PCPU-HO	15 x 5-11 x 18	92.5	11.50	1.06	<b>\$127</b>
---------	----------------	------	-------	------	--------------

Desk mounted CPU Holder. Adjusts 5" - 11" in width. Mounting hardware included. Height without CPU is 18". Depth without CPU is 15". Black only.

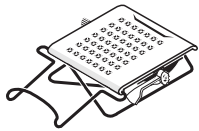


**CPU Holder on Glide Track**

PCPU-GT	-- x -- x --	100	12.60	1.40	<b>\$309</b>
---------	--------------	-----	-------	------	--------------

Accepts tower CPUs with widths from 3.5" to 9.3" and heights from 12.5" to 22.5". 17" glide track and 360° swivel for easy access to rear of CPU. Steel and engineered resin construction.

## LAPTOP STANDS



**OBUSforme® Laptop Stand**

MODEL#	DIMENSIONS D x W x H	FREIGHT CLASS	WT/LBS.	CUBIC FT.	LIST PRICE
POBSMONST	20.5 x 18 x 2.25-5.88	65	11.40	.44	<b>\$274</b>

Supports laptops or monitors. Height adjustable from 2.3" to 5.4". Platform is 14"w x 16.3"d. Removable inline document holder supports letter or legal size documents.



**Laptop Stand**

PLTS125	13 x 10 x 3.5	70	1.80	.10	<b>\$144</b>
---------	---------------	----	------	-----	--------------

5 angle adjustments. 4 Port USB hub. Plug-and-play installation. No drivers required. Easy to store and pack for travel. Fits into most computer bags. Two tone Black/Grey only.

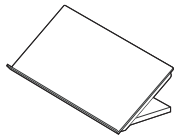


**Laptop Desk**

PNT30	15.25 x 26 x 24-29	92.5	17	1.60	<b>\$343</b>
-------	--------------------	------	----	------	--------------

Height adjustable from 24" to 29". Surface is angle adjustable with a palm rest. Can be used for keyboards. Locking casters and leveling glides. Top is 24"w x 13.5"d. Top surface is available in Granite (GPT) only. Black frame only.

## DOCUMENT HOLDERS



**Desktop Document Holder**

PDHC200	8 x 16 x 10	85	4.30	.30	<b>\$144</b>
---------	-------------	----	------	-----	--------------

Heavy duty steel document holder. Magnetic line guide. Angle adjustable. Black (BLK) only.




**In Line Document Holder**

PMAILDH	-- x -- x --	70	.20	.30	<b>\$146</b>
---------	--------------	----	-----	-----	--------------

Supports letter or legal size documents. Use with Monitor Arms. **Available in Black (BLK) or Silver (SIL).**

## RESTS



**OBUSforme® Footrest**

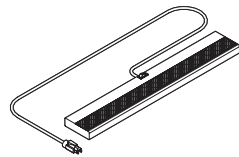
POBUSFOTR	14 x 18 x --	300	7	4.90	<b>\$189</b>
-----------	--------------	-----	---	------	--------------

3 adjustable positions, 5° to 15°. Sturdy support, non-skid surface. Two tone Black/Grey only.

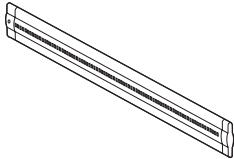
### Required Specifications

Finish (PMAILDH only)

LIGHTING



Task Light



LED Task Light

MODEL# DIMENSIONS FREIGHT CLASS WT/LBS. CUBIC FT. LIST PRICE

D x W x H

PVET5L48	4.25 x 48 x 1.25	65	8	.28	<b>\$186</b>
PVET5L36	4.25 x 36 x 1.25	65	6	.21	<b>\$168</b>
PVET5L24	4.25 x 24 x 1.25	65	4	.15	<b>\$155</b>
PVET5L18	4.25 x 19.5 x 1.25	65	3	.12	<b>\$149</b>

T5 rapid start fluorescent lamp provides energy-efficient illumination. Slim low profile metal chassis. Electronic ballast. Prismatic acrylic lens included. Attaches to wood or metal units. Specify 6" shorter than storage unit width.

PLED30	1.5 x 15.5 x .5	150	2	.50	<b>\$380</b>
PLED50	1.5 x 23.5 x .5	150	2	.50	<b>\$437</b>
PLED100	1.5 x 43.5 x .5	125	3	.50	<b>\$507</b>

Energy efficient LED. Ultra slim design. Suitable for hanging under Hutch or Wallhung units. 6' power cord.

POWER / DATA



Cable Snake



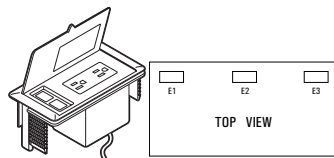
Cable Snake Extension

PCSN01	-- x -- x --	92.5	2.10	.20	<b>\$102</b>
--------	--------------	------	------	-----	--------------

Flexible cable management. Provides access to power/data from floor to underside of worksurface where it attaches. Two pathways within Cable Snake. Length under desk is 31.25". Silver (SIL) plastic only.

PCSN01E	- x - x -	92.5	2.1	0.2	<b>\$81</b>
---------	-----------	------	-----	-----	-------------

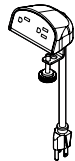
Extension kit to use with cable snake PCSN01. Additional 8 links extend cable snake up to 49" in length. Ideal for height adjustable tables. Silver plastic only.



Power/Data Block

PMSPDM	3.5 x 6.5 x 2.75	70	2	.10	<b>\$253</b>
--------	------------------	----	---	-----	--------------

Worksurface power and data module. Two power receptacles and two data receptacles. Specify position and add \$65.00 for cutout in worksurface. See diagram E1/E2/E3 for specification location. Black (BLK) only.

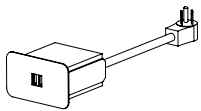


Mini Adapt Power Module

PEUTEM	3 x 3.8 x 2	70	1	.18	<b>\$169</b>
--------	-------------	----	---	-----	--------------

Two power receptacles. Attaches to edge of table or desk through grommet hole. 6' black cord. Black (BLK) only.

**POWER / DATA - COVE MINI**

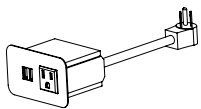


**Cove Mini - Charging USB**

MODEL#	DIMENSIONS D x W x H	FREIGHT CLASS	WT/LBS.	CUBIC FT.	LIST PRICE
COV-SM-U_-108	--	70	1.5	.25	<b>\$283</b>

Retrofits into any AG or POG grommet cutout (grommet cover must be removed). Includes two 2.1 AMP USB charging ports. Requires 2" clearance below the worksurface. 9' black cord.

- This unit utilizes the entire grommet, eliminating available wire pass thru
- Replace \_ with **B** for **Black**
- Replace \_ with **S** for **Silver**

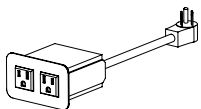


**Cove Mini - Power & Charging USB**

COV-SM-1U_-108	--	70	1.5	.25	<b>\$301</b>
----------------	----	----	-----	-----	--------------

Retrofits into any AG or POG grommet cutout (grommet cover must be removed). Includes one power outlet and one 2.1 AMP USB charging port. Requires 2" clearance below the worksurface. 9' black cord.

- This unit utilizes the entire grommet, eliminating available wire pass thru
- Replace \_ with **B** for **Black**
- Replace \_ with **S** for **Silver**



**Cove Mini - Power & Charging USB**

COV-SM-2_-108	--	70	1.5	.25	<b>\$186</b>
---------------	----	----	-----	-----	--------------

Retrofits into any AG or POG grommet cutout (grommet cover must be removed). Includes two power outlets. Requires 2" clearance below the worksurface. 9' black cord.

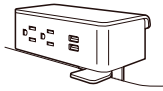
- This unit utilizes the entire grommet, eliminating available wire pass thru
- Replace \_ with **B** for **Black**
- Replace \_ with **S** for **Silver**

**Required Specifications**

Finish

POWER / DATA

MODEL# DIMENSIONS FREIGHT CLASS WT/LBS. CUBIC FT. LIST PRICE



Edge Mounted 2 Power/USB

	D x W x H				
PS305057	5.5 x 3.2 x 3	60	3.01	0.05	<b>\$289</b>
PS305002	5.5 x 3.2 x 3	60	3.01	0.05	<b>\$289</b>

Edge mounted power module with two power outlets and two 2.1 amp USB ports. Edge clamp accommodates worksurfaces 0.5" to 1.5" thick; fastened with thumb screws. 6' cord.

PS305057 - White module with Silver bracket.

PS305002 - Black module with Silver bracket




Under Mounted 2 Power/USB

PS305157	5.5 x 2.8 x 1.8	60	3.2	0.05	<b>\$250</b>
PS305102	5.5 x 2.8 x 1.8	60	3.2	0.05	<b>\$250</b>

Under mount power module with two power outlets and two 2.1 amp USB ports. Mountable under most worksurfaces. Installation template provided. 6' cord.

PS305157 - White module with Silver bracket

PS305102 - Black module with Silver bracket.



Power/Data Module

PEUTDM	3 x 3.75 x 2	92.5	2	.18	<b>\$143</b>
--------	--------------	------	---	-----	--------------

Spaces for two Data Plugs with Common Adaptors. Attaches to edge of table or desk through grommet hole. 6' black cord. Black (**BLK**) only.



Power/Data Module

PEUEDM	4 x 6.5 x 2.5	92.5	2	.18	<b>\$262</b>
--------	---------------	------	---	-----	--------------

Consisting of two electrical outlets, spaces for two data plugs with Adaptors, 6' power cord. Black (**BLK**) only.



Electrical/Communication Hub

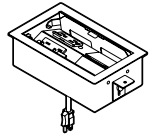
PLECHUB	4.25 x 4.25 x 4.75	100	2	.25	<b>\$614</b>
---------	--------------------	-----	---	-----	--------------

Circular component composed of two electrical outlets and two data outlets. Black (**BLK**) only.

Required Specifications

Finish

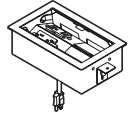
**POWER / DATA**



**Voice/Data Block**

MODEL#	DIMENSIONS D x W x H	FREIGHT CLASS	WT/LBS.	CUBIC FT.	LIST PRICE	HP ADD
PLRTM202B	11 x 6.8 x --	92.5	7	0.67	<b>\$463</b>	
PLRTM202T	11 x 6.8 x --	92.5	7	0.67	<b>\$463</b>	

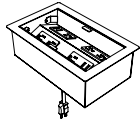
Power only included, specify telecom options separately. Includes four simplex outlets on top and one on bottom. 10' cord. Includes two telecom knockouts. Available in Black (**B**) and Tungsten (**T**) - indicated by last letter of model number. Surface access door. Cut-out option U1, U2 or U3 to be specified when ordering. Available on Zira Boardroom tables only.



**Power/USB Block**

PM202USBB	11.02 x 6.77 x --	92.5	7	0.67	<b>\$649</b>	
PM202USBT	11.02 x 6.77 x --	92.5	7	0.67	<b>\$649</b>	

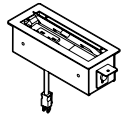
Conference table power module with recessed door. Includes two AC power simplex (two receptacles), one USB duplex (USB charging), two telecom knock outs and one simplex on the bottom and 10' power cord. Box available in Black (**B**) or Tungsten (**T**) as indicated by last character of model number. Duplexes finish White only. Cut-out option U1, U2 or U3 to be specified when ordering. Available on Zira Boardroom tables only.



**Power/USB Block**

PFPD400RB	11.02 x 6.77 x --	92.5	7	0.67	<b>\$663</b>	
PFPD400RT	11.02 x 6.77 x --	92.5	7	0.67	<b>\$663</b>	

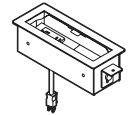
Conference table power module with recessed door. Includes two duplexes, two USB duplexes (USB charging), and one simplex on the bottom and 10' power cord. Box available in Black (**B**) or Tungsten (**T**) as indicated by last character of model number. Duplexes finish White only. Cut-out option U1, U2 or U3 to be specified when ordering. Available on Zira Boardroom tables only.



**Voice/Data Block**

PLRTM101B	11 x 4.3 x --	125	4.65	0.67	<b>\$399</b>	
PLRTM101T	11 x 4.3 x --	125	4.65	0.67	<b>\$399</b>	

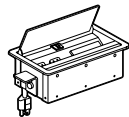
Power only included, specify telecom options separately. Includes two simplex outlets on top and one on bottom. 10' cord. Includes one telecom knockout. Available in Black (**B**) and Tungsten (**T**) - indicated by last letter of model number. Surface access door. Cut-out option K1, K2 or K3 to be specified when ordering. Available on Zira Boardroom tables only.



**Power/USB Block**

PM101USBB	11.02 x 4.33 x --	70	6	0.3	<b>\$491</b>	
PM101USBT	11.02 x 4.33 x --	70	6	0.3	<b>\$491</b>	

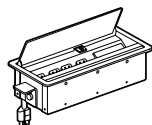
Conference table power module with recessed door. Includes one AC power simplex (one receptacle), one USB duplex (USB charging), one telecom knock out and one simplex on the bottom and 10' power cord. Box available in Black (**B**) or Tungsten (**T**) as indicated by last character of model number. Duplexes finish White only. Cut-out option K1, K2 or K3 to be specified when ordering. Available on Zira Boardroom tables only.



**Power/Data Block**

PLCTM101B	9 x 5.5 x -	70	6	0.3	<b>\$209</b>	
PLCTM101T	9 x 5.5 x -	70	6	0.33	<b>\$209</b>	

Power only included, specify telecom options separately, see above. Includes two simplex outlets on top and one on bottom. 10' cord. Includes one telecom knockout. Available in Black (**B**) and Tungsten (**T**) - indicated by last letter of model number. Surface access door. Cut-out option A1, A2 or A3 to be specified when ordering. Available on Zira Boardroom tables only.



**Power/Data Block**

PLCTM102B	12 x 5.5 x -	125	5	0.67	<b>\$301</b>	
PLCTM102T	12 x 5.5 x -	125	5	0.67	<b>\$301</b>	

Power only included, specify telecom options separately, see above. Includes four simplex outlets on top and one on bottom. 10' cord. Includes one telecom knockout. Available in Black (**B**) and Tungsten (**T**) - indicated by last letter of model number. Surface access door. Cut-out option J1, J2 or J3 to be specified when ordering. Available on Zira Boardroom tables only.

TELECOM PLATES

MODEL# DIMENSIONS FREIGHT CLASS WT/LBS. CUBIC FT. LIST PRICE

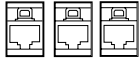
D x W x H



Telecom Plate - 2 x 6

PTELO1	- x - x -	70	0.01	0.05	<b>\$105</b>
--------	-----------	----	------	------	--------------

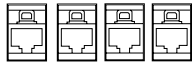
Includes 2 x RJ45 cat 6 data. Black telecom plate. To be hardwired by data contractor.



Telecom Plate - 3 x 6

PTELO2	- x - x -	70	0.01	0.05	<b>\$133</b>
--------	-----------	----	------	------	--------------

Includes 2 x RJ45 cat 6 data and 1 RJ11 cat phone. Black telecom plate. To be hardwired by data contractor.



Telecom Plate - 4 x 6

PTELO3	- x - x -	70	0.01	0.05	<b>\$204</b>
--------	-----------	----	------	------	--------------

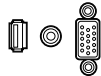
Includes 4 x RJ45 cat 6 data. Black telecom plate. To be hardwired by data contractor.



Telecom Plate - 3TSV

PTELO4	- x - x -	70	0.01	0.05	<b>\$182</b>
--------	-----------	----	------	------	--------------

Includes 1 x RJ45 cat 6 data, mini stereo and 15 pin HD VGA. Black telecom plate. To be hardwired by data contractor.



Telecom Plate - 3SVH

PTELO5	- x - x -	70	0.01	0.05	<b>\$249</b>
--------	-----------	----	------	------	--------------

Includes mini stereo, 15 pin HD VGA and HDMI. Black telecom plate.

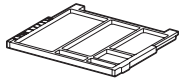
## OFFICE ACCESSORIES



**Wire Manager**



**Vertical Wire Manager**



**Pencil Drawer**



**Coat Tree**



**Coat Tree**

MODEL#	DIMENSIONS D x W x H	FREIGHT CLASS	WT/LBS.	CUBIC FT.	LIST PRICE
PEWM5.5	2 x 66 x 2	70	.60	.10	<b>\$142</b>
PEWM5	2 x 60 x 2	70	.60	.10	<b>\$119</b>
PEWM4.5	2 x 54 x 2	70	.50	.10	<b>\$106</b>
PEWM4	2 x 48 x 2	70	.50	.10	<b>\$96</b>
PEWM3.5	2 x 42 x 2	70	.40	.10	<b>\$83</b>
PEWM3	2 x 36 x 2	70	.40	.10	<b>\$73</b>
PEWM2.5	2 x 30 x 2	70	.30	.10	<b>\$60</b>
PEWM2	2 x 24 x 2	70	.30	.10	<b>\$50</b>
PEWM1.5	2 x 18 x 2	70	.20	.10	<b>\$37</b>
PEWM1	2 x 12 x 2	70	.20	.10	<b>\$27</b>

Plastic tray flexes to receive and hold electrical and data wires. Quickly attaches with two strips of double-sided tape. Black (**BLK**) only.

PEVWM	2 x 22 x 2	70	.30	.10	<b>\$51</b>
-------	------------	----	-----	-----	-------------

From underside of worksurface to bottom panel. Capable of holding electrical and data wires in a vertical position. Black (**BLK**) only. Attaches with two strips of double-sided tape.

PEEPD	18 x 22.5 x 1.5	250	2	.70	<b>\$133</b>
-------	-----------------	-----	---	-----	--------------

Provides storage for writing instruments and small items at the worksurface. Attaches to the underside of the worksurface with included drawer slides. Black ABS plastic.

PCOS2	25 x 25 x 60	300	8	4.67	<b>\$355</b>
PCOS3	25 x 25 x 60	300	8	4.67	<b>\$355</b>

Square tube metal frame, complete with four Chrome double hooks. Adjustable glides. 60" high. Ships UPS.

- 3 per carton
- PCOS2 is finished in Black. PCOS3 is finished in Chrome.

PCT	25 x 25 x 65	250	6	3	<b>\$455</b>
-----	--------------	-----	---	---	--------------

Square tube. Complete with four satin brass double hooks. 65" high. Available in the following finishes: Cherry (ACM), Honey (AHM), Maple (AVM), Black (BKM), English Oak (EOM), Mahogany (TMM), Fruitwood (TFM) and Walnut (TWM). Ships UPS.

- 1 per carton

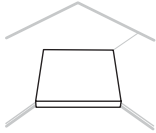
### Required Specifications

Finish (PCT only)

OFFICE ACCESSORIES



Whiteboard Easel



Corner Keyboard Plate

MODEL# DIMENSIONS FREIGHT CLASS WT/LBS. CUBIC FT. LIST PRICE

D x W x H

PEESL36	25 x 36 x 65.5	92.5	60	5.40	<b>\$965</b>
PEESL29	25 x 29 x 65.5	100	53	5.40	<b>\$738</b>

Double-sided whiteboard for use with any dry erase markers. Two Black (BLK) epoxy-coated 18 gauge steel A-Frame legs with locking casters. PVC tray holds markers and erasers. Also suitable for use as a presentation screen or privacy panel.

PEEOCKS	18 x 18 x 1.12	70	6	.30	<b>\$87</b>
---------	----------------	----	---	-----	-------------

Converts two 1" thick worksurfaces at 90° into a keyboard support corner. Finished in Black (BLK) and Tungsten 2 (TU2) epoxy coating.

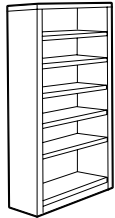
DENVER BOOKCASES

BOOKCASE NOTES

- Available to either match or coordinate with most Global laminate desk series.

AWC	Avant Cherry	AWH	Avant Honey	BLK	Black	DES	Dark Espresso
GRY	Grey	QTM	Quartered Mahogany	TFW	Tiger Fruitwood	TMP	Tiger Maple
TWL	Tiger Walnut	WCR	Winter Cherry				

- Sturdy 36" wide construction.
- All units include fixed and adjustable shelves.
- Standard with Black finish back panel.

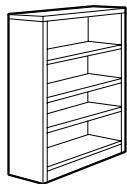


Denver Bookcase - 72" high

ZBC72	12 x 36 x 72	60	101	2.75	<b>\$486</b>
-------	--------------	----	-----	------	--------------

One fixed heavy duty shelf and four adjustable shelves. Shipped RTA (ready to assemble).

- All Denver Bookcases are standard with Black finish back panel.

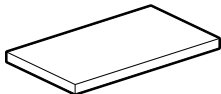


Denver Bookcase - 48" high

ZBC48	12 x 36 x 48	60	71	1.86	<b>\$376</b>
-------	--------------	----	----	------	--------------

Three adjustable shelves. Shipped RTA (ready to assemble).

- All Denver bookcases are standard with Black finish back panel.



Bookcase Shelf

ZESH	12 x 34 x 1	60	10	.30	<b>\$102</b>
------	-------------	----	----	-----	--------------

Extra shelf for bookcases. 1" thick.

Required Specifications

Finish

## BOARDROOM ACCESSORIES

### MODEL#

### DIMENSIONS

### FREIGHT CLASS

### WT/LBS.

### CUBIC FT.

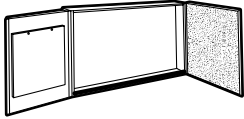
### LIST PRICE

D x W x H

### CONFERENCE CABINET NOTES

- Visual boards feature a self edge all around.
- Available finishes:

ACJ	Absolute Acajou	ASN	Asian Night	AWC	Avant Cherry	AWH	Avant Honey
BLK	Black	BRC	Brushed Cobalt	DES	Dark Espresso	DWT	Designer White
HGT	Hayden Grey	QTM	Quartered Mahogany	SKC	Shaker Cherry	SOG	Storm Grey
TFW	Tiger Fruitwood	TMP	Tiger Maple	TWL	Tiger Walnut	WHC	White Chocolate
WGY	Willow Grey	WCR	Winter Cherry				

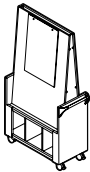


**Visual Board**

GVB4848	4 x 48 x 48	85	122	9.25	<b>\$1200</b>
AVB4848	4 x 48 x 48	70	135	9	<b>\$1203</b>

Includes white board and two side opening doors containing cork board on right door and 50-sheet paper writing pad on left door. Marker board can be used for projection. Set of 4 dry markers and eraser included.

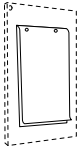
- **NOTE:** Care should be taken to mount the units. Units should be mounted to wall studs using correct fasteners. Failure to do so may result in collapse of the unit and subsequent personal injury. **Mounting hardware not included.** Mounting hardware used should be based on wall material. Consult an installation professional for proper wall mounting.



**Visual Board**

Z361872VB	36 x 18 x 72	250	187	38.50	<b>\$2094</b>
-----------	--------------	-----	-----	-------	---------------

Angled visual board with paper pad on one side and dry erase board on the opposite side. Unique push handles are standard. Locking casters included. Decorative aluminum trim is standard on the lip of each shelf. Height aligns with 36" buffets. Shipped RTA (ready to assemble).

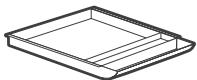


**Flip Chart Pad**

FC	30 x 20 x 30	92.5	20	2	<b>\$277</b>
----	--------------	------	----	---	--------------

Additional flip chart paper for double door visual boards. 50 sheets per book. Five pads per package. Price is per package.

## PENCIL DRAWERS



**Pencil Drawer**

W1624PDR	16 x 24 x 2.25	92.5	5	.50	<b>\$256</b>
W1518PDR	18 x 15 x 2.25	92.5	4	.40	<b>\$192</b>

Black ABS plastic. Provides space for writing instruments and small items at the workspace. Attaches to underside of any 24"D and 30"D worksurface with included roller slides. Shipped RTA (ready to assemble).

- May be used with all casegoods.

### Required Specifications

Finish (Visual Board)

CENTER DRAWERS

MODEL#

DIMENSIONS

FREIGHT CLASS

WT/LBS.

CUBIC FT.

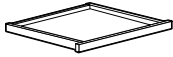
LIST PRICE

D x W x H

**CENTER DRAWER NOTES**

• Center drawers must be dealer or end user installed. Drawers do not fill entire center space opening. Approximate kneespace widths are:

30" x 60" DP	25½"	30" x 66" DP	31½"
30" x 72" DP	37½"	30" x 66"/20" x 40" L	22½"
30" x 66"/24" x 48" L	24½"	36" x 72"/24" x 48" L	30½"



**Center Drawer**

CD20	18 x 20 x 3	100	8	1	<b>\$150</b>
------	-------------	-----	---	---	--------------

Laminate drawer front is attached to a 4-sided frame. Recommended for use on small L-shaped units, and on 30" x 60" and 30" x 66" desks. Specify finish from list available in each series.

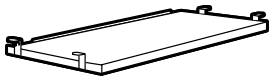


**Center Drawer**

CD28	18 x 28 x 23	150	5	1	<b>\$197</b>
------	--------------	-----	---	---	--------------

Laminate drawer front is attached to a 4-sided frame. Recommended for use on 36" x 72" desks. Specify finish from list available in each series.

**KEYBOARD DRAWERS**

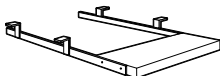


**Keyboard Shelf**

KS20	11 x 20 x 3.5	92.5	10	1	<b>\$187</b>
------	---------------	------	----	---	--------------

Pull-out laminate shelf. Specify finish from list available in each series.

• **Not available** on StreamLINE or Adaptabilities Series - see page 41 for comparable Adaptabilities option.



**Keyboard Drawer**

MPOKL	11 x 24 x 21	92.5	10	1	<b>\$192</b>
-------	--------------	------	----	---	--------------

Pull-out laminate drawer. Specify finish from list available in each series.

• **Not available** on StreamLINE or Adaptabilities Series - see page 41 for comparable Adaptabilities option.



**Softouch™ Keyboard Drawer with Palm Rest**

MPOKST2	11 x 24 x 21	92.5	10	1	<b>\$299</b>
---------	--------------	------	----	---	--------------

Pull-out keyboard. Recessed tray with palm rest. Recessed keyboard area is 9" d x 21¼" w x 1¼" h. **Black only.**

• **Not available** on StreamLINE Series

**ACCESSORIES**



**Wire Manager Grommet**

AG1	1.875 d x 3.25 w	100	--	--	<b>\$65</b>
AG2					
AG3					

Rectangular **black** surface mount that can be factory installed in any worksurface. Indicate position - left (**AG1**), center (**AG2**) or right (**AG3**). **See individual Series Notes for further details.** To order a grommet cover only, please specify **GEN160-UN** - \$16 list each.



**L Bracket**

MLB90	--	70	1	.01	<b>\$39</b>
-------	----	----	---	-----	-------------

Used to attach worksurfaces to end panels.



**Flat Bracket**

M393	--	70	1	.01	<b>\$36</b>
------	----	----	---	-----	-------------

Used as a mending plate to give additional worksurface support.

**Required Specifications**

Finish (Drawers)