



This innovative boardroom table opens from a traditional meeting shape to a V-shaped configuration for training and presentation functions. Electrical and data outlets can be specified in the worksurfaces to support computers and projectors. In the closed position, the mobile side table provides extra seating.

Large or Small Meetings

Side table inserts to provide additional space for large meeting groups. Remove the side table and close the table for smaller meetings.

Teleconferencing and Training

Open "V" configuration permits each participant to be viewed by the camera during a teleconference. For training uses, the open "V" provides a clear view for both the trainee and instructor.


Technological Support

A worksurface electrical/telecommunications hub provides optional power and network capability.




Features and Benefits


- Arrange in an "open V" to use the side table as a serving cart.
- Power Blocks provide one electrical duplex and two data receptacles (RJ45) at the worksurface
- Grommet permits access through worksurface to wire management channels and into drum base
- Electrical/Communication Hub provides two electrical and two data (RJ45) receptacles at the worksurface.
- Hub Grommet permits access from worksurface through drum to floor electrical and data receptacles



Electrical/Communication Hub



Hub Grommet



Optional Power Module

GENERAL INFORMATION

- Nutcracker Boardroom Tables are versatile and exciting tables that may be arranged in a variety of ways.
- Choose a “traditional” boardroom scenario when arranging as closed. The trapezoid table is perfect for use as a serving cart.
- Arrange in an “open V” to use the side table as a serving cart.
- Arrange in a closed fan shape for presentations/training to allow for maximum viewing during a teleconference. A “closed V” also allows for extra seating.
- Global laminate and seating products are in compliance with stringent emission guidelines set out by the Greenguard Environmental Institute under the standards for low emitting products and materials. www.greenguard.org
- **Level 2 Certified**



1. Closed with side table



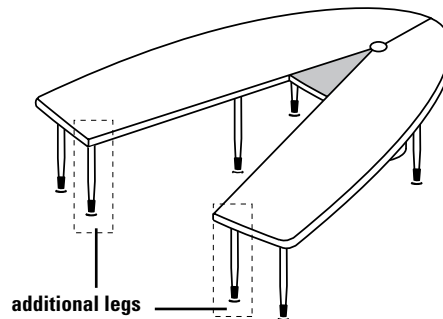
2. Open V-Shape with side table



3. Closed Fan Shape with side table

1. Choose a “traditional” boardroom scenario when arranging as closed. The trapezoid table is perfect for use as a serving cart.
2. Arrange in an “open V” to use the side table as a serving cart.
3. Arrange in a closed fan shape for presentations/training to allow for maximum viewing during a teleconference. A “closed V” also allows for extra seating, with side table.

- Additional legs are required in all table arrangements for extra support (correct quantity of legs are included in the layouts listed on the following pages). For quick and easy removal of legs, it is recommended to order a set of thumbscrews.



1. SPECIFY MODEL NUMBER

2. SPECIFY FINISH

Laminate Finishes - Main Tops (LWING_L & LWING_R), Accessory Tops (LTRAP_, LPIE_):

Laminate Finishes:

ACJ	Absolute Acajou	HGT	Hayden Grey
ASN	Asian Night	QTM	Quartered Mahogany
AWC	Avant Cherry	SKC	Shaker Cherry
AWH	Avant Honey	SOG	Storm Grey
BLK	Black	TFW	Tiger Fruitwood
BRC	Brushed Cobalt	TMP	Tiger Maple
CMB	Clear Maple	TWL	Tiger Walnut
DES	Dark Espresso	WHE	Walnut Heights
DWT	Designer White	WHC	White Chocolate*
GRY	Grey	WCR	Winter Cherry
		WGY	Willow Grey

* textured, HP non-textured, top only

Drum Base (LDRUM):

SOG	Storm Grey
BLK	Black

Donut (LDONUT):

BLK	Black
-----	-------

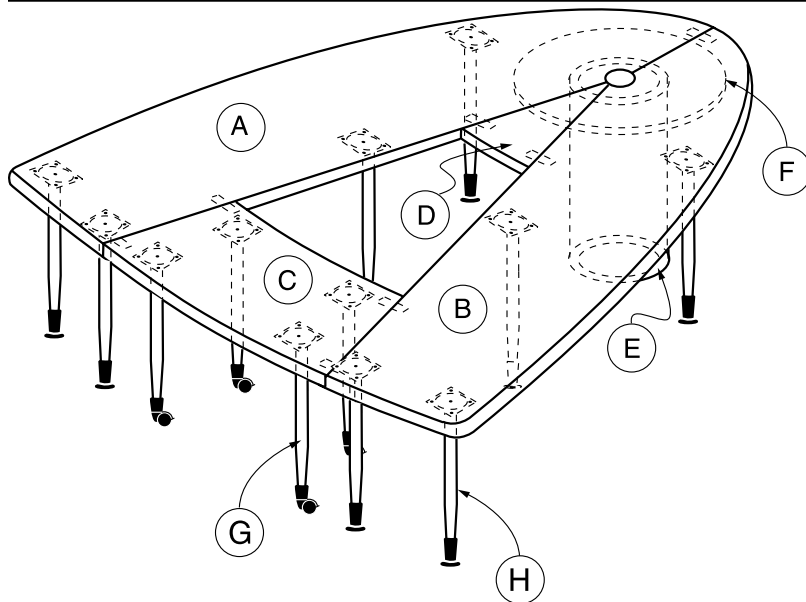
Edging:

BK	Black
TS	Storm Grey

Legs:

SOG	Storm Grey
BLK	Black
TUN	Tungsten (available with 10% upcharge)

COMPONENTS OF THE 8 FOOT NUTCRACKER BOARDROOM TABLE



Main Tops:
A - LWING8L - Main Top - Left - 8 ft.
B - LWING8R - Main Top - Right - 8 ft.

Accessory Tops:
C - LTRAP8 - Trapezoid Table Top - 8 ft.
D - LPIE810 - Pie Top - 8 ft/10 ft

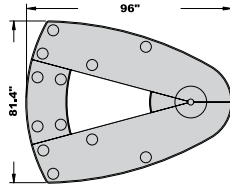
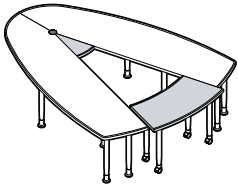
Drum Base:
E - LDRUM - Drum Base w/Hardware

Donut:
F - LDONUT - Donut

Legs:
G - LCL294 - Leg with Lockable Caster (qty of 4)
H - LLL291 - Leg with Leveller (qty of 8)

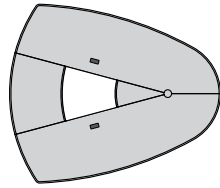
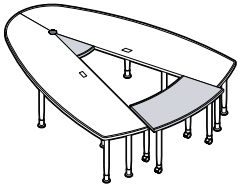
N NUTCRACKER - LAYOUTS

8' Nutcracker Table



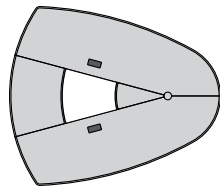
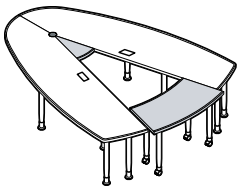
Qty	Description	Model Number	Dimensions	Freight Class	Wt./lbs.	Cubic Ft.	List Price
1	Main Top - Right	LWING8-R	28 x 96 x 1.13	85	82.70	6.30	\$625
1	Main Top - Left	LWING8-L	28 x 96 x 1.13	85	82.70	6.30	\$625
1	Trapezoid Top	LTRAP8	25.5 x 37.2 x 1.13	70	29	1.80	\$323
1	Pie Top	LPIE810	12 x 22.5 x 1.13	92.5	9	.90	\$102
1	Drum Base (hardware included)	LDRUM	18.75 x 18.75 x 27.25	150	31.40	6.10	\$897
1	Donut Spacer (between drum base and top. Black only)	LDONUT	40 x 40 x .69	100	30.50	3.80	\$278
8	Leg w/leveler. Sold singly.	LLL291	5.25 x 5.25 x 28	100	4.80	.52	\$119 x 8
1	Leg w/lockable caster. Sold in quantity of 4.	LCL294	5.25 x 5.25 x 28	100	18.40	2.10	\$462
SAMPLE LAYOUT TOTAL							\$4017

8' Nutcracker Table w/Grommets & Electrical/Communication Hub



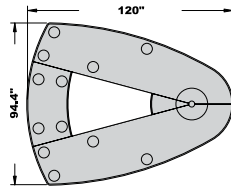

Qty	Description	Model Number	Dimensions	Freight Class	Wt./lbs.	Cubic Ft.	List Price
1	Main Top w/Grommet - Right	LWING8-RG	28 x 96 x 1.13	85	82.70	6.30	\$665
1	Main Top w/Grommet - Left	LWING8-LG	28 x 96 x 1.13	85	82.70	6.30	\$665
1	Trapezoid Top	LTRAP8	25.5 x 37.2 x 1.13	70	29	1.80	\$323
1	Pie Top	LPIE810	12 x 22.5 x 1.13	92.5	9	.90	\$102
1	Drum Base (hardware included)	LDRUM	18.75 x 18.75 x 27.25	150	31.40	6.10	\$897
1	Donut Spacer (between drum base and top. Black only)	LDONUT	40 x 40 x .69	100	30.50	3.80	\$278
8	Leg w/leveler. Sold singly.	LLL291	5.25 x 5.25 x 28	100	4.80	.52	\$119 x 8
1	Leg w/lockable caster. Sold in quantity of 4.	LCL294	5.25 x 5.25 x 28	100	18.40	2.10	\$462
1	Electrical/Communication Hub	PLECHUB	4.25 x 4.25 x 4.75	100	2	.25	\$614
SAMPLE LAYOUT TOTAL							\$4672

8' Nutcracker Table w/Power Blocks & Electrical/Communication Hub



Qty	Description	Model Number	Dimensions	Freight Class	Wt./lbs.	Cubic Ft.	List Price
1	Main Top for Power Block - Right	LWING8-RE	28 x 96 x 1.13	85	82.70	6.30	\$665
1	Main Top for Power Block - Left	LWING8-LE	28 x 96 x 1.13	85	82.70	6.30	\$665
1	Trapezoid Top	LTRAP8	25.5 x 37.2 x 1.13	70	29	1.80	\$323
1	Pie Top	LPIE810	12 x 22.5 x 1.13	92.5	9	.90	\$102
1	Drum Base (hardware included)	LDRUM	18.75 x 18.75 x 27.25	150	31.40	6.10	\$897
1	Donut Spacer (between drum base and top. Black only)	LDONUT	40 x 40 x .69	100	30.50	3.80	\$278
8	Leg w/leveler. Sold singly.	LLL291	5.25 x 5.25 x 28	100	4.80	.52	\$119 x 8
1	Leg w/lockable caster. Sold in quantity of 4.	LCL294	5.25 x 5.25 x 28	100	18.40	2.10	\$462
1	Electrical/Communication Hub	PLECHUB	4.25 x 4.25 x 4.75	100	2	.25	\$614
2	Worksurface Power Block	PMSPDM	3.5 x 6.5 x 2.75	70	2	.10	\$253 x 2
SAMPLE LAYOUT TOTAL							\$5148

10' Nutcracker Table

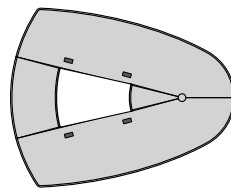
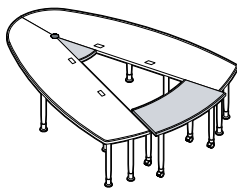


Qty	Description	Model Number	Dimensions	Freight Class	Wt./lbs.	Cubic Ft.	List Price
1	Main Top - Right	LWING10-R	30 x 120 x 1.13	85	111.10	8.30	\$729
1	Main Top - Left	LWING10-L	30 x 120 x 1.13	85	111.10	8.30	\$729
1	Trapezoid Top	LTRAP10	25.5 x 37.2 x 1.13	70	39	2.20	\$384
1	Pie Top	LPIE810	12 x 22.5 x 1.13	92.5	9	.90	\$102
1	Drum Base (hardware included)	LDRUM	18.75 x 18.75 x 27.25	150	31.40	6.10	\$897
1	Donut Spacer (between drum base and top. Black only)	LDONUT	40 x 40 x .69	100	30.50	3.80	\$278
8	Leg w/leveler. Sold singly.	LLL291	5.25 x 5.25 x 28	100	4.80	.52	\$119 x 8
1	Leg w/lockable caster. Sold in quantity of 4.	LCL294	5.25 x 5.25 x 28	100	18.40	2.10	\$462

SAMPLE LAYOUT TOTAL

\$4271

10' Nutcracker Table w/Grommets & Electrical/Communication Hub

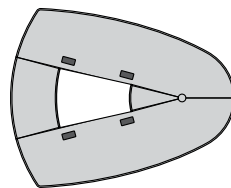
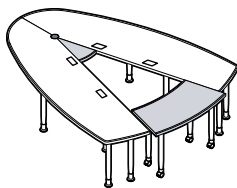


Qty	Description	Model Number	Dimensions	Freight Class	Wt./lbs.	Cubic Ft.	List Price
1	Main Top w/Grommet - Right	LWING10-RG	30 x 120 x 1.13	85	111.10	8.30	\$774
1	Main Top w/Grommet - Left	LWING10-LG	30 x 120 x 1.13	85	111.10	8.30	\$774
1	Trapezoid Top	LTRAP10	25.5 x 37.2 x 1.13	70	39	2.20	\$384
1	Pie Top	LPIE810	12 x 22.5 x 1.13	92.5	9	.90	\$102
1	Drum Base (hardware included)	LDRUM	18.75 x 18.75 x 27.25	150	31.40	6.10	\$897
1	Donut Spacer (between drum base and top. Black only)	LDONUT	40 x 40 x .69	100	30.50	3.80	\$278
8	Leg w/leveler. Sold singly.	LLL291	5.25 x 5.25 x 28	100	4.80	.52	\$119 x 8
1	Leg w/lockable caster. Sold in quantity of 4.	LCL294	5.25 x 5.25 x 28	100	18.40	2.10	\$462
1	Electrical/Communication Hub	PLECHUB	4.25 x 4.25 x 4.75	100	2	.25	\$614

SAMPLE LAYOUT TOTAL

\$4936

10' Nutcracker Table w/Power Blocks & Electrical/Communication Hub



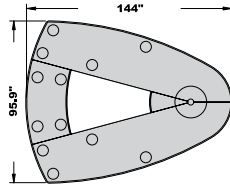
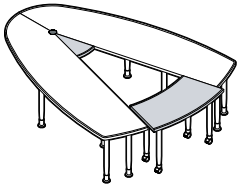
Qty	Description	Model Number	Dimensions	Freight Class	Wt./lbs.	Cubic Ft.	List Price
1	Main Top for Power Block - Right	LWING10-RE	30 x 120 x 1.13	85	111.10	8.30	\$774
1	Main Top for Power Block - Left	LWING10-LE	30 x 120 x 1.13	85	111.10	8.30	\$774
1	Trapezoid Top	LTRAP10	25.5 x 37.2 x 1.13	70	39	2.20	\$384
1	Pie Top	LPIE810	12 x 22.5 x 1.13	92.5	9	.90	\$102
1	Drum Base (hardware included)	LDRUM	18.75 x 18.75 x 27.25	150	31.40	6.10	\$897
1	Donut Spacer (between drum base and top. Black only)	LDONUT	40 x 40 x .69	100	30.50	3.80	\$278
8	Leg w/leveler. Sold singly.	LLL291	5.25 x 5.25 x 28	100	4.80	.52	\$119 x 8
1	Leg w/lockable caster. Sold in quantity of 4.	LCL294	5.25 x 5.25 x 28	100	18.40	2.10	\$462
1	Electrical/Communication Hub	PLECHUB	4.25 x 4.25 x 4.75	100	2	.25	\$614
4	Worksurface Power Block	PMSPDM	3.5 x 6.5 x 2.75	70	2	.10	\$253 x 4

SAMPLE LAYOUT TOTAL

\$5888

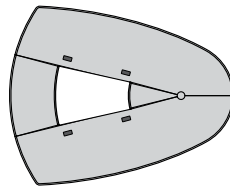
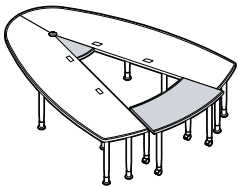
N NUTCRACKER - LAYOUTS

12' Nutcracker Table



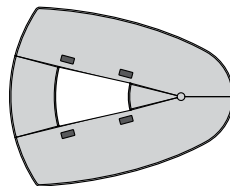
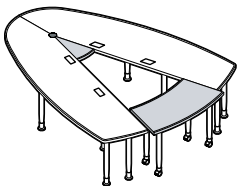
Qty	Description	Model Number	Dimensions	Freight Class	Wt./lbs.	Cubic Ft.	List Price
1	Main Top - Right	LWING12-R	28 x 144 x 1.13	85	135.90	9.90	\$835
1	Main Top - Left	LWING12-L	28 x 144 x 1.13	85	135.90	9.90	\$835
1	Trapezoid Top	LTRAP12	26 x 49.9 x 1.13	70	40	2.20	\$404
1	Pie Top	LPIE12	9.75 x 22.5 x 1.13	100	8	.90	\$102
1	Drum Base (hardware included)	LDRUM	18.75 x 18.75 x 27.25	150	31.40	6.10	\$897
1	Donut Spacer (between drum base and top. Black only)	LDONUT	40 x 40 x .69	100	30.50	3.80	\$278
8	Leg w/leveler. Sold singly.	LLL291	5.25 x 5.25 x 28	100	4.80	.52	\$119 x 8
1	Leg w/lockable caster. Sold in quantity of 4.	LCL294	5.25 x 5.25 x 28	100	18.40	2.10	\$462
SAMPLE LAYOUT TOTAL							\$4490

12' Nutcracker Table w/Grommets & Electrical/Communication Hub



Qty	Description	Model Number	Dimensions	Freight Class	Wt./lbs.	Cubic Ft.	List Price
1	Main Top w/Grommet - Right	LWING12-RG	28 x 144 x 1.13	85	135.90	9.90	\$878
1	Main Top w/Grommet - Left	LWING12-LG	28 x 144 x 1.13	85	135.90	9.90	\$878
1	Trapezoid Top	LTRAP12	26 x 49.9 x 1.13	70	40	2.20	\$404
1	Pie Top	LPIE12	9.75 x 22.5 x 1.13	100	8	.90	\$102
1	Drum Base (hardware included)	LDRUM	18.75 x 18.75 x 27.25	150	31.40	6.10	\$897
1	Donut Spacer (between drum base and top. Black only)	LDONUT	40 x 40 x .69	100	30.50	3.80	\$278
8	Leg w/leveler. Sold singly.	LLL291	5.25 x 5.25 x 28	100	4.80	.52	\$119 x 8
1	Leg w/lockable caster. Sold in quantity of 4.	LCL294	5.25 x 5.25 x 28	100	18.40	2.10	\$462
1	Electrical/Communication Hub	PLECHUB	4.25 x 4.25 x 4.75	100	2	.25	\$614
SAMPLE LAYOUT TOTAL							\$5151

12' Nutcracker Table w/Power Blocks & Electrical/Communication Hub



Qty	Description	Model Number	Dimensions	Freight Class	Wt./lbs.	Cubic Ft.	List Price
1	Main Top for Power Block - Right	LWING12-RE	28 x 144 x 1.13	85	135.90	9.90	\$878
1	Main Top for Power Block - Left	LWING12-LE	28 x 144 x 1.13	85	135.90	9.90	\$878
1	Trapezoid Top	LTRAP12	26 x 49.9 x 1.13	70	40	2.20	\$404
1	Pie Top	LPIE12	9.75 x 22.5 x 1.13	100	8	.90	\$102
1	Drum Base (hardware included)	LDRUM	18.75 x 18.75 x 27.25	150	31.40	6.10	\$897
1	Donut Spacer (between drum base and top. Black only)	LDONUT	40 x 40 x .69	100	30.50	3.80	\$278
8	Leg w/leveler. Sold singly.	LLL291	5.25 x 5.25 x 28	100	4.80	.52	\$119 x 8
1	Leg w/lockable caster. Sold in quantity of 4.	LCL294	5.25 x 5.25 x 28	100	18.40	2.10	\$462
1	Electrical/Communication Hub	PLECHUB	4.25 x 4.25 x 4.75	100	2	.25	\$614
4	Worksurface Power Block	PMSPDM	3.5 x 6.5 x 2.75	70	2	.10	\$253 x 4
SAMPLE LAYOUT TOTAL							\$6103

ACCESSORIES MODEL# DIMENSIONS FREIGHT CLASS WT/LBS. CUBIC FT. LIST PRICE



Electrical/Communication Hub

	D x W x H					
PLECHUB	4.25 x 4.25 x 4.75	100	2	.25		\$614

Circular power/data unit composed of two electrical receptacles and two category 5E data modules (hardwire to module required). Available in Black only. Ships UPS.

- Unit is the same for all size tables.



Leg Mounted Wire Manager

LLWM	1.5 x 1.8 x 16	70	.50	.08		\$35
------	----------------	----	-----	-----	--	-------------

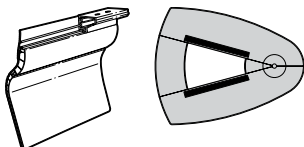
Black PVC wire management channel with 1 3/8" x 3/4" capacity used to carry wiring up and down the leg to a wall or floor outlet for a clean organized appearance. Ships UPS.



Power Block

PMSPPDM	3.5 x 6.5 x 2.75	70	2	.10		\$253
---------	------------------	----	---	-----	--	--------------

Rectangular worksurface power/data module. One electrical duplex receptacle and two data (RJ45) receptacles. 9' Black cord.

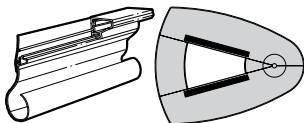


Modesty Panel Package

LA829	2.75 x 29 x 11.75	150	5.60	1		\$270
LA1053	2.75 x 53 x 11.75	150	10	1.80		\$488
LA1277	2.75 x 77 x 11.75	150	14.20	2.60		\$640

11 3/4" high Black PVC modesty panel with attractive ribbed design. Includes fold-away installation clips and flexible privacy strips. Connects to predrilled holes in table bottom. **Each package includes two panels.**

- Order **LA829** for 8 foot table.
- Order **LA1053** for 10 foot table.
- Order **LA1277** for 12 foot table.



Wire Management Channel Package

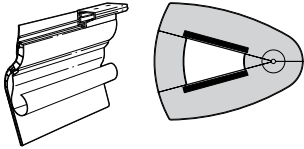
LB829	2.75 x 29 x 6	150	4.20	1		\$200
LB1053	2.75 x 53 x 6	250	6.40	1.80		\$420
LB1277	2.75 x 77 x 6	250	9	2.60		\$532

6" high Black PVC wire management channel with attractive ribbed design. Includes fold-away installation clips and flexible privacy strips. Connects to predrilled holes in table bottom. Can be used with or without wire management grommet. **Each package includes two channels.**

- Order **LB829** for 8 foot table.
- Order **LB1053** for 10 foot table.
- Order **LB1277** for 12 foot table.

N NUTCRACKER

ACCESSORIES



Modesty Panel with Wire Management Package

MODEL#	DIMENSIONS D x W x H	FREIGHT CLASS	WT/LBS.	CUBIC FT.	LIST PRICE
LC829	2.75 x 29 x 11.75	100	8.60	1	\$288
LC1053	2.75 x 53 x 11.75	100	15.40	1.80	\$515
LC1277	2.75 x 77 x 11.75	100	22	2.60	\$722

11¾" high Black PVC modesty panel with wire management channel. Attractive ribbed design. Includes fold-away installation clips and flexible privacy strips. Connects to predrilled holes in table bottom. Can be used with or without wire management grommet. **Each package includes two panels.**

- Order **LC829** for 8 foot table.
- Order **LC1053** for 10 foot table.
- Order **LC1277** for 12 foot table.

WORKSURFACE SUPPORTS



Leg with Leveller

LLL291	5.25 x 5.25 x 28	100	4.80	.52	\$119
LLL294	5.25 x 5.25 x 28	100	18.40	2.10	\$462

Tapered steel leg (2" diameter) with a custom designed leveller that adjusts up to 1½". Legs available in Black or Storm Grey. Leveller available in Black only. Bolts included. Ships UPS.

- *Leg available in Tungsten finish with Tungsten leveller - 10% upcharge.*
- **LLL291** is shipped 1 per carton.
- **LLL294** is shipped 4 per carton.

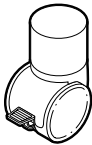


Leg with Lockable Caster

LCL291	5.25 x 5.25 x 28	100	4.80	.52	\$119
LCL294	5.25 x 5.25 x 28	100	18.40	2.10	\$462

Tapered steel leg (2" diameter) with a custom designed lockable caster. Legs available in Black or Storm Grey. Leveller available in Black only. Bolts included. Ships UPS.

- *Leg available in Tungsten finish with Tungsten caster - 10% upcharge.*
- **LCL291** is shipped 1 per carton.
- **LCL294** is shipped 4 per carton.



Caster

LRC1	--	--	--	--	\$24
------	----	----	----	----	-------------

Replacement lockable caster. Can retrofit onto a leg with leveller #LLL291. Available in Black only. Ships UPS.



Ganging Flush Plate

LFF1	--	--	--	--	\$27
LFF4	--	--	--	--	\$98

Plate to link two, three or four worksurfaces simultaneously. Available in Black only. Bolts included. Ships UPS.

- **LFF1** is shipped 1 per carton.
- **LFF4** is shipped 4 per carton.