


DESCRIPTION	FEATURES	MODEL#	STANDARD FABRIC GRADES											
			1	2	3	4	5	6	7	8	9	10	11	12
 Upholstered Cantilever Frame w/Loop Arms COM Yardage: 1.50 Freight Class: 150 Product Weight (lbs.): 35 Cubic Feet Per Carton: 13.75	Does not stack.	5955	576	617	649	698	767	799	861	961	1037	1122	1298	1400
		5955LM	-	-	-	-	767	-	-	961	1037	1122	1298	1484
			OVERALL DIMENSIONS			SEAT DIMENSIONS			BACK DIMENSIONS					
			W	D	H	W	D	H	W	H				
			23.75	23.5	34.25	20	17	19	16	19				
RTA 00														

MARCHE™



model 8624 (BCH) model 8621 (CH)

STANDARD FEATURES

- A contemporary wood seating series.
- Legs are standard in Black.
- Does not stack.
- **This item may require a longer lead time. Please contact your Global sales representative for further information.

OPTIONAL FEATURES

- Wood backs are available in Absolute (AAM), Black (BKM), Cherry (ACM), Cream (WTM), Espresso Cafe (ECM), English Oak (EOM), Fruitwood (TFM), Gray (HGM), Honey (AHM),

- Mahogany (TMM), Maple (AVM), Medium Walnut (MWM), Night (ASM), Shaker Cherry (SKM), Walnut (TWM), White (WHM) and Winter Cherry (WCM). Please Specify. Genuine maple faced veneers and solids are used.
- Optional finishes are available at an upcharge. For models 8621, 8622 or 8624 add \$66 for Chrome (CH) or Brushed Chrome (BCH), Add \$44 for Tungsten (TUN). For models 8621S, 8622S or 8624S add \$87 for Chrome (CH) or Brushed Chrome (BCH), Add \$62 for Tungsten (TUN).
- Available in fabric, most vinyls and leather.



Side Chair Open wood back
 COM Yardage: .75
 Freight Class: 250
 Product Weight (lbs.): 43
 Cubic Feet Per Carton: 15

Does not stack.

MODEL#	1	2	3	4	5	6	7	8	9	10	11	12	
	8621	804	862	877	898	929	940	966	1017	1040	1087	1152	1231
			OVERALL DIMENSIONS			SEAT DIMENSIONS			BACK DIMENSIONS				
			W	D	H	W	D	H	W	H			
			20	21	31.5	19	16.5	19	20	13.5			
RTA 00													



Side Chair Closed Upholstered Wood back
 COM Yardage: 1.25
 Freight Class: 250
 Product Weight (lbs.): 43
 Cubic Feet Per Carton: 15.73

Does not stack.






MODEL#	1	2	3	4	5	6	7	8	9	10	11	12	
	8622	812	883	907	943	994	1012	1056	1140	1180	1259	1365	1497
			OVERALL DIMENSIONS			SEAT DIMENSIONS			BACK DIMENSIONS				
			W	D	H	W	D	H	W	H			
			20	21	31.5	19	16.5	19	20	13.5			
RTA 00													





Side Chair Closed Wood Back
 COM Yardage: .75
 Freight Class: 250
 Product Weight (lbs.): 43
 Cubic Feet Per Carton: 15.73


Does not stack.


MODEL#	1	2	3	4	5	6	7	8	9	10	11	12	
	8624	804	862	877	898	929	940	966	1017	1040	1087	1152	1231
			OVERALL DIMENSIONS			SEAT DIMENSIONS			BACK DIMENSIONS				
			W	D	H	W	D	H	W	H			
			20	21	31.5	19	16.5	19	20	13.5			
RTA 00													

DESCRIPTION	FEATURES	MODEL#	STANDARD FABRIC GRADES														
 <p>Counter Stool Open Wood Back COM Yardage: .75 Freight Class: 250 Product Weight (lbs.): 43 Cubic Feet Per Carton: 21</p>	Does not stack.	8621S26	1	2	3	4	5	6	7	8	9	10	11	12			
			994	1015	1031	1055	1089	1105	1137	1187	1225	1267	1355	1448			
			OVERALL DIMENSIONS			SEAT DIMENSIONS			BACK DIMENSIONS								
			W	D	H	W	D	H	W	H							
21.5	21	39	19	16.5	26	20	13.5										
			RTA 00														
 <p>Counter Stool Closed Upholstered Wood Back COM Yardage: 1.25 Freight Class: 250 Product Weight (lbs.): 43 Cubic Feet Per Carton: 21</p>	Does not stack.	8622S26	1	2	3	4	5	6	7	8	9	10	11	12			
			1033	1067	1094	1135	1192	1218	1270	1354	1418	1489	1634	1790			
			OVERALL DIMENSIONS			SEAT DIMENSIONS			BACK DIMENSIONS								
			W	D	H	W	D	H	W	H							
21.5	21	39	19	16.5	26	20	13.5										
			RTA 00														
 <p>Counter Stool Closed Wood Back COM Yardage: .75 Freight Class: 250 Product Weight (lbs.): 43 Cubic Feet Per Carton: 21</p>	Does not stack.	8624S26	1	2	3	4	5	6	7	8	9	10	11	12			
			994	1015	1031	1055	1089	1105	1137	1187	1225	1267	1355	1448			
			OVERALL DIMENSIONS			SEAT DIMENSIONS			BACK DIMENSIONS								
			W	D	H	W	D	H	W	H							
21.5	21	39	19	16.5	26	20	13.5										
			RTA 00														
 <p>Barstool Open Wood Back COM Yardage: .75 Freight Class: 250 Product Weight (lbs.): 43 Cubic Feet Per Carton: 21</p>	Does not stack.	8621S30	1	2	3	4	5	6	7	8	9	10	11	12			
			1047	1119	1132	1154	1185	1194	1221	1272	1296	1344	1407	1486			
			OVERALL DIMENSIONS			SEAT DIMENSIONS			BACK DIMENSIONS								
			W	D	H	W	D	H	W	H							
21.5	21	43	19	16.5	30	20	13.5										
			RTA 00														
 <p>Barstool Closed Upholstered Wood Back COM Yardage: 1.25 Freight Class: 250 Product Weight (lbs.): 43 Cubic Feet Per Carton: 21</p>	Does not stack.	8622S30	1	2	3	4	5	6	7	8	9	10	11	12			
			1087	1172	1195	1232	1282	1300	1345	1428	1469	1547	1653	1786			
			OVERALL DIMENSIONS			SEAT DIMENSIONS			BACK DIMENSIONS								
			W	D	H	W	D	H	W	H							
21.5	21	43	19	16.5	30	20	13.5										
			RTA 00														

DESCRIPTION	FEATURES	MODEL#	STANDARD FABRIC GRADES											
			1	2	3	4	5	6	7	8	9	10	11	12
 <p>Barstool Closed Wood Back COM Yardage: .75 Freight Class: 250 Product Weight (lbs.): 43 Cubic Feet Per Carton: 21</p>	Does not stack.	8624S30	1047	1119	1132	1154	1185	1194	1221	1272	1296	1344	1407	1486
			OVERALL DIMENSIONS			SEAT DIMENSIONS			BACK DIMENSIONS					
			W	D	H	W	D	H	W	H				
			21.5	21	43	19	16.5	30	20	13.5				
			RTA 00											

MAYNE™	STANDARD FEATURES	OPTIONAL FEATURES
 <p>model 8335T model 8336T</p>	<ul style="list-style-type: none"> Mayne offers classic styling and value in a finely crafted wood framed side chair. Offered in two back styles; Upholstered back or Vertical wood slat. Does not stack. 	<ul style="list-style-type: none"> Wood frames available in Absolute (AAM), Black (BKM), Cherry (ACM), Espresso Cafe (ECM), English Oak (EOM), Fruitwood (TFM), Gray (HGM), Honey (AHM), Mahogany (TMM), Maple (AVM), Medium Walnut (MWM), Night (ASM), Shaker Cherry (SKM), Walnut (TWM), WC Cream (WTM), White (WHM) and Winter Cherry (WCM). Please Specify. Genuine maple faced veneers and solids are used. Offered in Fabric, Vinyl and Leather.

DESCRIPTION	FEATURES	MODEL#	STANDARD FABRIC GRADES											
			1	2	3	4	5	6	7	8	9	10	11	12
 <p>Upholstered Armchair COM Yardage: 1.25 Freight Class: 300 Product Weight (lbs.): 20 Cubic Feet Per Carton: 16</p>	Does not stack. Ergonomic Features: M, N	8335T	742	772	797	832	882	900	945	1029	1069	1147	1253	1386
			OVERALL DIMENSIONS			SEAT DIMENSIONS			BACK DIMENSIONS					
			W	D	H	W	D	H	W	H				
			23	24	33	20	18.25	18	17.5	14				
			RTA 00											

DESCRIPTION	FEATURES	MODEL#	STANDARD FABRIC GRADES											
			1	2	3	4	5	6	7	8	9	10	11	12
 <p>Vertical Wood Slat Armchair COM Yardage: .75 Freight Class: 300 Product Weight (lbs.): 18 Cubic Feet Per Carton: 16</p>	Does not stack. Ergonomic Features: M, N	8336T	769	788	803	824	854	865	892	942	966	1013	1076	1156
			OVERALL DIMENSIONS			SEAT DIMENSIONS			BACK DIMENSIONS					
			W	D	H	W	D	H	W	H				
			23	24	33	20	18.25	18	17.5	14				
			RTA 00											