



Designed by Zoey Chu, **Junction™** provides an affordable solution for your table applications. Choose from a variety of table top designs: Rectangular, Half Round, Trapezoid and Keystone to create a unique table for your boardroom, classroom or presentation room application.

A freestanding or shared leg configuration with the unique “Y” leg allows you to either create a permanent table or one that can be reconfigured quickly and easily. A Straight leg is available for use with half round and Keystone tops.

Shared leg configurations allow more legroom and can also decrease cost because they use fewer components. Freestanding configurations provide more flexibility for changing environments.



Features and Benefits

- Tops are 1” thick and constructed of 45 lb. density particleboard.
- Optional Radius Corners (RM) available at no upcharge.
- Optional modesty panel with integrated wire trough available.
- Casters available with or without manual locks provide mobility.
- Black grommets for convenient wire management can be ordered factory installed.
- Optional, easy-to-use thumbscrews allow installation without tools.
- JUNCTION™ tops are available in Global laminate finishes with 2 leg options.



Y Leg Design



Modesty Panel



Shared leg configuration provides more legroom and decreases the overall costs

GENERAL INFORMATION

- Junction is a series of multi-purpose tables for classroom, training room and boardroom applications
- Ability for tables to be set up as freestanding or shared leg configuration
- Unique design by Zoey Chu
- Half round, trapezoid and Keystone tops are available to create a variety of package configurations
- Rectangular tops are available in 20", 24" and 30" depths
- Optional modesty panels with integrated wire troughs are available
- Optional large electrical manager provides a safe environment for equipment wires
- Special width tops are available. Use next size up.
- Shipped R.T.A. (Ready to Assemble). Each component is packaged individually; Legs are shipped one per carton.
- Global laminate and seating products are in compliance with stringent emission guidelines set out by the Greenguard Environmental Institute under the standards for low emitting products and materials. www.greenguard.org
- **Level 2 Certified**

WORKSURFACES

- Tops are 1" thick, made of 45 lb. density particle board covered on both sides with high performance thermally fused laminate.
- Laminate finishes are available in High Pressure. Contact your Customer Service Representative for a quote.
- If other than a Global standard laminate finish is preferred, contact your Customer Service Representative. Information needed includes the name of the laminate manufacturer, color name, number and model of table. You will then be given a quote for this special order.
- Products specified with the high pressure laminate option are finished on the underside of the surface with a kraft paper backing.

CONSTRUCTION

- Rectangular tops 54" in length and longer include a steel support channel for structural rigidity
- Tops are pre-drilled with threaded steel inserts
- Special width tops are available. Use next size up.
- Tables adjust from 28 ¾" to 29 ¾" high.

EDGE DETAIL

- Tops are sealed with Global's preferred edge in matching color.
- Optional Radius Corners (**RM**) are available on rectangular tops at no upcharge.

LEGS

- Unique Y design
- Straight leg available for assembly with Half Round tops and Keystone tops
- Heavy duty steel construction
- Coated with environmentally friendly recycled paint that provides a durable finish
- Black plastic leveling glides offer 1" adjustability
- Available in **Black (BK) or Tungsten 2 (TU2)** finish
- Y Legs: 17½" leg span - 20"d Top, 21½" leg span - 24"d Top, 24½" leg span - 30"d Top.

CASTERS

- Optional casters are available
- 1½" Dual wheel casters with or without manual lock. Full 360° swivel
- Can be used in any combination with or without standard glides
- Suggested for carpeted surfaces
- Available in black only
- Sold in packages of two

GANGING

- Ganging plates are available for ganging workstations together
- Ganging plates are black epoxy coated steel plates with two thumbscrews
- Provides maximum stability and torque reduction

FLUSH PLATE

- Suggested for top clusters (fixed configurations for additional stability)
- Sold individually and shipped with two thumbscrews for mounting
- No tools required
- Flush plate allows for ganging together of two or more tops

WIRE MANAGEMENT

- Available for managing additional larger wires and power connectors
- 3½" high x 4¼" deep Black PVC channel attaches to the underside of top

1. SPECIFY MODEL NUMBER

2. SPECIFY FINISH

Laminate Finishes:

ACJ	Absolute Acajou	WHE	Walnut Heights
ASN	Asian Night	WHC	White Chocolate*
AWC	Avant Cherry	WGY	Willow Grey
AWH	Avant Honey	WCR	Winter Cherry
BLK	Black	* TFL is textured. HP tops are non-textured.	
BRC	Brushed Cobalt		
CMB	Clear Maple		
DES	Dark Espresso		
DWT	Designer White		
GRY	Grey		
HGT	Hayden Grey		
QTM	Quartered Mahogany		
SKC	Shaker Cherry		
SOG	Storm Grey		
TFW	Tiger Fruitwood		
TMP	Tiger Maple		
TWL	Tiger Walnut		

Legs:

TU2	Tungsten 2
BLK	Black

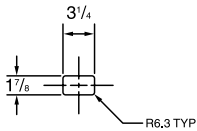
3. SPECIFY OPTIONS

Modesty Panels

- 11¼" high panel attaches to the underside of worksurface top
- Standard with integrated wire trough
- Available in black PVC

Grommets

- Grommets are available in **Rectangular and Trapezoid** Tops (left, center or right). See below for available locations. Order as: **AG1, AG2 or AG3. Add \$65** For **Keystone** worksurface locations, order as **AG2. Add 65.**
- Grommet hole dimensions are 3¼" wide x 1 7/8" deep.



- Grommets may be placed at non-standard locations. Order as: **AGS - Add \$65.** A drawing must be supplied with vertical and horizontal dimensions to the center of the cut-out (as in drawing above). Please refer to CUSTOM GROMMET LOCATION FORM in the back reference section.

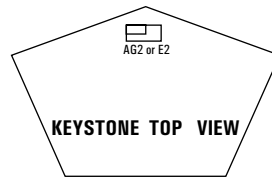
Power Block

- A Power Block (model **PMSPDM**) may be ordered on all worksurfaces.
- A Power Block is a rectangular worksurface power/data module with one electrical duplex receptacle and two data (RJ45) receptacles. 9' black cord included. Power Block dimensions are 3 ½" deep x 6 ½" wide x 2 ¾" high.
- To purchase a Power Block, you must specify both the Power Block cut-out location and the Power Block model #. Order Power Block as **PMSPDM, ADD \$253.** Power Blocks are available in standard worksurface locations (left, center or right). Order as **E1, E2 or E3. Add \$65.**

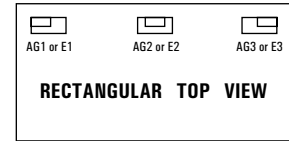


Power Block **PMSPDM, Add \$253**

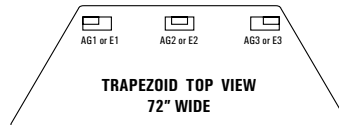
EXAMPLES OF GROMMET AND POWER BLOCK POSITIONS



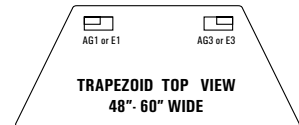
KEYSTONE TOP VIEW



RECTANGULAR TOP VIEW



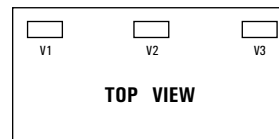
TRAPEZOID TOP VIEW
72" WIDE



TRAPEZOID TOP VIEW
48"- 60" WIDE

VILLA CUTOUTS

- Optional Villa cutout available in standard worksurface locations (left, center or right) for **Rectangular Tables.** Order as: **V1, V2 or V3. Add \$65 for each cutout.**
- Villa cutouts may be placed at non-standard locations. Please contact customer service.
- **Villa is only available on Bungee, Junction and Connectables series**



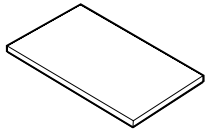
TOP VIEW

RECTANGULAR TOPS

MODEL# DIMENSIONS FREIGHT CLASS WT/LBS. CUBIC FT. LIST PRICE

D x W x H

JNR2042	20 x 42 x 1	65	26	1.10	\$262
JNR2048	20 x 48 x 1	65	29	1.15	\$293
JNRU2054	20 x 54 x 1	65	33	1.30	\$364
JNRU2060	20 x 60 x 1	65	37	1.40	\$391
JNRU2066	20 x 66 x 1	65	41	1.55	\$422
JNRU2072	20 x 72 x 1	65	45	1.66	\$450
JNR2442	24 x 42 x 1	65	31	1.25	\$262
JNR2448	24 x 48 x 1	65	35	1.40	\$293
JNRU2454	24 x 54 x 1	65	42	1.52	\$364
JNRU2460	24 x 60 x 1	65	47	1.67	\$391
JNRU2466	24 x 66 x 1	65	52	1.82	\$422
JNRU2472	24 x 72 x 1	65	57	2	\$450
JNR3042	30 x 42 x 1	65	38	1.51	\$318
JNR3048	30 x 48 x 1	65	44	1.70	\$335
JNRU3054	30 x 54 x 1	65	52	1.90	\$418
JNRU3060	30 x 60 x 1	65	59	2.10	\$448
JNRU3066	30 x 66 x 1	65	64	2.26	\$479
JNRU3072	30 x 72 x 1	65	70	2.50	\$511

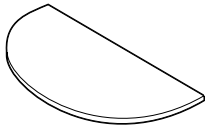


Rectangular Top

Pre-drilled with threaded steel inserts for freestanding and linking installations. **Tops 54" and longer are standard with a 16 gauge steel support channel.**

HALF ROUND TOPS

JNHFS2040	20 x 40 x 1	70	23	1.05	\$277
JNHFS2048	20 x 48 x 1	65	27.50	1.15	\$287
JNHFS2448	24 x 48 x 1	65	34	1.40	\$309
JNHFS2454	27 x 54 x 1	65	38.25	1.52	\$366
JNHFS3060	30 x 60 x 1	60	53	1.67	\$401
JNHFS3066	33 x 66 x 1	60	58.30	1.82	\$501



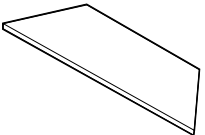
Half Round Top

Pre-drilled with threaded steel inserts for freestanding and linking installations. Four legs are required for freestanding configurations.

- **JNHFS2040/JNHFS2048** for use with 20" deep joining edge
- **JNHFS2448/JNHFS2454** for use with 24" deep joining edge
- **JNHFS3060/JNHFS3066** for use with 30" deep joining edge

TRAPEZOID TOPS

JNTT2048	15.25 x 48 x 1	65	27.50	1.15	\$270
JNTT2060	15.25 x 60 x 1	65	34	1.40	\$323
JNTT2448	20.5 x 48 x 1	65	33	1.40	\$306
JNTT2460	20.5 x 60 x 1	65	41.25	1.67	\$369
JNTT3060	25.75 x 60 x 1	65	50.50	2.10	\$403
JNTT3072	25.75 x 72 x 1	65	61	2.50	\$450



Trapezoid Top

Pre-drilled with threaded steel inserts for linking installations. **Not freestanding.**

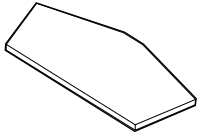
- **JNTT2040/JNTT2048** for use with 20" deep joining edge
- **JNTT2448/JNTT2454** for use with 24" deep joining edge
- **JNTT3060/JNTT3066** for use with 30" deep joining edge

Required Specifications
Finish

Optional Specifications
Grommet

Accessories
Power Block

KEYSTONE



Keystone Top

MODEL#	DIMENSIONS D x W x H	FREIGHT CLASS	WT./LBS.	CUBIC FT.	LIST PRICE
JN5S2424	24 x 42 x 1	65	35	1.40	\$313
JN5S3030	30 x 54 x 1	65	53	2.10	\$401

Pre-drilled with threaded steel inserts for linking installations. **Not freestanding**

- **JN5S2424** for use with 20" deep joining edge
- **JN5S3030** for use with 24" deep joining edge

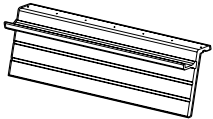
MODESTY PANELS



Modesty Panel

JNMP42	6.92 x 29.19 x 11.25	250	3.70	1.50	\$216
JNMP48	6.92 x 35.19 x 11.25	250	4.50	1.75	\$243
JNMP54	6.92 x 41.19 x 11.25	250	5	2	\$271
JNMP60	6.92 x 47.19 x 11.25	250	5.90	2.25	\$299
JNMP66	6.92 x 53.19 x 11.25	250	6.60	2.50	\$320
JNMP72	6.92 x 59.19 x 11.25	250	7.40	2.75	\$348

For use with **JNR rectangular tops**. 11 1/4" high, Black plastic, attractive ribbed design. Includes integrated wire trough. Connects to predrilled holes in table top.



Modesty Panel

JNMTT2048	6.92 x 22.75 x 11.25	250	2.80	1.17	\$191
JNMTT2060	6.92 x 34.75 x 11.25	250	4.30	1.70	\$215
JNMTT2448	6.92 x 19 x 11.25	250	2.50	1	\$191
JNMTT2460	6.92 x 31 x 11.25	250	3.90	1.55	\$215
JNMTT3060	6.92 x 26 x 11.25	250	3.30	1.30	\$191
JNMTT3072	6.92 x 38 x 11.35	250	4.70	1.90	\$215

For use with **JNTT trapezoid tops**. 11 1/4" high, Black plastic, attractive ribbed design. Includes integrated wire trough. Connects to predrilled holes in table top.

WIRE MANAGEMENT



Wire Manager

JNEC5S	4.14 x 12.5 x 3.63	70	1	.10	\$56
--------	--------------------	----	---	-----	-------------

For use with **JN5S Keystone Tops**. For managing additional wires and power connectors. 3/2"H Black PVC channel connects to predrilled holes in table top.



Wire Manager

JNEC42	4.14 x 41.75 x 3.63	125	2.52	.33	\$136
JNEC48	4.14 x 47.75 x 3.63	125	2.88	.38	\$159
JNEC54	4.14 x 53.75 x 3.63	125	3.24	.43	\$180
JNEC60	4.14 x 59.75 x 3.63	125	3.60	.48	\$200
JNEC66	4.14 x 65.75 x 3.63	125	3.96	.53	\$209
JNEC72	4.14 x 71.75 x 3.63	125	4.32	.58	\$271

For use with **JNR Rectangular Tops**. For managing additional wires and power connectors. 3/2"H Black PVC channel connects to predrilled holes in the table top.

Required Specifications
Finish

Optional Specifications
Grommet (Keystone)

Accessories
Power Block (Keystone)

WIRE MANAGER



Wire Manager

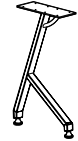
MODEL# DIMENSIONS FREIGHT CLASS WT/LBS. CUBIC FT. LIST PRICE

D x W x H

JNECT2048	4.14 x 28.75 x 3.63	70	1.74	.23	\$136
JNECT2060	4.14 x 40.75 x 3.63	125	2.46	.33	\$191
JNECT2448	4.14 x 24.75 x 3.63	70	1.50	.20	\$136
JNECT2460	4.14 x 36.75 x 3.63	125	2.22	.30	\$191
JNECT3060	4.14 x 31.75 x 3.63	70	1.92	.25	\$136
JNECT3072	4.14 x 43.75 x 3.63	125	2.64	.35	\$191

For use with **JNTT Trapezoid Tops**. For managing additional wires and power connectors. 3½" high Black PVC channel connects to predrilled holes in the table top.

LEGS

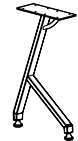


"Y" Leg

GJNLEG20	17.25 x 2 x 27.5	150	8.50	2	\$207
----------	------------------	-----	------	---	--------------

Leg span is 17½". Leveling glides are standard. **For assembly with 20" deep tops**

- List Price is per each leg.
- Available in Black (BK) or Tungsten 2 (TU2)

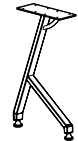


"Y" Leg

GJNLEG24	21.5 x 2 x 27.5	150	10	2.50	\$207
----------	-----------------	-----	----	------	--------------

Leg span is 21½". Leveling glides are standard. **For assembly with 24" deep tops**

- List Price is per each leg.
- Available in Black (BK) or Tungsten 2 (TU2)

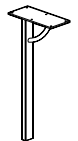


"Y" Leg

GJNLEG30	24.5 x 2 x 27.5	250	11	2.85	\$224
----------	-----------------	-----	----	------	--------------

Leg span is 24½". Leveling glides are standard. **For assembly with 30" deep tops**

- List Price is per each leg.
- Available in Black (BK) or Tungsten 2 (TU2)

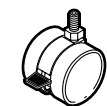


Straight Leg

JNLEG	1 x 2 x 27.5	150	6	1.30	\$183
-------	--------------	-----	---	------	--------------

Leveling glides are standard. **For assembly with half round and keystone tops**. Mounting plate is 11" deep by 5" wide.

- List Price is per each leg.
- Available in Black (BK) or Tungsten 2 (TU2)



Braking Caster

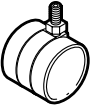

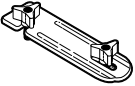
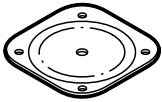
JNCB	--	--	--	--	\$42
------	----	----	----	----	-------------

1½" dual wheel manual locking caster. Set of 2. Suggested for carpeted surfaces. Casters are fully interchangeable with glides. Black only.

- For use with Junction units only
- Casters DO NOT affect table height

Required Specifications

Finish

LEGS	MODEL#	DIMENSIONS	FREIGHT CLASS	WT/LBS.	CUBIC FT.	LIST PRICE
		D x W x H				
 <p>Caster</p>	JNC1	--	--	--	--	\$34
	<p>1½" dual wheel caster. Non-Locking. Set of 2. Suggested for carpeted surfaces. Casters are fully interchangeable with glides. Black only.</p> <ul style="list-style-type: none"> • For use with Junction units only • Casters DO NOT affect table height 					
 <p>Thumbscrews</p>	JNTS	--	--	--	--	\$24
	<p>Triangular thumbscrew with ¾" steel thread. Set of 4. Can be used in place of factory supplied screws to allow installation of "Y" legs to tops without tools. Black only.</p>					
 <p>Ganging Flush Plate</p>	JNGFP	--	--	--	--	\$45
	<p>Black epoxy coated steel plates with 2 thumbscrews included. Used to connect table tops together for additional stability or for connecting freestanding tops together. Holes with steel inserts are located in the corner of the tops to accommodate this plate. Sold individually.</p>					
 <p>Flush Plate</p>	JNFP1	5.25 d x 5.25 w	--	--	--	\$24
	JNFP4	5.25 d x 5.25 w	--	--	--	\$93
	<p>Assures alignment on adjoining worksurfaces of the same height. Bolts included. Available in Black only.</p> <p>JNFP1 - 1 per carton.</p> <p>JNFP4 - 4 per carton.</p>					