









# DESKING COMPARISON CHART

	ADAPTABILITIES	BRIDGES II	CORRELATION	GENOA
				
<b>GENERAL FEATURES</b>	Top Over End Panel Design 400 Color Combinations Virtually No Loose Hardware Storage Height is 66" 2 Handle Options	Beam-Based Benching System 20+ Finishes Available 8-Wire, 4-Circuit Electrical Storage Height is 21", 25" and 29"	Top Over End Panel Design 400 Color Combinations Virtually No Loose Hardware Storage Height is 72" 6 Handle Options	Top Over End Panel Design 3/4 Pedestal Standard Virtually No Loose Hardware Storage Height is 66"
<b>GOOD BETTER BEST</b>	Better	Best	Better	Good
<b>STYLE</b>	Transitional	Contemporary	Transitional	Transitional
<b>PRICE POINT</b> (36x72 Double Pedestal Desk)	\$1,318	N/A	\$1,532	\$973
<b>WORKSURFACE THICKNESS</b>	1"	1"	1.5"	1"
<b>SURFACE TYPE</b>	High Performance Thermally Fused Laminate or HPL	High Performance Thermally Fused Laminate or HPL	High Performance Thermally Fused Laminate or HPL	High Performance Thermally Fused Laminate
<b>EDGE THICKNESS</b>	2mm	3mm	2mm	Self Edge
<b>EDGE OPTIONS</b>	Flat	N/A	Flat or Fluted	N/A
<b>HUTCH CLEARANCE</b> (Worksurface to underside of hutch)	17.75" to Valance 20" to Underside of Hutch	N/A	23.75" to Valance 26" to Underside of Hutch	20"
<b>GREENGUARD CERTIFIED</b>	Yes	Yes	Yes	Yes
<b>BIFMA e3 LEVEL CERTIFIED</b>	Level 3	Level 2	Level 3	Level 3
<b>USDA BIO-PREFERRED EDGING</b>	Yes	No	Yes	Yes

# DESKING COMPARISON CHART

	HALTON	PRINCETON	STREAMLINE	ZIRA
				
<b>GENERAL FEATURES</b>	<p>Top Over End Panel Design</p> <p>3/4 Pedestal Standard</p> <p>Virtually No Loose Hardware</p>	<p>Freestanding, modular components</p> <p>Overlapping architectural elements</p> <p>13 standard finishes; up to 3 color application on many components available</p> <p>Optional 6mm tempered glass on hutches and desktop storage.</p> <p>Storage Height is 52" and 66"</p>	<p>Laminate Top over Steel End Panel / Storage Design.</p> <p>All Global Laminates available on top.</p> <p>Standard, Paints, Textured and Custom Paint Colors available on steel chassis.</p>	<p>Top Over End Panel Design</p> <p>400 Color Combinations</p> <p>Virtually No Loose Hardware</p> <p>Storage Height is 42", 54", 66", 72" and 84" (nominal).</p> <p>9 Handle Options</p> <p>4 Glazing Options for storage doors and modesty panels.</p>
<b>GOOD BETTER BEST</b>	Good	Best	Better	Best
<b>STYLE</b>	Transitional	Contemporary	Contemporary	Contemporary
<b>PRICE POINT</b> (36x72 Double Pedestal Desk)	\$1,085	N/A	\$1,722	\$1,773
<b>WORKSURFACE THICKNESS</b>	1"	1"	1"	1" or 1.5"
<b>SURFACE TYPE</b>	High Performance Thermally Fused Laminate	High Performance Thermally Fused Laminate or HPL	High Performance Thermally Fused Laminate or HPL (upcharge)	High Performance Thermally Fused Laminate or HPL
<b>EDGE THICKNESS</b>	2mm	2mm	2mm	2mm
<b>EDGE OPTIONS</b>	N/A	N/A	N/A	Flat, Fluted or Bicut
<b>HUTCH CLEARANCE</b> (Worksurface to underside of hutch)	N/A	15.75"	24"	20.25" (23.5" Hutch) 17.75" (36" Hutch) 24.25" (42" Hutch) 24.25" (54" Hutch)
<b>GREENGUARD CERTIFIED</b>	Yes	Yes	Yes	Yes
<b>BIFMA e3 LEVEL CERTIFIED</b>	Level 3	Level 2	Level 2	Level 3
<b>USDA BIO-PREFERRED EDGING</b>	Yes	No	No	Yes