



STANDARD FEATURES

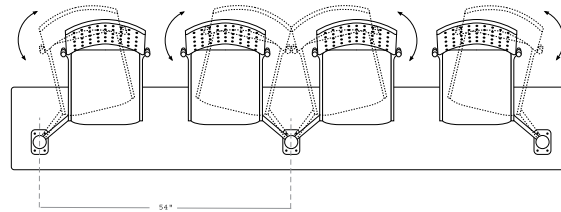
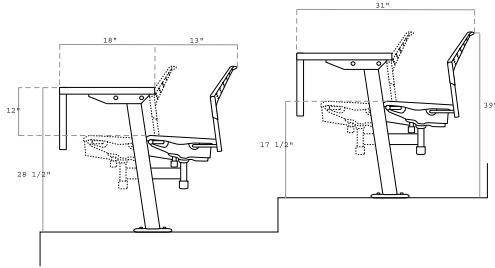
- Academic Seating can be custom designed to meet the requirements of most lecture halls.
- The seat posts, seats and worksurfaces all have metal connections for extra durability.
- Seats are not available with arms.
- Seat posts are only available in Black.
- Optional seat posts are available for sloping floors. Please ask your sales representative for more details.
- One Power/Data Dome has outlets for two people.
- If Power/Data Dome is required, worksurfaces must be ordered with grommet holes.
- All worksurfaces come with a 3mm PVC T-molded edge with radius corners.
- Installation is required and can be sourced out through your sales representative.
- Please note: Dimensions are approximate measurements may vary slightly.
- Please note: All orders for Academic Seating must be submitted with a drawing.

- Academic Seating is not available in Leather.

OPTIONAL FEATURES


- Tops available in the following Laminate finishes: Absolute Acajou (ACJ), Asian Night (ASN), Avant Cherry (AWC), Avant Honey (AWH), Black (BLK), Brushed Cobalt (BRC), Dark Espresso (DES), Grey (GRY), Hayden Grey (HGT), Quartered Mahogany (QTM), Shaker Cherry (SKC), Storm Grey (SOG), Tiger Fruitwood (TFW), Tiger Maple (TMP), Tiger Walnut (TWL), White Chocolate (WHC), Willow Grey (WGY), Winter Cherry (WCR).
- Edge available in the following finishes: Charcoal (CR), Black (BK), Light Grey (LG), and Taupe (TP).
- Sonic and Duet seat units are available in Ivory Clouds (IVC), Asphalt night (BLK), Caribbean Surf (CRS), Daffodil Day (DFD), Latte Beige (LAB), Lip Smacker (LPS), Sea Glass (SEG), Tiger Orange (TIO), Coffee Bean (CFB), and Platinum (PLT).

ACADEMIC ILLUSTRATIONS



*Measurements may vary, depending on the seat back selected.

DESCRIPTION	FEATURES	MODEL#	STANDARD FABRIC GRADES											
			1	2	3	4	5	6	7	8	9	10	11	12



Sonic Armless Seat Unit
 COM Yardage: N/A
 Freight Class: 250
 Product Weight (lbs.): 13
 Cubic Feet Per Carton: 6.50

Polypropylene Seat and Back
 Frame available in Black (BK) and Chrome (CH).

AC6320	444	-	-	-	-	-	-	-	-	-	-	-	-
---------------	-----	---	---	---	---	---	---	---	---	---	---	---	---

OVERALL DIMENSIONS			SEAT DIMENSIONS			BACK DIMENSIONS	
W	D	H	W	D	H	W	H
20	21.5	17	17	16	-	17	15



Malaga Armless Seat Top
 COM Yardage: 1
 Freight Class: 150
 Product Weight (lbs.): 20
 Cubic Feet Per Carton: 3.50

AC6322	485	510	530	560	602	617	653	724	758	823	912	1022
---------------	-----	-----	-----	-----	-----	-----	-----	-----	-----	-----	-----	------

OVERALL DIMENSIONS			SEAT DIMENSIONS			BACK DIMENSIONS	
W	D	H	W	D	H	W	H
20	21	22	20	18	-	19.5	19-21.5



DESCRIPTION	FEATURES	MODEL#	STANDARD FABRIC GRADES											
-------------	----------	--------	------------------------	--	--	--	--	--	--	--	--	--	--	--

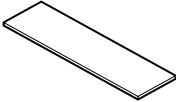
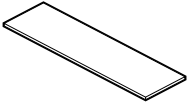

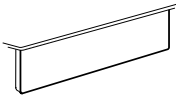
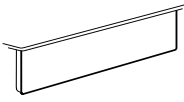


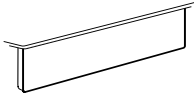
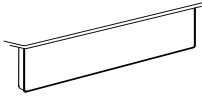
Granada Armless Seat Top
 COM Yardage: 1.50
 Freight Class: 300
 Product Weight (lbs.): 221
 Cubic Feet Per Carton: 11.75

	1	2	3	4	5	6	7	8	9	10	11	12
AC6326	482	520	550	594	657	680	735	840	891	989	1122	1288

OVERALL DIMENSIONS			SEAT DIMENSIONS			BACK DIMENSIONS	
W	D	H	W	D	H	W	H
20.5	21	22	20.5	17	-	19	17.5



DESCRIPTION	FEATURES	MODEL#	STANDARD FABRIC GRADES												
			1	2	3	4	5	6	7	8	9	10	11	12	
 Worksurface - Two Seater COM Yardage: N/A Freight Class: 60 Product Weight (lbs.): 26.50 Cubic Feet Per Carton: .77	HP Laminate worksurface. To be attached to a single or double post. 28.5" from the floor.	AC6337	556	-	-	-	-	-	-	-	-	-	-	-	-
		OVERALL DIMENSIONS W D H			SEAT DIMENSIONS W D H			BACK DIMENSIONS W H							
		65.5	18	1.13	-	-	-	-	-	-	-	-	-	-	-
 Worksurface - Three Seater COM Yardage: N/A Freight Class: 60 Product Weight (lbs.): 26.50 Cubic Feet Per Carton: .77	HP Laminate worksurface. To be attached to a single or double post. 28.5" from the floor.	AC6338	556	-	-	-	-	-	-	-	-	-	-	-	-
		OVERALL DIMENSIONS W D H			SEAT DIMENSIONS W D H			BACK DIMENSIONS W H							
		89	18	1.13	-	-	-	-	-	-	-	-	-	-	-
 Worksurface - Four Seater COM Yardage: N/A Freight Class: 60 Product Weight (lbs.): 35 Cubic Feet Per Carton: 1.10	HP Laminate worksurface. To be attached to a single or double post. 28.5" from the floor.	AC6339	636	-	-	-	-	-	-	-	-	-	-	-	-
		OVERALL DIMENSIONS W D H			SEAT DIMENSIONS W D H			BACK DIMENSIONS W H							
		120	18	1.13	-	-	-	-	-	-	-	-	-	-	-
 Modesty Panel - One Seater COM Yardage: N/A Freight Class: 60 Product Weight (lbs.): 14.50 Cubic Feet Per Carton: .40	12" huigh Laminate Panel. Connect to worksurface.	AC6346	179	-	-	-	-	-	-	-	-	-	-	-	-
		OVERALL DIMENSIONS W D H			SEAT DIMENSIONS W D H			BACK DIMENSIONS W H							
		40	12	0.63	-	-	-	-	-	-	-	-	-	-	-
 Modesty Panel - Two Seater COM Yardage: N/A Freight Class: 60 Product Weight (lbs.): 25.50 Cubic Feet Per Carton: .50	12" huigh Laminate Panel. Connect to worksurface.	AC6347	338	-	-	-	-	-	-	-	-	-	-	-	-
		OVERALL DIMENSIONS W D H			SEAT DIMENSIONS W D H			BACK DIMENSIONS W H							
		63.5	12	0.63	-	-	-	-	-	-	-	-	-	-	-

DESCRIPTION	FEATURES	MODEL#	STANDARD FABRIC GRADES												
			1	2	3	4	5	6	7	8	9	10	11	12	
 <p>Modesty Panel - Three Seater COM Yardage: N/A Freight Class: 60 Product Weight (lbs.): 34 Cubic Feet Per Carton: .70</p>	12" high Laminate Panel. Connect to workdurface.	AC6348	489	-	-	-	-	-	-	-	-	-	-	-	-
		OVERALL DIMENSIONS			SEAT DIMENSIONS			BACK DIMENSIONS							
		W	D	H	W	D	H	W	H						
			87	12	0.63	-	-	-	-	-					
 <p>Modesty Panel - Four Seater COM Yardage: N/A Freight Class: 60 Product Weight (lbs.): 46 Cubic Feet Per Carton: 1</p>	12" high Laminate Panel. Connect to workdurface.	AC6349	588	-	-	-	-	-	-	-	-	-	-	-	-
		OVERALL DIMENSIONS			SEAT DIMENSIONS			BACK DIMENSIONS							
		W	D	H	W	D	H	W	H						
			118	12	0.63	-	-	-	-	-					