

VAUGHAN™



model 934 (BK)


model 934 stacked

STANDARD FEATURES

- Standard with heavy duty Black frame.
- Uses FP15 dolly.
- Round top back with space at the top and bottom.
- Seats has pull over cover without side seams or welting.
- Exposed upholstery fasteners make field repair/ replacement easy.
- **Specifications and pricing are for 1 chair.**

OPTIONAL FEATURES

- Silver (SIL), Gold Vein (GV) or Chrome (CH) frames available. Add \$31.00. Please Specify
- Not available in Leather.

DESCRIPTION	FEATURES	MODEL#	STANDARD FABRIC GRADES																				
			1	2	3	4	5	6	7	8	9	10	11	12	13	14							
 <p>Armless Chair Upholstered Back COM Yardage: 1 Freight Class: 150 Product Weight (lbs.): 14 Cubic Feet Per Carton: 3 (4 per carton)</p>	Stacks 10 high on floor or dolly.	934	130	142	153	178	198	227	269	288	316	386	417	482	568	676							
		<p>OVERALL DIMENSIONS</p> <table border="1"> <thead> <tr> <th>W</th> <th>D</th> <th>H</th> </tr> </thead> <tbody> <tr> <td>17.5</td> <td>22.5</td> <td>33.5</td> </tr> </tbody> </table>			W	D	H	17.5	22.5	33.5	<p>SEAT DIMENSIONS</p> <table border="1"> <thead> <tr> <th>W</th> <th>D</th> <th>H</th> </tr> </thead> <tbody> <tr> <td>16.5</td> <td>16.5</td> <td>18.5</td> </tr> </tbody> </table>			W	D	H	16.5	16.5	18.5	<p>BACK DIMENSIONS</p> <table border="1"> <thead> <tr> <th>W</th> <th>H</th> </tr> </thead> <tbody> <tr> <td>12</td> <td>14</td> </tr> </tbody> </table>		W	H
W	D	H																					
17.5	22.5	33.5																					
W	D	H																					
16.5	16.5	18.5																					
W	H																						
12	14																						

RTA 00



ZOMA™



model 6656

model 6657


STANDARD FEATURES

- Design sensitive guest seating featuring a wide flat, flared arms and elliptical tubular construction.
- The back of the chair is heavily compound curved to provide comfort and support in multiple seating positions.
- No visible back attachment hardware. Backs are attached using concealed hardware only.
- The outer back is upholstered in the same material selection as the rest of the chair.
- Arms are wide and full length, offering support to help stabilize the user as they sit in or exit chairs.
- The gently curved arms are made from incredibly strong black fiberglass reinforced nylon.
- The rugged frame is made from welded elliptical (oval) steel tubing 1.5" wide.
- Chairs are "Wall Safe," rear legs hit the baseboard first leaving clearance between the back of the chair and the wall; Thus saving both the chair and the wall from damage. Legs flair out to the rear to provide additional support.

- Zoma is equipped with a polypropylene seat shroud that helps stabilize chairs when stacked and avoid frame imprints on upholstered seats.
- Stacks up to 4 high on the floor or on a dolly (2125WS).
- Standard glide is a durable Black Polypropylene oval glide.



OPTIONAL FEATURES



- Frame is standard in a choice of Black (BLK) or Tungsten (TUN) Finish must be specified. A chrome frame is optionally available. Please Specify (CH), add \$27.00.
- A durable polypropylene outer back shroud is available at no charge. Optional shroud is Black only. Please specify (PSB).
- For chairs used on hard surface floors PLEASE SPECIFY Opaque (off White), Non-Marking Glides (NM).
- Available in all standard GLOBAL carded fabrics with the EXCEPTION of Couture, Jenny, Match, Replay, Shard, Station, Styx, and Time.

DESCRIPTION	FEATURES	MODEL#	STANDARD FABRIC GRADES																				
			3	4	5	6	7	8	9	10	11	12	13	14									
 <p>Armchair COM Yardage: 1.25 Freight Class: 250 Product Weight (lbs.): 28 Cubic Feet Per Carton: 13.75</p>	Stacks 4 high on floor or dolly. Ergonomic Features: M, N	6656	413	443	467	501	551	569	613	695	735	812	917	1048									
		<p>6656LM Leather/Mock Leather</p>			-	-	-	-	539	-	-	684	-	800	910	1040							
<p>OVERALL DIMENSIONS</p> <table border="1"> <thead> <tr> <th>W</th> <th>D</th> <th>H</th> </tr> </thead> <tbody> <tr> <td>26.5</td> <td>24</td> <td>32.5</td> </tr> </tbody> </table>			W	D	H	26.5	24	32.5	<p>SEAT DIMENSIONS</p> <table border="1"> <thead> <tr> <th>W</th> <th>D</th> <th>H</th> </tr> </thead> <tbody> <tr> <td>20</td> <td>19</td> <td>17</td> </tr> </tbody> </table>			W	D	H	20	19	17	<p>BACK DIMENSIONS</p> <table border="1"> <thead> <tr> <th>W</th> <th>H</th> </tr> </thead> <tbody> <tr> <td>18</td> <td>15</td> </tr> </tbody> </table>		W	H	18	15
W	D	H																					
26.5	24	32.5																					
W	D	H																					
20	19	17																					
W	H																						
18	15																						


RTA 00




DESCRIPTION	FEATURES	MODEL#	STANDARD FABRIC GRADES												
			3	4	5	6	7	8	9	10	11	12	13	14	
 Armless Side Chair COM Yardage: 1.25 Freight Class: 250 Product Weight (lbs.): 26 Cubic Feet Per Carton: 11.75	Stacks 4 high on floor or dolly. Ergonomic Features: M, N	6657	377	406	430	464	515	532	576	659	699	776	880	1011	
		6657LM	-	-	-	-	498	-	-	643	-	759	869	1000	
		OVERALL DIMENSIONS			SEAT DIMENSIONS			BACK DIMENSIONS							
		W	D	H	W	D	H	W	H						
			22.5	24	32.5	20	19	17	18	15					
			RTA 00												

DESCRIPTION	FEATURES	MODEL#	STANDARD FABRIC GRADES												
			3	4	5	6	7	8	9	10	11	12	13	14	
 Dolly COM Yardage: N/A Freight Class: 150 Product Weight (lbs.): 16 Cubic Feet Per Carton: 3.80		2125WS	288	-	-	-	-	-	-	-	-	-	-	-	
		OVERALL DIMENSIONS			SEAT DIMENSIONS			BACK DIMENSIONS							
		W	D	H	W	D	H	W	H						
					23.25	24.75	12.25	-	-	-	-	-			
			RTA 1												

ZOOEY™

DESCRIPTION	FEATURES	MODEL#	STANDARD FABRIC GRADES													
			3	4	5	6	7	8	9	10	11	12	13	14		
 model 8585	STANDARD FEATURES <ul style="list-style-type: none"> • Side chair with upholstered seat and mesh back. • The breathable mesh back allows continuous air flow to eliminate heat build-up. • Frame standard in Black. • Does not stack. 		OPTIONAL FEATURES													
			<ul style="list-style-type: none"> • Mesh backs are available in 10 brilliant Vue colors. Please Specify Sandy Beach (ZM10), Desert Sand (ZM11), Orange Sunset (ZM12), Chocolate Fountain (ZM13), Artic Blue (ZM14), Quarry Grey (ZM15), Tidal Wave (ZM16), Ivy Moss (ZM17), Red Rose (ZM18), and Black (ZM69). • Seats can be color coordinate to the mesh backs, with grade 4 "Match" fabric. • Optional Tungsten (TUN) frame, Add \$42.00 or Chrome (CH) frame, Add \$90.00 													
			OVERALL DIMENSIONS			SEAT DIMENSIONS			BACK DIMENSIONS							
			W	D	H	W	D	H	W	H						
			670	687	701	721	749	760	785	832	855	899	959	1034		
			23.5	27.5	35	19	17.5	17	20	18						
			RTA 00													

DESCRIPTION	FEATURES	MODEL#	STANDARD FABRIC GRADES												
			3	4	5	6	7	8	9	10	11	12	13	14	
 Mesh Back Side Chair COM Yardage: .75 Freight Class: 250 Product Weight (lbs.): 46 Cubic Feet Per Carton: 15.73	Does not stack. Ergonomic Features: M, N	8585	670	687	701	721	749	760	785	832	855	899	959	1034	
		OVERALL DIMENSIONS			SEAT DIMENSIONS			BACK DIMENSIONS							
		W	D	H	W	D	H	W	H						
					23.5	27.5	35	19	17.5	17	20	18			
			RTA 00												