











DESCRIPTION	FEATURES	MODEL#	STANDARD FABRIC GRADES												
			3	4	5	6	7	8	9	10	11	12	13	14	
 <p>High Back Synchro - Tilter w/ Back Angle Adj. COM Yardage: 2.50 Freight Class: 250 Product Weight (lbs.): 65 Cubic Feet Per Carton: 22.25</p>	High/Wide Back. Wide/Deep Seat. Ergonomic Features: A, B, C, D, E, G, H, L, M, N, Q, R, U	1252-0	1217	1276	1323	1393	1492	1528	1615	1781	1861	2015	2224	2485	
		1252LM-0	-	-	-	-	1492	-	-	1781	-	2015	2224	2485	
		OVERALL DIMENSIONS			SEAT DIMENSIONS			BACK DIMENSIONS							
		W	D	H	W	D	H	W	H						
		28	26	48.5	23.5	19-21.5	17-21	22	26.5-31.75						
													RTA 00		
 <p>High Back Multi - Tilter COM Yardage: 2.50 Freight Class: 250 Product Weight (lbs.): 67 Cubic Feet Per Carton: 22.25</p>	High/Wide Back. Wide/Deep Seat. Ergonomic Features: A, B, C, D, E, F, G, H, M, N, Q, R, S, U	1252-3	1217	1276	1323	1393	1492	1528	1615	1781	1861	2015	2224	2485	
		1252LM-3	-	-	-	-	1492	-	-	1781	-	2015	2224	2485	
		OVERALL DIMENSIONS			SEAT DIMENSIONS			BACK DIMENSIONS							
		W	D	H	W	D	H	W	H						
		28	26	48.5	23.5	19-21.5	17-21	22	26.5-31.75						
													RTA 00		
 <p>High Back Weight Sensing Synchro - Tilter COM Yardage: 2.50 Freight Class: 250 Product Weight (lbs.): 62 Cubic Feet Per Carton: 22.25</p>	High/Wide Back. Wide/Deep Seat. Ergonomic Features: A, B, C, D, E, H, L, M, N, Q, R, U	1252-8	1217	1276	1323	1393	1492	1528	1615	1781	1861	2015	2224	2485	
		1252LM-8	-	-	-	-	1492	-	-	1781	-	2015	2224	2485	
		OVERALL DIMENSIONS			SEAT DIMENSIONS			BACK DIMENSIONS							
		W	D	H	W	D	H	W	H						
		28	26	48.5	23.5	19-21.5	17-21	22	26.5-31.75						
													RTA 00		
 <p>Mid Back Synchro - Tilter w/ Back Angle Adj. COM Yardage: 1.75 Freight Class: 150 Product Weight (lbs.): 46 Cubic Feet Per Carton: 10.50</p>	Mid/Wide Back Wide/Deep Seat. Ergonomic Features: A, B, C, D, E, G, H, L, M, N, Q, R, U	1253-0	1162	1221	1268	1338	1437	1473	1560	1726	1806	1960	2169	2430	
		1253LM-0	-	-	-	-	1437	-	-	1726	-	1960	2169	2430	
		OVERALL DIMENSIONS			SEAT DIMENSIONS			BACK DIMENSIONS							
		W	D	H	W	D	H	W	H						
		28	26	44.5	23.5	19-21.5	17-21	22	22-27.25						
													RTA 00		
 <p>Mid Back Multi - Tilter COM Yardage: 1.75 Freight Class: 150 Product Weight (lbs.): 41 Cubic Feet Per Carton: 10.50</p>	Mid/Wide Back. Wide/Deep Seat. Ergonomic Features: A, B, C, D, E, F, G, H, M, N, Q, R, S, U	1253-3	1162	1221	1268	1338	1437	1473	1560	1726	1806	1960	2169	2430	
		1253LM-3	-	-	-	-	1437	-	-	1726	-	1960	2169	2430	
		OVERALL DIMENSIONS			SEAT DIMENSIONS			BACK DIMENSIONS							
		W	D	H	W	D	H	W	H						
		28	26	44.5	23.5	19-21.5	17-21	22	22-27.25						
													RTA 00		







DESCRIPTION	FEATURES	MODEL#	STANDARD FABRIC GRADES													
			3	4	5	6	7	8	9	10	11	12	13	14		
 <p>Mid Back Weight Sensing Synchro - Tilter COM Yardage: 1.75 Freight Class: 150 Product Weight (lbs.): 35 Cubic Feet Per Carton: 10</p>	Mid/Wide Back. Wide/Deep Seat. Ergonomic Features: A, B, C, D, E, H, L, M, N, Q, R, U		3	4	5	6	7	8	9	10	11	12	13	14		
		1253-8	1162	1221	1268	1338	1437	1473	1560	1726	1806	1960	2169	2430		
		1253LM-8	-	-	-	-	1437	-	-	1726	-	1960	2169	2430		
		Leather/Mock Leather														
		OVERALL DIMENSIONS			SEAT DIMENSIONS						BACK DIMENSIONS					
W D H			W D H			W D H			W D H			W D H				
28 26 44.5			23.5 19-21.5 17-21			22 22-27.25										
RTA 00																

DESCRIPTION	FEATURES	MODEL#	STANDARD FABRIC GRADES													
			3	4	5	6	7	8	9	10	11	12	13	14		
 <p>Extended Back Synchro - Tilter w/ Back Angle Adj. COM Yardage: 1.75 Freight Class: 250 Product Weight (lbs.): 40 Cubic Feet Per Carton: 10</p>	Extra Tall/Wide Back. Standard Seat. Ergonomic Features: A, B, C, D, E, G, H, L, M, N, Q, R, U		3	4	5	6	7	8	9	10	11	12	13	14		
		1254-0	1217	1282	1333	1411	1520	1559	1655	1837	1925	2094	2325	2612		
		1254LM-0	-	-	-	-	1520	-	-	1837	-	2094	2325	2612		
		Leather/Mock Leather														
		OVERALL DIMENSIONS			SEAT DIMENSIONS						BACK DIMENSIONS					
W D H			W D H			W D H			W D H			W D H				
28 24.5 53			23.5 17-19.5 17-21			22 31-36.25										
RTA 00																

DESCRIPTION	FEATURES	MODEL#	STANDARD FABRIC GRADES													
			3	4	5	6	7	8	9	10	11	12	13	14		
 <p>Extended Back Multi - Tilter COM Yardage: 1.75 Freight Class: 250 Product Weight (lbs.): 49 Cubic Feet Per Carton: 10.50</p>	Extra Tall/Wide Back. Standard Seat. Ergonomic Features: A, B, C, D, E, F, G, H, M, N, Q, R, S, U		3	4	5	6	7	8	9	10	11	12	13	14		
		1254-3	1217	1282	1333	1411	1520	1559	1655	1837	1925	2094	2325	2612		
		1254LM-3	-	-	-	-	1520	-	-	1837	-	2094	2325	2612		
		Leather/Mock Leather														
		OVERALL DIMENSIONS			SEAT DIMENSIONS						BACK DIMENSIONS					
W D H			W D H			W D H			W D H			W D H				
28 24.5 53			23.5 17-19.5 17-21			22 31-36.25										
RTA 00																

DESCRIPTION	FEATURES	MODEL#	STANDARD FABRIC GRADES													
			3	4	5	6	7	8	9	10	11	12	13	14		
 <p>Extended Back Weight Sensing Synchro - Tilter COM Yardage: 1.75 Freight Class: 250 Product Weight (lbs.): 54 Cubic Feet Per Carton: 10.50</p>	Extra Tall/Wide Back. Standard Seat. Ergonomic Features: A, B, C, D, E, H, L, M, N, Q, R, U		3	4	5	6	7	8	9	10	11	12	13	14		
		1254-8	1217	1282	1333	1411	1520	1559	1655	1837	1925	2094	2325	2612		
		1254LM-8	-	-	-	-	1520	-	-	1837	-	2094	2325	2612		
		Leather/Mock Leather														
		OVERALL DIMENSIONS			SEAT DIMENSIONS						BACK DIMENSIONS					
W D H			W D H			W D H			W D H			W D H				
28 24.5 53			23.5 17-19.5 17-21			22 31-36.25										
RTA 00																

DESCRIPTION	FEATURES	MODEL#	STANDARD FABRIC GRADES													
			3	4	5	6	7	8	9	10	11	12	13	14		
 <p>High Back Synchro - Tilter w/ Back Angle Adj. COM Yardage: 2.25 Freight Class: 250 Product Weight (lbs.): 67 Cubic Feet Per Carton: 11</p>	High/Wide Back. Standard Seat. Ergonomic Features: A, B, C, D, E, G, H, L, M, N, Q, R, U		3	4	5	6	7	8	9	10	11	12	13	14		
		1255-0	1162	1221	1268	1338	1437	1473	1560	1726	1806	1960	2169	2430		
		1255LM-0	-	-	-	-	1437	-	-	1726	-	1960	2169	2430		
		Leather/Mock Leather														
		OVERALL DIMENSIONS			SEAT DIMENSIONS						BACK DIMENSIONS					
W D H			W D H			W D H			W D H			W D H				
28 24.5 48			23.5 17-19.5 17-21			22 26.5-31.75										
RTA 00																

DESCRIPTION	FEATURES	MODEL#	STANDARD FABRIC GRADES													
			3	4	5	6	7	8	9	10	11	12	13	14		
 <p>High Back Multi - Tilter COM Yardage: 2.25 Freight Class: 250 Product Weight (lbs.): 69 Cubic Feet Per Carton: 11</p>	High/Wide Back. Standard Seat. Ergonomic Features: A, B, C, D, E, F, G, H, M, N, Q, R, S, U		3	4	5	6	7	8	9	10	11	12	13	14		
		1255-3	1162	1221	1268	1338	1437	1473	1560	1726	1806	1960	2169	2430		
		1255LM-3	-	-	-	-	1437	-	-	1726	-	1960	2169	2430		
		Leather/Mock Leather														
		OVERALL DIMENSIONS			SEAT DIMENSIONS						BACK DIMENSIONS					
	W	D	H	W	D	H	W	H								
	28	24.5	48.5	23.5	17-19.5	17-21	22	26.5-31.75								
				RTA 2												
 <p>High Back Weight Sensing Synchro - Tilter COM Yardage: 2 Freight Class: 250 Product Weight (lbs.): 67 Cubic Feet Per Carton: 10.50</p>	High/Wide Back. Standard Seat. Ergonomic Features: A, B, C, D, E, H, L, M, N, Q, R, U		3	4	5	6	7	8	9	10	11	12	13	14		
		1255-8	1162	1221	1268	1338	1437	1473	1560	1726	1806	1960	2169	2430		
		1255LM-8	-	-	-	-	1437	-	-	1726	-	1960	2169	2430		
		Leather/Mock Leather														
		OVERALL DIMENSIONS			SEAT DIMENSIONS						BACK DIMENSIONS					
	W	D	H	W	D	H	W	H								
	28	24.5	48.5	23.5	17-19.5	17-21	22	26.5-31.75								
				RTA 00												
 <p>Mid Back Synchro - Tilter w/ Back Angle Adj. COM Yardage: 2 Freight Class: 150 Product Weight (lbs.): 67 Cubic Feet Per Carton: 10.50</p>	Mid/Wide Back. Standard Seat. Ergonomic Features: A, B, C, D, E, G, H, L, M, N, Q, R, U		3	4	5	6	7	8	9	10	11	12	13	14		
		1256-0	1106	1165	1212	1282	1381	1417	1504	1670	1750	1904	2113	2374		
		1256LM-0	-	-	-	-	1381	-	-	1670	-	1904	2113	2374		
		Leather/Mock Leather														
		OVERALL DIMENSIONS			SEAT DIMENSIONS						BACK DIMENSIONS					
	W	D	H	W	D	H	W	H								
	28	24.5	44.5	23.5	17-19.5	17-21	22	22-27.25								
				RTA 00												
 <p>Mid Back Multi - Tilter COM Yardage: 2 Freight Class: 150 Product Weight (lbs.): 67 Cubic Feet Per Carton: 10.50</p>	Mid/Wide Back. Standard Seat. Ergonomic Features: A, B, C, D, E, F, G, H, M, N, Q		3	4	5	6	7	8	9	10	11	12	13	14		
		1256-3	1106	1165	1212	1282	1381	1417	1504	1670	1750	1904	2113	2374		
		1256LM-3	-	-	-	-	1381	-	-	1670	-	1904	2113	2374		
		Leather/Mock Leather														
		OVERALL DIMENSIONS			SEAT DIMENSIONS						BACK DIMENSIONS					
	W	D	H	W	D	H	W	H								
	28	24.5	44.5	23.5	17-19.5	17-21	22	22-27.25								
				RTA 00												
 <p>Mid Back Weight Sensing Synchro - Tilter COM Yardage: 2 Freight Class: 150 Product Weight (lbs.): 67 Cubic Feet Per Carton: 10.50</p>	Mid/Wide Back. Standard Seat. Ergonomic Features: A, B, C, D, E, H, L, M, N, Q, R, U		3	4	5	6	7	8	9	10	11	12	13	14		
		1256-8	1106	1165	1212	1282	1381	1417	1504	1670	1750	1904	2113	2374		
		1256LM-8	-	-	-	-	1381	-	-	1670	-	1904	2113	2374		
		Leather/Mock Leather														
		OVERALL DIMENSIONS			SEAT DIMENSIONS						BACK DIMENSIONS					
	W	D	H	W	D	H	W	H								
	28	24.5	44.5	23.5	17-19.5	17-21	22	22-27.25								
				RTA 00												