


DESCRIPTION	FEATURES	MODEL#	STANDARD FABRIC GRADES											
			3	4	5	6	7	8	9	10	11	12	13	14
		5955	543	582	612	658	723	753	812	906	978	1058	1224	1400
		5955LM	-	-	-	-	723	-	-	906	978	1058	1224	1400
<b>OVERALL DIMENSIONS</b>			<b>SEAT DIMENSIONS</b>			<b>BACK DIMENSIONS</b>								
			<b>W</b>	<b>D</b>	<b>H</b>	<b>W</b>	<b>D</b>	<b>H</b>	<b>W</b>	<b>H</b>				
			23.75	23.5	34.25	20	17	19	16	19				
<b>RTA 00</b>														

**Upholstered Cantilever Frame w/Loop Arms**  
 COM Yardage: 1.50  
 Freight Class: 150  
 Product Weight (lbs.): 35  
 Cubic Feet Per Carton: 13.75

**MARCHE™**



model 8624 (BCH)

model 8621 (CH)

**STANDARD FEATURES**

- A contemporary wood seating series.
- Legs are standard in Black.
- Does not stack.
- \*\*This item may require a longer lead time. Please contact your Global sales representative for further information.

**OPTIONAL FEATURES**

- Wood backs are available in Absolute (AAM), Black (BKM), Cherry (ACM), Cream (WTM), Espresso Cafe (ECM), English Oak (EOM), Fruitwood (TFM), Gray (HGM), Honey (AHM),

- Mahogany (TMM), Maple (AVM), Medium Walnut (MWM), Night (ASM), Shaker Cherry (SKM), Walnut (TWM), White (WHM) and Winter Cherry (WCM). Please Specify. Genuine maple faced veneers and solids are used.
- Optional finishes are available at an upcharge. For models 8621, 8622 or 8624 add \$62.00 for Chrome (CH) or Brushed Chrome (BCH), Add \$41.00 for Tungsten (TUN). For models 8621S, 8622S or 8624S add \$82.00 for Chrome (CH) or Brushed Chrome (BCH), Add \$58.00 for Tungsten (TUN).
- Available in fabric, most vinyls and leather.



**Side Chair** Open wood back  
 COM Yardage: .75  
 Freight Class: 250  
 Product Weight (lbs.): 43  
 Cubic Feet Per Carton: 15

Does not stack.

	3	4	5	6	7	8	9	10	11	12	13	14
	<b>8621</b>	758	813	827	847	876	886	911	959	981	1025	1086
<b>OVERALL DIMENSIONS</b>			<b>SEAT DIMENSIONS</b>			<b>BACK DIMENSIONS</b>						
			<b>W</b>	<b>D</b>	<b>H</b>	<b>W</b>	<b>D</b>	<b>H</b>	<b>W</b>	<b>H</b>		
			20	21	31.5	19	16.5	19	20	13.5		
<b>RTA 00</b>												



**Side Chair** Closed Upholstered Wood back  
 COM Yardage: .75  
 Freight Class: 250  
 Product Weight (lbs.): 43  
 Cubic Feet Per Carton: 15.73

Does not stack.


	3	4	5	6	7	8	9	10	11	12	13	14
	<b>8622</b>	766	833	855	889	937	954	996	1075	1113	1187	1287
<b>OVERALL DIMENSIONS</b>			<b>SEAT DIMENSIONS</b>			<b>BACK DIMENSIONS</b>						
			<b>W</b>	<b>D</b>	<b>H</b>	<b>W</b>	<b>D</b>	<b>H</b>	<b>W</b>	<b>H</b>		
			20	21	31.5	19	16.5	19	20	13.5		
<b>RTA 00</b>												





**Side Chair** Closed Wood Back  
 COM Yardage: .75  
 Freight Class: 250  
 Product Weight (lbs.): 43  
 Cubic Feet Per Carton: 15.73

Does not stack.

	3	4	5	6	7	8	9	10	11	12	13	14
	<b>8624</b>	758	813	827	847	876	886	911	959	981	1025	1086
<b>OVERALL DIMENSIONS</b>			<b>SEAT DIMENSIONS</b>			<b>BACK DIMENSIONS</b>						
			<b>W</b>	<b>D</b>	<b>H</b>	<b>W</b>	<b>D</b>	<b>H</b>	<b>W</b>	<b>H</b>		
			20	21	31.5	19	16.5	19	20	13.5		
<b>RTA 00</b>												

DESCRIPTION	FEATURES	MODEL#	STANDARD FABRIC GRADES											
			3	4	5	6	7	8	9	10	11	12	13	14
 <p><b>Barstool</b> Open Wood Back COM Yardage: .75 Freight Class: 250 Product Weight (lbs.): 43 Cubic Feet Per Carton: 21</p>	Does not stack.	<b>8621S</b>	987	1055	1067	1088	1117	1126	1151	1200	1222	1267	1327	1401
			<b>OVERALL DIMENSIONS</b>			<b>SEAT DIMENSIONS</b>			<b>BACK DIMENSIONS</b>					
		<b>W</b>	<b>D</b>	<b>H</b>	<b>W</b>	<b>D</b>	<b>H</b>	<b>W</b>	<b>H</b>					
		21.5	21	43	19	16.5	31	20	13.5					
			<b>RTA 00</b>											

DESCRIPTION	FEATURES	MODEL#	STANDARD FABRIC GRADES											
			3	4	5	6	7	8	9	10	11	12	13	14
 <p><b>Barstool</b> Closed Upholstered Wood Back COM Yardage: 1.25 Freight Class: 250 Product Weight (lbs.): 43 Cubic Feet Per Carton: 21</p>	Does not stack.	<b>8622S</b>	1025	1105	1127	1162	1209	1226	1268	1347	1385	1459	1559	1684
			<b>OVERALL DIMENSIONS</b>			<b>SEAT DIMENSIONS</b>			<b>BACK DIMENSIONS</b>					
		<b>W</b>	<b>D</b>	<b>H</b>	<b>W</b>	<b>D</b>	<b>H</b>	<b>W</b>	<b>H</b>					
		21.5	21	43	19	16.5	31	20	13.5					
			<b>RTA 00</b>											

DESCRIPTION	FEATURES	MODEL#	STANDARD FABRIC GRADES											
			3	4	5	6	7	8	9	10	11	12	13	14
 <p><b>Barstool</b> Closed Wood Back COM Yardage: .75 Freight Class: 250 Product Weight (lbs.): 43 Cubic Feet Per Carton: 21</p>	Does not stack.	<b>8624S</b>	987	1055	1067	1088	1117	1126	1151	1200	1222	1267	1327	1401
			<b>OVERALL DIMENSIONS</b>			<b>SEAT DIMENSIONS</b>			<b>BACK DIMENSIONS</b>					
		<b>W</b>	<b>D</b>	<b>H</b>	<b>W</b>	<b>D</b>	<b>H</b>	<b>W</b>	<b>H</b>					
		21.5	21	43	19	16.5	31	20	13.5					
			<b>RTA 00</b>											