

JEO



model 8434



model 8433-4



Optional Quilted Stitch Back (Q).



Optional 5 prong base with glides (G).



model 8435-22-24



model 8436-15-30

STANDARD FEATURES

- Jeo is a contemporary, retro - inspired series with versatility for a variety of workplace applications.
- The tailored box styling functions well in lounge, conferencing, collaboration and side/guest environments.
- Three seating models: swivel tilter with a 5 prong caster base, a swivel self-centering return with a stationary round pedestal base or a matching four legged Arm Chair.
- Model 8433-4 is standard with a 5 prong aluminum base with carpet casters (HC).
- Jeo also offers two styles of matching pedestal base occasional tables with a round or square laminate top, available in two height sizes --- 15" and 22" high.

OPTIONAL FEATURES

- Chairs can be upholstered in fabric, vinyl, leather or a combination of two or more materials. The upholstery surfaces are seamed together with tailored double stitch detailing.
- Chairs are available with an Optional Quilted Stitch back. Please specify (Q). Add \$140.00
- Optional 5 prong aluminum base with glides. Please specify (G).
- Optional soft casters are available on the 5 prong base. Please specify (SC) . Add \$87.00
- The round pedestal base and 4 legged frame are available in Chrome (CH) or Brushed Chrome (BCH). Please specify.
- Occasional tables are available in the following laminate finishes to coordinate with Global casegoods and wood seating; Tiger Mahogany (TMA), Tiger Walnut (TWL), Tiger Maple (TMP), Tiger Fruitwood (TFW), Avant Cherry (AWC), Avant Honey (AWH), Constellation Java (CSJ), Brushed Cobalt (BRC), Dark Espresso (DES), Winter Cherry (WCR), White (WHT), Black (BLK), Absolute Acajou (ACJ), Asian Night (ASN), White Chocolate (WHC), Shaker Cherry (SKC) and Hayden Grey (HGT). Please Specify.

DESCRIPTION	FEATURES	MODEL#	STANDARD FABRIC GRADES													
			3	4	5	6	7	8	9	10	11	12	13	14		



Self-Centering Lounge Chair on Pedestal Base
 COM Yardage: 2.50
 Freight Class: 250
 Product Weight (lbs.): 50
 Cubic Feet Per Carton: 22

Ergonomic Features:
 C

	3	4	5	6	7	8	9	10	11	12	13	14
8434	1508	1567	1614	1684	1783	1819	1906	2072	2152	2306	2515	2776

OVERALL DIMENSIONS			SEAT DIMENSIONS			BACK DIMENSIONS	
W	D	H	W	D	H	W	H
26	25	30-32.5	20	19	16.5-19	20	15



Swivel Tilter Chair
 COM Yardage: 2.50
 Freight Class: 250
 Product Weight (lbs.): 50
 Cubic Feet Per Carton: 22

Ergonomic Features:
 A, B, C, S

	3	4	5	6	7	8	9	10	11	12	13	14
8433-4	1023	1079	1124	1191	1286	1320	1404	1563	1639	1786	1987	2236



OVERALL DIMENSIONS			SEAT DIMENSIONS			BACK DIMENSIONS	
W	D	H	W	D	H	W	H
26	25	30-32.5	20	19	16.5-19	20	15



Arm Chair
 COM Yardage: 2.50
 Freight Class: 250
 Product Weight (lbs.): 50
 Cubic Feet Per Carton: 22

	3	4	5	6	7	8	9	10	11	12	13	14
8437	995	1060	1111	1187	1295	1346	1444	1600	1721	1855	2130	2424

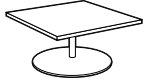
OVERALL DIMENSIONS			SEAT DIMENSIONS			BACK DIMENSIONS	
W	D	H	W	D	H	W	H
26	25	32.5	20	19	18	20	15

DESCRIPTION	FEATURES	MODEL#	STANDARD FABRIC GRADES													
			3	4	5	6	7	8	9	10	11	12	13	14		
 <p>15" H Round End Table - 24" Dia. Top on Pedestal Base COM Yardage: n/a Freight Class: 150 Product Weight (lbs.): 44 Cubic Feet Per Carton: 10</p>		8435-1524	926													
					OVERALL DIMENSIONS			SEAT DIMENSIONS			BACK DIMENSIONS					
					W	Dia.	H	W	D	H	W	H				
				24		15										
 <p>15" H Round Coffee Table - 30" Dia. Top on Pedestal Base COM Yardage: n/a Freight Class: 150 Product Weight (lbs.): 44 Cubic Feet Per Carton: 10</p>		8435-1530	1081													
					OVERALL DIMENSIONS			SEAT DIMENSIONS			BACK DIMENSIONS					
					W	Dia.	H	W	D	H	W	H				
				30		15										
 <p>22" H Round End Table - 24" Dia. Top on Pedestal Base COM Yardage: n/a Freight Class: 150 Product Weight (lbs.): 44 Cubic Feet Per Carton: 10</p>		8435-2224	1015													
					OVERALL DIMENSIONS			SEAT DIMENSIONS			BACK DIMENSIONS					
					W	Dia.	H	W	D	H	W	H				
				24		22										
 <p>22" H Round Coffee Table - 30" Dia. Top on Pedestal Base COM Yardage: n/a Freight Class: 150 Product Weight (lbs.): 44 Cubic Feet Per Carton: 10</p>		8435-2230	1169													
					OVERALL DIMENSIONS			SEAT DIMENSIONS			BACK DIMENSIONS					
					W	Dia.	H	W	D	H	W	H				
				30		22										
 <p>15" H Square End Table - 24" Top on Pedestal Base COM Yardage: n/a Freight Class: 150 Product Weight (lbs.): 44 Cubic Feet Per Carton: 10</p>		8436-1524	926													
					OVERALL DIMENSIONS			SEAT DIMENSIONS			BACK DIMENSIONS					
					W	D	H	W	D	H	W	H				
				24	24	15										

DESCRIPTION	FEATURES	MODEL#	STANDARD FABRIC GRADES											
			3	4	5	6	7	8	9	10	11	12	13	14

3	4	5	6	7	8	9	10	11	12	13	14
---	---	---	---	---	---	---	----	----	----	----	----

8436-1530 1081



15" H Square End Coffee - 30" Top on Pedestal Base

COM Yardage: n/a
 Freight Class: 150
 Product Weight (lbs.): 44
 Cubic Feet Per Carton: 10

OVERALL DIMENSIONS			SEAT DIMENSIONS			BACK DIMENSIONS	
W	D	H	W	D	H	W	H
30	30	15					

3	4	5	6	7	8	9	10	11	12	13	14
---	---	---	---	---	---	---	----	----	----	----	----

8436-2224 1015



22" H Square End Table - 24" Top on Pedestal Base

COM Yardage: n/a
 Freight Class: 150
 Product Weight (lbs.): 44
 Cubic Feet Per Carton: 10

OVERALL DIMENSIONS			SEAT DIMENSIONS			BACK DIMENSIONS	
W	D	H	W	D	H	W	H
24	24	22					

3	4	5	6	7	8	9	10	11	12	13	14
---	---	---	---	---	---	---	----	----	----	----	----

8436-2230 1169



22" H Square End Coffee - 30" Top on Pedestal Base

COM Yardage: n/a
 Freight Class: 150
 Product Weight (lbs.): 44
 Cubic Feet Per Carton: 10

OVERALL DIMENSIONS			SEAT DIMENSIONS			BACK DIMENSIONS	
W	D	H	W	D	H	W	H
30	30	22					