

JARVIS™



model 3491



model 3492

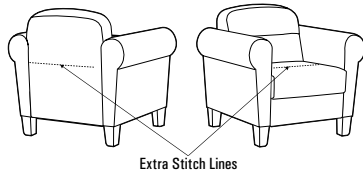
STANDARD FEATURES




- Featuring a timeless look with a sophisticated rolled arm
- Fully upholstered. Tapered wood legs.

OPTIONAL FEATURES

- Tapered wood legs are available in Absolute (AAM), Black (BKM), Cherry (ACM), Espresso Cafe (ECM), English Oak (EOM), Fruitwood (TFM), Gray (HGM), Honey (AHM), Mahogany (TMM), Maple (AVM), Medium Walnut (MWM), Night (ASM), Shaker Cherry (SKM), Walnut (TWM), WC Cream (WTM), White (WHM) and Winter Cherry (WCE). Please Specify. Genuine maple faced veneers and solids are used.
- Not available in Leatherite Vinyl (Grade 1).

STITCH DETAIL WHEN UPHOLSTERED IN ALL LEATHER - ILLUSTRATIONS BELOW



DESCRIPTION	FEATURES	MODEL#	STANDARD FABRIC GRADES												
			3	4	5	6	7	8	9	10	11	12	13	14	
 <p>Lounge Chair COM Yardage: 4.75 Freight Class: 150 Product Weight (lbs.): 83 Cubic Feet Per Carton: 19.25</p>		3491	1397	1509	1597	1731	1920	1987	2152	2468	2619	2912	3310	3806	
		3491LM	-	-	-	-	1966	-	-	2515	2685	2959	3375	3871	
			OVERALL DIMENSIONS			SEAT DIMENSIONS			BACK DIMENSIONS						
			W	D	H	W	D	H	W	H					
			33	29	31	21	19	17	21	14.5					
			RTA 00												
 <p>Two Seat Sofa COM Yardage: 7 Freight Class: 250 Product Weight (lbs.): 114 Cubic Feet Per Carton: 41.25</p>		3492	1881	2045	2176	2373	2651	2751	2994	3459	3682	4114	4700	5431	
		3492LM	-	-	-	-	2897	-	-	3706	3956	4361	4973	5704	
			OVERALL DIMENSIONS			SEAT DIMENSIONS			BACK DIMENSIONS						
			W	D	H	W	D	H	W	H					
			54	29	31	42.5	19	17	42.5	14.5					
			RTA 00												
 <p>Three Seat Sofa COM Yardage: 9.25 Freight Class: 250 Product Weight (lbs.): 132 Cubic Feet Per Carton: 55.50</p>		3493	2414	2603	2753	2977	3292	3409	3684	4214	4470	4964	5632	6466	
		3493LM	-	-	-	-	3604	-	-	4525	4811	5271	5972	6806	
			OVERALL DIMENSIONS			SEAT DIMENSIONS			BACK DIMENSIONS						
			W	D	H	W	D	H	W	H					
			74.5	29	31	64	19	17	64	14.5					
			RTA 00												