

ESD SEATING



model 3256-52



model 9667-52 (C42)



52 - Electrostatic Discharge (ESD)

Designed to direct static electricity away from delicate equipment, electronic components or volatile chemicals.


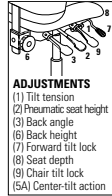

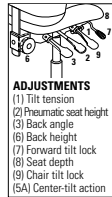

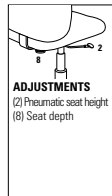
* Images shown are for illustration purposes only.


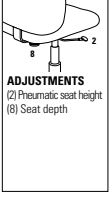

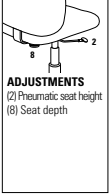

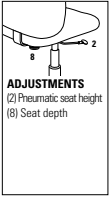

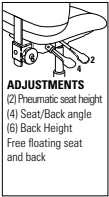

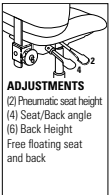
STANDARD FEATURES


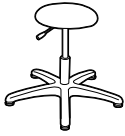
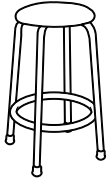
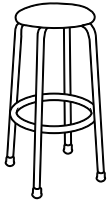

- *ESD models have a polished aluminum base.
- Use of an ESD chair does not guarantee the dissipation of static electricity. Other products (that may include an ESD chair mat, etc.) as part of an ESD design or system may be necessary depending on the specific situation.
- Granada models feature a molded seat and contoured back with enhanced lumbar support.
- Granada models are standard with fixed height T-arms with upholstered kidney shaped armcaps (2Z). In Black Only.
- No other conductive arms are available.
- Chrome chip/corrosion/humidity resistant pneumatic lift cylinders and frames.
- Chairs have a 5" chrome pneumatic cylinder, stools have a 10" chrome pneumatic cylinder.
- All chairs and stools have chrome back uprights and frames.
- Clear protective back bumper (full surround) is standard on all models.
- Standard with a five-legged, polished aluminum base.
- C38R casters are standard. These casters are suitable for hard surface flooring. Not Available on models 9601-52 and 9604-52.
- For models 9601-52 and 9604-52 a polished aluminum base with C42 ESD Glides are standard.
- All Work Stools and Heavy Duty Bench Stools have chrome frames.
- Work stools are shipped fully set-up.

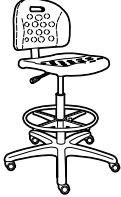




OPTIONAL FEATURES

- Please see page 343 for additional caster options. Optional casters may be priced higher than the standard casters for your chair and the difference will be charged. Lower priced optional casters will not be credited.
- See page 321 for available fabrics. Special grade 5 fabrics and grade 7 vinyl are available.

DESCRIPTION	FEATURES	MODEL#	STANDARD FABRIC GRADES															
			3	4	5	6	7	8	9	10	11	12	13	14				
 LB Multi-Tilter COM Yardage: 1.50 Freight Class: 250 Product Weight (lbs.): 250 Cubic Feet Per Carton: 13	 ADJUSTMENTS (1) Tilt tension (2) Pneumatic seat height (3) Back angle (6) Back height (7) Forward tilt lock (8) Seat depth (9) Chair tilt lock (5A) Center-tilt action	Granada Ergonomic Features: A, B, C, D, E, F, G, H, M, N, Q, S	3212-52	-	-	1402	-	1507	-	-	-	-	-	-	-			
			OVERALL DIMENSIONS			SEAT DIMENSIONS			BACK DIMENSIONS									
			W	D	H	W	D	H	W	H								
	26.5	24	40	20.5	17-19.5	18-23	19	17.5-21.5										
				RTA 2														
 HB Multi-Tilter COM Yardage: 1.75 Freight Class: 150 Product Weight (lbs.): 57 Cubic Feet Per Carton: 13	 ADJUSTMENTS (1) Tilt tension (2) Pneumatic seat height (3) Back angle (6) Back height (7) Forward tilt lock (8) Seat depth (9) Chair tilt lock (5A) Center-tilt action	Granada Ergonomic Features: A, B, C, D, E, F, G, H, M, N, Q, S	3217-52	-	-	1443	-	1583	-	-	-	-	-	-	-			
			OVERALL DIMENSIONS			SEAT DIMENSIONS			BACK DIMENSIONS									
			W	D	H	W	D	H	W	H								
	26.5	24.5	43	20.5	17-19.5	18-23	19	21.5-25.5										
				RTA 2														
 LB Task - Armless COM Yardage: 1.50 Freight Class: 250 Product Weight (lbs.): 34 Cubic Feet Per Carton: 13	 ADJUSTMENTS (2) Pneumatic seat height (6) Seat depth	Granada Ergonomic Features: C, E, M, N	3254-52	-	-	1029	-	1135	-	-	-	-	-	-	-			
			OVERALL DIMENSIONS			SEAT DIMENSIONS			BACK DIMENSIONS									
			W	D	H	W	D	H	W	H								
	20.5	24	38	20.5	17.5-19	17-22	19	19										
				RTA 2														

DESCRIPTION	FEATURES	MODEL#	STANDARD FABRIC GRADES													
			3	4	5	6	7	8	9	10	11	12	13	14		
 LB Task - w/2Z Arms COM Yardage: 1.50 Freight Class: 250 Product Weight (lbs.): 42 Cubic Feet Per Carton: 13	 ADJUSTMENTS (Z) Pneumatic seat height (B) Seat depth	3255-52	-	-	1152	-	1260	-	-	-	-	-	-	-		
			OVERALL DIMENSIONS			SEAT DIMENSIONS			BACK DIMENSIONS							
			W	D	H	W	D	H	W	H						
			26.5	24	38	20.5	17.5-19	17-22	19	19						
	Granada	Ergonomic Features: C, E, M, N	RTA 2													
 Stool Task - Armless COM Yardage: 1.50 Freight Class: 250 Product Weight (lbs.): 39 Cubic Feet Per Carton: 13	 ADJUSTMENTS (Z) Pneumatic seat height (B) Seat depth	3256-52	-	-	1157	-	1263	-	-	-	-	-	-	-		
			OVERALL DIMENSIONS			SEAT DIMENSIONS			BACK DIMENSIONS							
			W	D	H	W	D	H	W	H						
			20.5	24	48	20.5	17.5-19	24-34	19	19						
	Granada	Ergonomic Features: C, E, M, N	RTA 2													
 Stool Task - w/3N Arms COM Yardage: 1.50 Freight Class: 250 Product Weight (lbs.): 45 Cubic Feet Per Carton: 15.50	 ADJUSTMENTS (Z) Pneumatic seat height (B) Seat depth	3257-52	-	-	1335	-	1442	-	-	-	-	-	-	-		
			OVERALL DIMENSIONS			SEAT DIMENSIONS			BACK DIMENSIONS							
			W	D	H	W	D	H	W	H						
			25.5	24	48	20.5	17.5-19	24-34	19	19						
	Granada	Ergonomic Features: C, E, H, M, N, Q	RTA 2													
 Stool Operator - Armless COM Yardage: 1.50 Freight Class: 250 Product Weight (lbs.): 46 Cubic Feet Per Carton: 13	 ADJUSTMENTS (Z) Pneumatic seat height (A) Seat/Back angle (B) Back Height Free floating seat and back	3278-52	-	-	1352	-	1458	-	-	-	-	-	-	-		
			OVERALL DIMENSIONS			SEAT DIMENSIONS			BACK DIMENSIONS							
			W	D	H	W	D	H	W	H						
			20.5	23.5	48	20.5	17.5	24-34	19	17.5-21.5						
	Granada	Ergonomic Features: C, D, F, G, M, N	RTA 2													
 Stool Operator - w/3N Arms COM Yardage: 1.50 Freight Class: 250 Product Weight (lbs.): 54 Cubic Feet Per Carton: 15.50	 ADJUSTMENTS (Z) Pneumatic seat height (A) Seat/Back angle (B) Back Height Free floating seat and back	3288-52	-	-	1473	-	1577	-	-	-	-	-	-	-		
			OVERALL DIMENSIONS			SEAT DIMENSIONS			BACK DIMENSIONS							
			W	D	H	W	D	H	W	H						
			26.5	23.5	48	20.5	17.5	24-34	19	17.5-21.5						
	Granada	Ergonomic Features: C, D, F, G, H, M, N, Q	RTA 2													

DESCRIPTION	FEATURES	MODEL#	STANDARD FABRIC GRADES											
			3	4	5	6	7	8	9	10	11	12	13	14
 <p>Minotaur - Work Stool COM Yardage: .75 Freight Class: 250 Product Weight (lbs.): 14 Cubic Feet Per Carton: 6.75</p>	5" Pneumatic Ergonomic Features: C	9602-52	591	-	-	-	-	-	-	-	-	-	-	-
		OVERALL DIMENSIONS W D H			SEAT DIMENSIONS W D H			BACK DIMENSIONS W H						
		14	14	17.5	14	-	15-20	-	-					
 <p>Minotaur - Work Stool COM Yardage: .75 Freight Class: 300 Product Weight (lbs.): 16 Cubic Feet Per Carton: 13</p>	10" Pneumatic Ergonomic Features: C	9604-52	637	-	-	-	-	-	-	-	-	-	-	
		OVERALL DIMENSIONS W D H			SEAT DIMENSIONS W D H			BACK DIMENSIONS W H						
		14	14	26.5	14	-	21.5-31.5	-	-					
 <p>Minotaur - Heavy Duty Work Stool COM Yardage: .75 Freight Class: 250 Product Weight (lbs.): 17 Cubic Feet Per Carton: 5.50</p>		9624-52	514	-	-	-	-	-	-	-	-	-	-	
	OVERALL DIMENSIONS W D H			SEAT DIMENSIONS W D H			BACK DIMENSIONS W H							
	16	16	27.5	14	-	27.5	-	-						
 <p>Minotaur - Heavy Duty Work Stool COM Yardage: .75 Freight Class: 250 Product Weight (lbs.): 19 Cubic Feet Per Carton: 5.50</p>		9632-52	531	-	-	-	-	-	-	-	-	-	-	
	OVERALL DIMENSIONS W D H			SEAT DIMENSIONS W D H			BACK DIMENSIONS W H							
	16	16	32.5	14	-	32.5	-	-						
 <p>Minotaur - Work Stool Task COM Yardage: N/A Freight Class: 250 Product Weight (lbs.): 26 Cubic Feet Per Carton: 13</p>	5" Pneumatic Ergonomic Features: C, E	9662-52	894	-	-	-	-	-	-	-	-	-	-	
		OVERALL DIMENSIONS W D H			SEAT DIMENSIONS W D H			BACK DIMENSIONS W H						
		18	21	32	18	16.5-19	14-19	16.5	16					

DESCRIPTION	FEATURES	MODEL#	STANDARD FABRIC GRADES											
			3	4	5	6	7	8	9	10	11	12	13	14
 <p>Minotaur - Work Stool Task COM Yardage: N/A Freight Class: 250 Product Weight (lbs.): 33 Cubic Feet Per Carton: 13</p>	10" Pneumatic Ergonomic Features: C, E	9663-52	1034	-	-	-	-	-	-	-	-	-	-	-
		OVERALL DIMENSIONS W D H			SEAT DIMENSIONS W D H			BACK DIMENSIONS W H						
		18	20.5	42	18	16.5-19	20-30	16.5	16.5					
 <p>Minotaur - Stool Posture Task COM Yardage: N/A Freight Class: 250 Product Weight (lbs.): 30 Cubic Feet Per Carton: 13</p>	5" Pneumatic Ergonomic Features: C, D	9664-52	987	-	-	-	-	-	-	-	-	-	-	
		OVERALL DIMENSIONS W D H			SEAT DIMENSIONS W D H			BACK DIMENSIONS W H						
		18	20	31	18	16	14-19	16.5	12.5-19					
 <p>Minotaur - Stool Posture Task COM Yardage: N/A Freight Class: 250 Product Weight (lbs.): 33 Cubic Feet Per Carton: 13</p>	10" Pneumatic Ergonomic Features: C, D	9665-52	1126	-	-	-	-	-	-	-	-	-	-	
		OVERALL DIMENSIONS W D H			SEAT DIMENSIONS W D H			BACK DIMENSIONS W H						
		18	20	39	39	16	20.5-30.5	16.5	12.5-19					
 <p>Minotaur - Stool Operator COM Yardage: N/A Freight Class: 250 Product Weight (lbs.): 34 Cubic Feet Per Carton: 13</p>	5" Pneumatic Ergonomic Features: C, D, F, G	9666-52	1117	-	-	-	-	-	-	-	-	-	-	
		OVERALL DIMENSIONS W D H			SEAT DIMENSIONS W D H			BACK DIMENSIONS W H						
		18	20.5	32	18	17	15-20	16.5	12.5-19					
 <p>Minotaur - Stool Operator COM Yardage: N/A Freight Class: 250 Product Weight (lbs.): 35 Cubic Feet Per Carton: 13</p>	10" Pneumatic Ergonomic Features: C, D, F, G	9667-52	1256	-	-	-	-	-	-	-	-	-	-	
		OVERALL DIMENSIONS W D H			SEAT DIMENSIONS W D H			BACK DIMENSIONS W H						
		18	20.5	42	18	17	21-31	16.5	12.5-19					