

ACADEMIC TASK SEATING



model S2237-6 (3N) Goal



model S3255 (3N) Granada



model S2312 Score




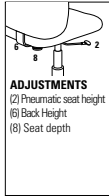


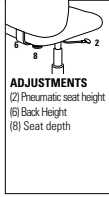


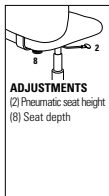

model S2343-6 Yorkdale


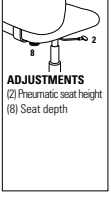


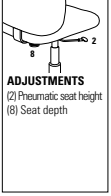


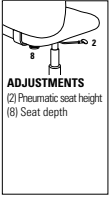


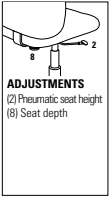


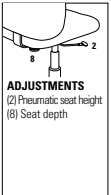

STANDARD FEATURES


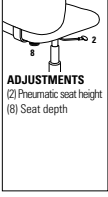

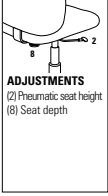

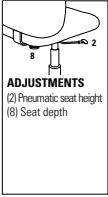

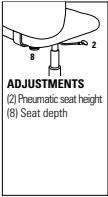

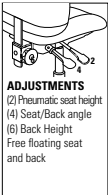
- Durable task seating designed to sustain years of use in educational and training room applications.
- The back bar is welded to the chair mechanism and the backrest is permanently fixed in height and angle.
- Standard with adjustable height T-arms with curved urethane armcaps (3N) in Black Only.
- All models are standard with a five-legged, injection molded base.
- Base and frame available in Black (BK) Only.
- C65 casters are standard.
- Vari-Width Adapter Plate (WA) (This is a Standard Feature for Granada & Yorkdale models. An Option for Goal models. Add \$56.00. (Not available on Score models). Available when chair is ordered with adjustable height arms. Allows each arm to move outward an additional 2" (for a total of 4" extra seat width) and locks with the use of an easy to maneuver lever.


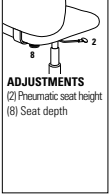
OPTIONAL FEATURES

- See page 342 for additional arm options.
- Please see page 343 for additional caster options. Optional casters may be priced higher than the standard casters for your chair and the difference will be charged. Lower priced optional casters will not be credited.
- Vinyl Bumper Guard: This is a standard feature for Granada, Malaga, Goal, Score & Yorkdale. As an Option on Obusforme & Supra X. Add \$16.00. Available with back edge vinyl bumper guard option (VBG).
- Granada Models Only: Available in Memory Foam. Use code "MF" and Add \$76.00.
- Granada Models Only: Black base with chrome footring. Specify "B3". Add \$80.00.

DESCRIPTION	FEATURES	MODEL#	STANDARD FABRIC GRADES												
			3	4	5	6	7	8	9	10	11	12	13	14	
 <p><b>LB Task w/3N Arms</b> COM Yardage: 1.50 Freight Class: 150 Product Weight (lbs.): 38 Cubic Feet Per Carton: 9</p>	 <p><b>ADJUSTMENTS</b> (2) Pneumatic seat height (6) Back-Height (8) Seat depth</p>	<b>S2237-6</b>	428	466	494	538	597	620	675	777	826	919	1050	1212	
		<b>OVERALL DIMENSIONS</b>			<b>SEAT DIMENSIONS</b>			<b>BACK DIMENSIONS</b>							
		<b>W</b>	<b>D</b>	<b>H</b>	<b>W</b>	<b>D</b>	<b>H</b>	<b>W</b>	<b>H</b>						
		24	23.5	37.5	20.5	17	16-21	18.5	19						
			<b>RTA 2</b>												
 <p><b>LB Task Armless</b> COM Yardage: 1.50 Freight Class: 250 Product Weight (lbs.): 302 Cubic Feet Per Carton: 9</p>	 <p><b>ADJUSTMENTS</b> (2) Pneumatic seat height (6) Back-Height (8) Seat depth</p>	<b>S2239-6</b>	339	377	405	448	510	531	586	688	736	832	961	1124	
		<b>OVERALL DIMENSIONS</b>			<b>SEAT DIMENSIONS</b>			<b>BACK DIMENSIONS</b>							
		<b>W</b>	<b>D</b>	<b>H</b>	<b>W</b>	<b>D</b>	<b>H</b>	<b>W</b>	<b>H</b>						
		20	23.5	37.5	20.5	17	16-21	18.5	19						
			<b>RTA 2</b>												
 <p><b>LB Task Chair Armless/Plain Back</b> COM Yardage: 1.50 Freight Class: 250 Product Weight (lbs.): 34 Cubic Feet Per Carton: 9.75</p>	 <p><b>ADJUSTMENTS</b> (2) Pneumatic seat height (8) Seat depth</p>	<b>S3254</b>	498	537	565	608	668	691	746	848	896	991	1122	1283	
		<b>OVERALL DIMENSIONS</b>			<b>SEAT DIMENSIONS</b>			<b>BACK DIMENSIONS</b>							
		<b>W</b>	<b>D</b>	<b>H</b>	<b>W</b>	<b>D</b>	<b>H</b>	<b>W</b>	<b>H</b>						
		20.5	24.5	38	20.5	18.5	16.5-21.5	19	18.5						
			<b>RTA 2</b>												

DESCRIPTION	FEATURES	MODEL#	STANDARD FABRIC GRADES														
			3	4	5	6	7	8	9	10	11	12	13	14			
 <b>LB Task Chair</b> w/Arm/Plain Back COM Yardage: 1.50 Freight Class: 150 Product Weight (lbs.): 40 Cubic Feet Per Carton: 9.75	 <b>ADJUSTMENTS</b> (Z) Pneumatic seat height (B) Seat depth	<b>S3255</b>	619	655	684	729	788	810	865	968	1017	1112	1240	1403			
			<b>OVERALL DIMENSIONS</b>			<b>SEAT DIMENSIONS</b>			<b>BACK DIMENSIONS</b>								
			<b>W</b>	<b>D</b>	<b>H</b>	<b>W</b>	<b>D</b>	<b>H</b>	<b>W</b>	<b>H</b>							
			25	24.5	38	20.5	18.5	16.5-21.5	19	18.5							
			<b>RTA 2</b>														
 <b>LB Task</b> w/Arms COM Yardage: 1.50 Freight Class: 250 Product Weight (lbs.): 37 Cubic Feet Per Carton: 9.75	 <b>ADJUSTMENTS</b> (Z) Pneumatic seat height (B) Seat depth	<b>S3141-6</b>	799	834	864	908	968	990	1044	1148	1196	1290	1420	1583			
			<b>OVERALL DIMENSIONS</b>			<b>SEAT DIMENSIONS</b>			<b>BACK DIMENSIONS</b>								
			<b>W</b>	<b>D</b>	<b>H</b>	<b>W</b>	<b>D</b>	<b>H</b>	<b>W</b>	<b>H</b>							
			25.5	26	39.5	19.5	19	17-22	18	22							
			<b>RTA 1</b>														
 <b>LB Task</b> Armless COM Yardage: 1.50 Freight Class: 250 Product Weight (lbs.): 32 Cubic Feet Per Carton: 9.75	 <b>ADJUSTMENTS</b> (Z) Pneumatic seat height (B) Seat depth	<b>S3147-6</b>	618	654	683	727	787	809	864	966	1015	1110	1239	1402			
			<b>OVERALL DIMENSIONS</b>			<b>SEAT DIMENSIONS</b>			<b>BACK DIMENSIONS</b>								
			<b>W</b>	<b>D</b>	<b>H</b>	<b>W</b>	<b>D</b>	<b>H</b>	<b>W</b>	<b>H</b>							
			20	26	39.5	20	18.5	17-22	19.5	18-20							
			<b>RTA 1</b>														
 <b>Drafting chair - Task</b> w/Arms COM Yardage: 1.50 Freight Class: 150 Product Weight (lbs.): 42 Cubic Feet Per Carton: 10	 <b>ADJUSTMENTS</b> (Z) Pneumatic seat height (B) Seat depth	<b>S3148-6</b>	1094	1129	1158	1203	1263	1285	1339	1443	1491	1587	1715	1878			
			<b>OVERALL DIMENSIONS</b>			<b>SEAT DIMENSIONS</b>			<b>BACK DIMENSIONS</b>								
			<b>W</b>	<b>D</b>	<b>H</b>	<b>W</b>	<b>D</b>	<b>H</b>	<b>W</b>	<b>H</b>							
			26	27	46	20	18-20	23-31	19.5	19							
			<b>RTA 1</b>														
 <b>Drafting chair - Task</b> Armless COM Yardage: 1.50 Freight Class: 250 Product Weight (lbs.): 35 Cubic Feet Per Carton: 9.75	 <b>ADJUSTMENTS</b> (Z) Pneumatic seat height (B) Seat depth	<b>S3149-6</b>	957	994	1023	1066	1126	1149	1203	1306	1354	1448	1577	1740			
			<b>OVERALL DIMENSIONS</b>			<b>SEAT DIMENSIONS</b>			<b>BACK DIMENSIONS</b>								
			<b>W</b>	<b>D</b>	<b>H</b>	<b>W</b>	<b>D</b>	<b>H</b>	<b>W</b>	<b>H</b>							
			20	27	46	20	18	23-31	18.5	19							
			<b>RTA 1</b>														

DESCRIPTION	FEATURES	MODEL#	STANDARD FABRIC GRADES																											
			3	4	5	6	7	8	9	10	11	12	13	14																
 <p><b>MB Task</b> COM Yardage: 1.25 Freight Class: 250 Product Weight (lbs.): 36 Cubic Feet Per Carton: 10.75</p>	 <p><b>ADJUSTMENTS</b> (2) Pneumatic seat height (8) Seat depth</p>	<p><b>Supra-X</b></p> <p>Ergonomic Features: C, E, H, M, N, Q</p>	<table border="1"> <tr> <td><b>S5336-6</b></td> <td>598</td> <td>623</td> <td>642</td> <td>671</td> <td>711</td> <td>729</td> <td>763</td> <td>832</td> <td>865</td> <td>930</td> <td>1014</td> <td>1123</td> </tr> </table>												<b>S5336-6</b>	598	623	642	671	711	729	763	832	865	930	1014	1123			
			<b>S5336-6</b>	598	623	642	671	711	729	763	832	865	930	1014	1123															
			<table border="1"> <thead> <tr> <th colspan="3">OVERALL DIMENSIONS</th> <th colspan="3">SEAT DIMENSIONS</th> <th colspan="3">BACK DIMENSIONS</th> </tr> <tr> <th>W</th> <th>D</th> <th>H</th> <th>W</th> <th>D</th> <th>H</th> <th>W</th> <th>H</th> </tr> </thead> <tbody> <tr> <td>28</td> <td>24</td> <td>38.5</td> <td>20</td> <td>18</td> <td>17-22</td> <td>18</td> <td>19</td> </tr> </tbody> </table>			OVERALL DIMENSIONS			SEAT DIMENSIONS			BACK DIMENSIONS			W	D	H	W	D	H	W	H	28	24	38.5	20	18	17-22	18	19
OVERALL DIMENSIONS			SEAT DIMENSIONS			BACK DIMENSIONS																								
W	D	H	W	D	H	W	H																							
28	24	38.5	20	18	17-22	18	19																							
 <p><b>MB Task Armless</b> COM Yardage: 1.25 Freight Class: 250 Product Weight (lbs.): 30 Cubic Feet Per Carton: 10.75</p>	 <p><b>ADJUSTMENTS</b> (2) Pneumatic seat height (8) Seat depth</p>	<p><b>Supra-X</b></p> <p>Ergonomic Features: C, E, M, N, Q</p>	<table border="1"> <tr> <td><b>S5337-6</b></td> <td>490</td> <td>515</td> <td>534</td> <td>563</td> <td>603</td> <td>619</td> <td>654</td> <td>723</td> <td>754</td> <td>819</td> <td>905</td> <td>1013</td> </tr> </table>												<b>S5337-6</b>	490	515	534	563	603	619	654	723	754	819	905	1013			
			<b>S5337-6</b>	490	515	534	563	603	619	654	723	754	819	905	1013															
			<table border="1"> <thead> <tr> <th colspan="3">OVERALL DIMENSIONS</th> <th colspan="3">SEAT DIMENSIONS</th> <th colspan="3">BACK DIMENSIONS</th> </tr> <tr> <th>W</th> <th>D</th> <th>H</th> <th>W</th> <th>D</th> <th>H</th> <th>W</th> <th>H</th> </tr> </thead> <tbody> <tr> <td>20</td> <td>24</td> <td>38.5</td> <td>20</td> <td>18</td> <td>17-22</td> <td>18</td> <td>19</td> </tr> </tbody> </table>			OVERALL DIMENSIONS			SEAT DIMENSIONS			BACK DIMENSIONS			W	D	H	W	D	H	W	H	20	24	38.5	20	18	17-22	18	19
OVERALL DIMENSIONS			SEAT DIMENSIONS			BACK DIMENSIONS																								
W	D	H	W	D	H	W	H																							
20	24	38.5	20	18	17-22	18	19																							
 <p><b>Drafting Chair Task</b> COM Yardage: 1.25 Freight Class: 250 Product Weight (lbs.): 40 Cubic Feet Per Carton: 10.75</p>	 <p><b>ADJUSTMENTS</b> (2) Pneumatic seat height (8) Seat depth</p>	<p><b>Supra-X SC Arm</b></p> <p>Ergonomic Features: C, E, M, N</p>	<table border="1"> <tr> <td><b>S5338-6</b></td> <td>893</td> <td>923</td> <td>946</td> <td>981</td> <td>1031</td> <td>1049</td> <td>1092</td> <td>1175</td> <td>1215</td> <td>1292</td> <td>1397</td> <td>1527</td> </tr> </table>												<b>S5338-6</b>	893	923	946	981	1031	1049	1092	1175	1215	1292	1397	1527			
			<b>S5338-6</b>	893	923	946	981	1031	1049	1092	1175	1215	1292	1397	1527															
			<table border="1"> <thead> <tr> <th colspan="3">OVERALL DIMENSIONS</th> <th colspan="3">SEAT DIMENSIONS</th> <th colspan="3">BACK DIMENSIONS</th> </tr> <tr> <th>W</th> <th>D</th> <th>H</th> <th>W</th> <th>D</th> <th>H</th> <th>W</th> <th>H</th> </tr> </thead> <tbody> <tr> <td>28</td> <td>24</td> <td>46.5</td> <td>20</td> <td>18</td> <td>23.5-33.5</td> <td>18</td> <td>19</td> </tr> </tbody> </table>			OVERALL DIMENSIONS			SEAT DIMENSIONS			BACK DIMENSIONS			W	D	H	W	D	H	W	H	28	24	46.5	20	18	23.5-33.5	18	19
OVERALL DIMENSIONS			SEAT DIMENSIONS			BACK DIMENSIONS																								
W	D	H	W	D	H	W	H																							
28	24	46.5	20	18	23.5-33.5	18	19																							
 <p><b>Drafting Chair Task Armless</b> COM Yardage: 1.25 Freight Class: 250 Product Weight (lbs.): 34 Cubic Feet Per Carton: 10.75</p>	 <p><b>ADJUSTMENTS</b> (2) Pneumatic seat height (8) Seat depth</p>	<p><b>Supra-X</b></p> <p>Ergonomic Features: C, E, M, N</p>	<table border="1"> <tr> <td><b>S5339-6</b></td> <td>784</td> <td>814</td> <td>837</td> <td>872</td> <td>922</td> <td>940</td> <td>983</td> <td>1066</td> <td>1106</td> <td>1183</td> <td>1288</td> <td>1418</td> </tr> </table>												<b>S5339-6</b>	784	814	837	872	922	940	983	1066	1106	1183	1288	1418			
			<b>S5339-6</b>	784	814	837	872	922	940	983	1066	1106	1183	1288	1418															
			<table border="1"> <thead> <tr> <th colspan="3">OVERALL DIMENSIONS</th> <th colspan="3">SEAT DIMENSIONS</th> <th colspan="3">BACK DIMENSIONS</th> </tr> <tr> <th>W</th> <th>D</th> <th>H</th> <th>W</th> <th>D</th> <th>H</th> <th>W</th> <th>H</th> </tr> </thead> <tbody> <tr> <td>20</td> <td>24</td> <td>46.5</td> <td>20</td> <td>18</td> <td>23.5-33.5</td> <td>18</td> <td>19</td> </tr> </tbody> </table>			OVERALL DIMENSIONS			SEAT DIMENSIONS			BACK DIMENSIONS			W	D	H	W	D	H	W	H	20	24	46.5	20	18	23.5-33.5	18	19
OVERALL DIMENSIONS			SEAT DIMENSIONS			BACK DIMENSIONS																								
W	D	H	W	D	H	W	H																							
20	24	46.5	20	18	23.5-33.5	18	19																							
 <p><b>LB Operator w/3N arms</b> COM Yardage: 1.50 Freight Class: 150 Product Weight (lbs.): 38 Cubic Feet Per Carton: 9</p>	 <p><b>ADJUSTMENTS</b> (2) Pneumatic seat height (4) Seat/Back angle (6) Back Height Free floating seat and back</p>	<p><b>Yorkdale 3N Arm</b></p> <p>Ergonomic Features: C, H, M, N, Q</p>	<table border="1"> <tr> <td><b>S2341-6</b></td> <td>641</td> <td>678</td> <td>707</td> <td>751</td> <td>810</td> <td>833</td> <td>888</td> <td>990</td> <td>1040</td> <td>1134</td> <td>1263</td> <td>1424</td> </tr> </table>												<b>S2341-6</b>	641	678	707	751	810	833	888	990	1040	1134	1263	1424			
			<b>S2341-6</b>	641	678	707	751	810	833	888	990	1040	1134	1263	1424															
			<table border="1"> <thead> <tr> <th colspan="3">OVERALL DIMENSIONS</th> <th colspan="3">SEAT DIMENSIONS</th> <th colspan="3">BACK DIMENSIONS</th> </tr> <tr> <th>W</th> <th>D</th> <th>H</th> <th>W</th> <th>D</th> <th>H</th> <th>W</th> <th>H</th> </tr> </thead> <tbody> <tr> <td>24.5</td> <td>24.5</td> <td>37</td> <td>20.5</td> <td>17.5</td> <td>17-22</td> <td>19</td> <td>17.5</td> </tr> </tbody> </table>			OVERALL DIMENSIONS			SEAT DIMENSIONS			BACK DIMENSIONS			W	D	H	W	D	H	W	H	24.5	24.5	37	20.5	17.5	17-22	19	17.5
OVERALL DIMENSIONS			SEAT DIMENSIONS			BACK DIMENSIONS																								
W	D	H	W	D	H	W	H																							
24.5	24.5	37	20.5	17.5	17-22	19	17.5																							

DESCRIPTION	FEATURES	MODEL#	STANDARD FABRIC GRADES																									
			3	4	5	6	7	8	9	10	11	12	13	14														
 <p><b>LB Task</b> Armless COM Yardage: 1.50 Freight Class: 250 Product Weight (lbs.): 32 Cubic Feet Per Carton: 9</p>	 <p><b>ADJUSTMENTS</b> (2) Pneumatic seat height (8) Seat depth</p> <p><b>Yorkdale</b></p> <p>Ergonomic Features: C, M, N</p>	<b>S2343-6</b>	513	548	577	621	681	705	758	862	911	1004	1134	1297														
		<table border="1"> <thead> <tr> <th colspan="3">OVERALL DIMENSIONS</th> <th colspan="3">SEAT DIMENSIONS</th> <th colspan="2">BACK DIMENSIONS</th> </tr> <tr> <th>W</th> <th>D</th> <th>H</th> <th>W</th> <th>D</th> <th>H</th> <th>W</th> <th>H</th> </tr> </thead> <tbody> <tr> <td>20.5</td> <td>24.5</td> <td>37</td> <td>20.5</td> <td>17.5</td> <td>17-22</td> <td>19</td> <td>17.5</td> </tr> </tbody> </table>			OVERALL DIMENSIONS			SEAT DIMENSIONS			BACK DIMENSIONS		W	D	H	W	D	H	W	H	20.5	24.5	37	20.5	17.5	17-22	19	17.5
OVERALL DIMENSIONS			SEAT DIMENSIONS			BACK DIMENSIONS																						
W	D	H	W	D	H	W	H																					
20.5	24.5	37	20.5	17.5	17-22	19	17.5																					