

Office Doctor Discount Office Furniture

[www.OfficeDr.com](http://www.OfficeDr.com) 856-368-9085

Global Sale On Now

Take 45% Off the List Prices in this PDF


**Call 856-368-9085 Now**

Free Layout & Design Service


Zook Tables



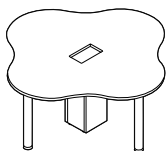
4-6 PERSON GROUP TABLES



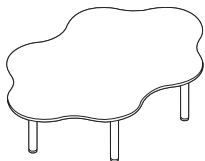
4-Person Table, 20"H



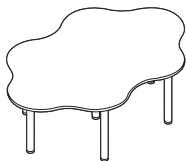
4-Person Table, 29"H



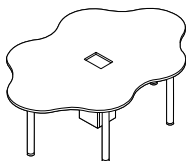
4-Person Table w/Cable Tower, 29"H\*



6-Person Table, 20"H



6-Person Table, 29"H



6-Person Table w/Cable Tower, 29"H\*

MODEL#	DIMENSIONS D x W x H	FREIGHT CLASS	WT/LBS.	CUBIC FT.	LIST PRICE	HP ADD	ERGO EDGE	WRW
ZK4484820	48 x 48 x 20	60	92	7.10	<b>\$1089</b>	<b>\$317</b>	<b>\$91</b>	<b>\$341</b>
ZK4595920	59 x 59 x 20	65	123	9	<b>\$1119</b>	<b>\$375</b>	<b>\$193</b>	<b>\$510</b>

4-person table includes top and four steel post legs. Top includes factory installed metal inserts for solid and secure leg connections. Legs are 3" in diameter x 19" high each with an adjustable 3" diameter plastic glide and a 6" x 6" metal top plate. Shipped easy to assemble in 5 cartons.

ZK44848	48 x 48 x 29	60	215	7.10	<b>\$1159</b>	<b>\$317</b>	<b>\$91</b>	<b>\$341</b>
ZK45959	59 x 59 x 29	65	220	9.20	<b>\$1192</b>	<b>\$375</b>	<b>\$193</b>	<b>\$510</b>

4-person table includes top and four steel post legs. Top includes factory installed metal inserts for solid and secure leg connections. Legs are 3" in diameter x 28" high each with an adjustable 3" diameter plastic glide and a 6" x 6" metal top plate. Shipped easy to assemble in 5 cartons.

ZK44848P	48 x 48 x 29	65	265	8.86	<b>\$1581</b>	<b>\$317</b>	<b>\$91</b>	<b>\$341</b>
ZK45959P	59 x 59 x 29	65	270	10.96	<b>\$1613</b>	<b>\$375</b>	<b>\$193</b>	<b>\$510</b>

4-person table includes top, four steel post legs and cable tower. Top includes factory installed metal inserts for solid and secure leg connections. Legs are 3" in diameter x 28" high each with an adjustable 3" diameter plastic glide and a 6" x 6" metal top plate. Shipped easy to assemble in 6 cartons. For power block options, see page 711.

ZK6599020	59 x 90 x 20	70	247.50	14	<b>\$1731</b>	<b>\$657</b>	<b>\$285</b>	<b>\$845</b>
-----------	--------------	----	--------	----	---------------	--------------	--------------	--------------

6-person table includes top and seven steel post legs. Top includes factory installed metal inserts for solid and secure leg connections. Legs are 3" in diameter x 19" high each with an adjustable 3" diameter plastic glide and a 6" x 6" metal top plate. Shipped easy to assemble in 8 cartons.

ZK65990	59 x 90 x 29	70	245	13.43	<b>\$1842</b>	<b>\$657</b>	<b>\$285</b>	<b>\$845</b>
---------	--------------	----	-----	-------	---------------	--------------	--------------	--------------

6-person table includes top and seven steel post legs. Top includes factory installed metal inserts for solid and secure leg connections. Legs are 3" in diameter x 28" high each with an adjustable 3" diameter plastic glide and a 6" x 6" metal top plate. Shipped easy to assemble in 8 cartons.

ZK65990P	59 x 90 x 29	70	295	15.28	<b>\$2180</b>	<b>\$657</b>	<b>\$285</b>	<b>\$845</b>
----------	--------------	----	-----	-------	---------------	--------------	--------------	--------------

6-person table includes top, seven steel post legs and cable tower. Top includes factory installed metal inserts for solid and secure leg connections. Legs are 3" in diameter x 28" high with an adjustable 3" diameter plastic glide and a 6" x 6" metal top plate. Shipped easy to assemble in 8 cartons. For power block options, see page 711.

**Required specifications**

Top finish  
Edge finish  
Leg finish

**Optional specifications**

HP laminate  
Ergo friendly edge and finish  
Power block cut-out\*  
Writeable surface (WRW)

**Accessories**

Power block\*

## POWER / DATA - RECOMMENDED FOR GROUP TABLES

## MODEL #

## DIMENSIONS

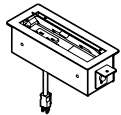
## FREIGHT CLASS

## WT/LBS.

## CUBIC FT.

## LIST PRICE

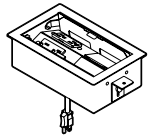
## D x W x H



Voice/Data Block

PLRTM101B	11 x 4.3 x 3.5	125	4.65	0.67	<b>\$531</b>
PLRTM101T	11 x 4.3 x 3.5	125	4.65	0.67	<b>\$531</b>

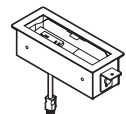
Power module with recessed door. Power only included, specify telecom options separately. Includes one duplex outlet on top (two receptacles) and one simplex on the bottom. 10' cord. Includes one telecom knockout. Available in Black (**B**) and Tungsten (**T**) - indicated by last letter of model number. Use with Zook tables ZK44848P, ZK45959P or ZK65990P - corresponding cut-out option is **K2**.



Voice/Data Block

PLRTM202B	11 x 6.8 x 3.5	92.5	7	0.67	<b>\$617</b>
PLRTM202T	11 x 6.8 x 3.5	92.5	7	0.67	<b>\$617</b>

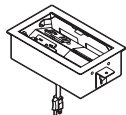
Power only included, specify telecom options separately. Includes four simplex outlets on top and one on bottom. 10' cord. Includes two telecom knockouts. Available in Black (**B**) and Tungsten (**T**) - indicated by last letter of model number. Surface access door. Cut-out option U1, U2 or U3 to be specified when ordering. Use with Zook tables ZK44848P, ZK45959P or ZK65990P - corresponding cut-out option is **U2**.



Power/USB Block

PM101USBB	11 x 4.3 x 3.5	70	6	0.3	<b>\$653</b>
PM101USBT	11 x 4.3 x 3.5	70	6	0.3	<b>\$653</b>

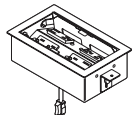
Power module with recessed door. Includes one duplex with two AC outlets and two USB-A charging ports, one telecom knockout and one simplex convenience plug on the bottom of the unit. 10' power cord. Available in Black (**B**) or Tungsten (**T**) as indicated by the last character of the model number. Duplex is White only. Use with Zook tables ZK44848P, ZK45959P or ZK65990P - corresponding cut-out option is **K2**. Units are not approved for daisy chaining.



Power/USB Block

PM202USBB	11 x 6.8 x 3.5	92.5	7	0.67	<b>\$863</b>
PM202USBT	11 x 6.8 x 3.5	92.5	7	0.67	<b>\$863</b>

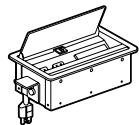
Power module with recessed doors. Includes: one duplex with two AC outlets and one duplex with two AC outlets and two USB-A charging ports, two telecom knockouts and one simplex convenience plug on the bottom. 10' power cord. Available in Black (**B**) or Tungsten (**T**) as indicated by the last character of the model number. Duplexes are White only. Use with Zook tables ZK44848P, ZK45959P or ZK65990P - corresponding cut-out option is **U2**. Units are not approved for daisy chaining.



Power/USB Block

PFPD400RB	11.02 x 6.77 x --	92.5	7	0.67	<b>\$882</b>
PFPD400RT	11.02 x 6.77 x --	92.5	7	0.67	<b>\$882</b>

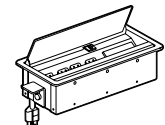
Power module with recessed doors. Includes four duplexes: two AC only duplexes and two AC with USB-A duplexes (each with two AC outlets and two USB-A charging ports) and one simplex on the bottom. In total, eight AC outlets, four USB-A and one convenience plug on the bottom of the unit. 10' power cord. Available in Black (**B**) or Tungsten (**T**) as indicated by last character of model number. Duplexes are white only. Use with Zook tables ZK44848P, ZK45959P or ZK65990P - corresponding cut-out option is **U2**. Units are not approved for daisy chaining.



Power/Data Block

PLCTM101B	9 x 5.5 x -	70	6	0.3	<b>\$279</b>
PLCTM101T	9 x 5.5 x -	70	6	0.33	<b>\$279</b>





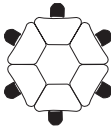
Power only included, specify telecom options separately, see above. Includes two simplex outlets on top and one on bottom. 10' cord. Includes one telecom knockout. Available in Black (**B**) and Tungsten (**T**) - indicated by last letter of model number. Surface access door. Use with Zook tables ZK44848P, ZK45959P or ZK65990P - corresponding cut-out option is **A2**.



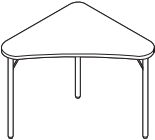


Power/Data Block

PLCTM102B	12 x 5.5 x -	125	5	0.67	<b>\$402</b>
PLCTM102T	12 x 5.5 x -	125	5	0.67	<b>\$402</b>

Power only included, specify telecom options separately, see above. Includes four simplex outlets on top and one on bottom. 10' cord. Includes one telecom knockout. Available in Black (**B**) and Tungsten (**T**) - indicated by last letter of model number. Surface access door. Use with Zook tables ZK44848P, ZK45959P or ZK65990P - corresponding cut-out option is **J2**.

POD TABLES	MODEL#	DIMENSIONS	FREIGHT CLASS	WT/LBS.	CUBIC FT.	LIST PRICE	HP ADD	ERGO EDGE	WRW
Sample pod table configurations	D x W x H								
	ZK412529L shown in left, forward and right facing position	ZK302529L x 4 shown in alternating straight line orientation		ZK412529L x 4	ZK302529L x 6	ZK312129L x 6			
									

POD TABLES - 29" HIGH	MODEL#	DIMENSIONS	FREIGHT CLASS	WT/LBS.	CUBIC FT.	LIST PRICE	HP ADD	ERGO EDGE	WRW
	ZK302529L	24.6 x 30 x 29	70	37	2	\$391	\$69	\$31	\$156
	Triangular table with three round tube 18 gauge steel legs. Can be used individually, can alternate front-to-back in a straight row, or can be arranged in groups of six to create a round table effect. Top includes factory installed metal inserts for solid and secure leg connections. Legs are 1.5" in diameter x 28" high with adjustable levelers. Shipped easy to assemble in 4 cartons, top separate from legs; legs individually packed. • Chrome (CHM) is available on legs. <b>Add \$78</b> list.								
	ZK352129L	20.9 x 35 x 29	70	41	2.40	\$492	\$83	\$37	\$156
	Trapezoid table with four round tube 18 gauge steel legs. Can be used individually or can be arranged in groups of six to create a round table effect. Top includes factory installed metal inserts for solid and secure leg connections. Legs are 1.5" in diameter x 28" high with adjustable levelers. Shipped easy to assemble in 5 cartons, top separate from legs; legs individually packed. • Chrome (CHM) is available on legs. <b>Add \$102</b> list.								
	ZK412529L	25.7 x 41 x 29	70	48	2.24	\$505	\$106	\$44	\$182
	Triangular table with three round tube 18 gauge steel legs. Can be used individually or can be arranged in groups of four to create a square table effect. Top includes factory installed metal inserts for solid and secure leg connections. Legs are 1.5" in diameter x 28" high with adjustable levelers. Shipped easy to assemble in 4 cartons, top separate from legs; legs individually packed. • Chrome (CHM) is available on legs. <b>Add \$78</b> list.								

Required specifications

Top finish  
Edge finish  
Leg finish

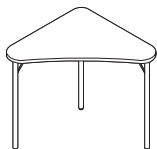
Optional specifications

HP laminate  
Ergo friendly edge and finish  
Writeable surface (WRW)  
Chrome (CHM) legs

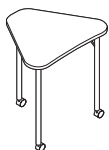
## POD TABLES - 32" HIGH



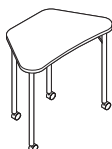
Medium Pod Table w/4 Legs



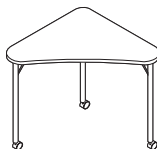
Large Pod Table w/3 Legs



Small Mobile Pod Table w/3 Legs



Medium Mobile Pod Table w/4 Legs



Large Mobile Pod Table w/3 Legs

MODEL#	DIMENSIONS D x W x H	FREIGHT CLASS	WT/LBS.	CUBIC FT.	LIST PRICE	HP ADD	ERGO EDGE	WRW
ZK352132L	20.9 x 35 x 32	70	41	2.55	\$502	\$83	\$37	\$156

**ADA compliant** table with four round tube 18 gauge steel legs. Can be used individually or can be arranged in groups of six to create a round table effect. Top includes factory installed metal inserts for solid and secure leg connections. Legs are 1.5" in diameter x 31" high with adjustable levelers. Shipped easy to assemble in 5 cartons, top separate from legs; legs individually packed.

- Chrome (CHM) is available on legs. **Add \$102** list.

ZK412532L	25.7 x 41 x 32	70	48	2.36	\$510	\$106	\$44	\$182
-----------	----------------	----	----	------	-------	-------	------	-------

**ADA compliant** table with three round tube 18 gauge steel legs. Can be used individually or can be arranged in groups of four to create a square table effect. Top includes factory installed metal inserts for solid and secure leg connections. Legs are 1.5" in diameter x 31" high with adjustable levelers. Shipped easy to assemble in 4 cartons, top separate from legs; legs individually packed.

- Chrome (CHM) is available on legs. **Add \$78** list.

ZK302529C	24.6 x 30 x 29	70	37	2	\$418	\$69	\$31	\$156
-----------	----------------	----	----	---	-------	------	------	-------

Triangular table with three round tube 18 gauge steel legs. Can be used individually, can alternate front-to-back in a straight row, or can be arranged in groups of six to create a round table effect. Top includes factory installed metal inserts for solid and secure leg connections. Legs are 1.5" in diameter x 28" high with 1.5" dual wheel locking casters. Shipped easy to assemble in 4 cartons, top separate from legs; legs individually packed.

- Chrome (CHM) is available on legs. **Add \$78** list.

ZK352129C	20.9 x 35 x 29	70	41	2.40	\$531	\$83	\$37	\$156
-----------	----------------	----	----	------	-------	------	------	-------

Trapezoid table with four round tube 18 gauge steel legs. Can be used individually or can be arranged in groups of six to create a round table effect. Top includes factory installed metal inserts for solid and secure leg connections. Legs are 1.5" in diameter x 28" high with 1.5" dual wheel locking casters. Shipped easy to assemble in 5 cartons, top separate from legs; legs individually packed.

- Chrome (CHM) is available on legs. **Add \$102** list.

ZK412529C	25.7 x 41 x 29	70	48	2.24	\$534	\$106	\$44	\$182
-----------	----------------	----	----	------	-------	-------	------	-------

Triangular table with three round tube 18 gauge steel legs. Can be used individually or can be arranged in groups of four to create a square table effect. Top includes factory installed metal inserts for solid and secure leg connections. Legs are 1.5" in diameter x 28" high with 1.5" dual wheel locking casters. Shipped easy to assemble in 4 cartons, top separate from legs; legs individually packed.

- Chrome (CHM) is available on legs. **Add \$78** list.

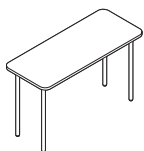
## Required specifications

Top finish  
Edge finish  
Leg finish

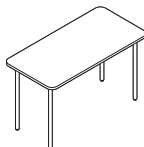
## Optional specifications

HP laminate  
Ergo friendly edge and finish  
Writeable surface (WRW)  
Chrome (CHM) legs

RECTANGULAR TABLES - 29" HIGH



Rectangular Table, 20" Deep



Rectangular Table, 24" Deep

MODEL #	DIMENSIONS D x W x H	FREIGHT CLASS	WT/LB.	CUBIC FT.	LIST PRICE	HP ADD	ERGO EDGE	WRW
ZKR3020L	20 x 30 x 29	70	50	2.55	<b>\$465</b>	<b>\$110</b>	<b>\$35</b>	<b>\$144</b>
ZKR3620L	20 x 36 x 29	70	51	2.65	<b>\$481</b>	<b>\$130</b>	<b>\$37</b>	<b>\$156</b>
ZKR4820L	20 x 48 x 29	70	58	2.95	<b>\$531</b>	<b>\$171</b>	<b>\$44</b>	<b>\$177</b>
ZKR5420L	20 x 54 x 29	70	64	3.15	<b>\$616</b>	<b>\$194</b>	<b>\$48</b>	<b>\$187</b>
ZKR6020L	20 x 60 x 29	70	70	3.25	<b>\$640</b>	<b>\$214</b>	<b>\$52</b>	<b>\$198</b>
ZKR7220L	20 x 72 x 29	65	85	3.55	<b>\$700</b>	<b>\$258</b>	<b>\$58</b>	<b>\$214</b>

Table with four round tube 18 gauge steel legs. Legs are 1.5" in diameter x 28" high with adjustable levelers. Top features 2.5" radius rounded corners and includes factory installed metal inserts for solid and secure leg connections. Tables 54" and wider include support channel. Shipped easy to assemble in 5 cartons, top separate from legs; legs individually packed.

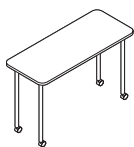
• Chrome (CHM) is available on legs. **Add \$102 list.**

ZKR3024L	24 x 30 x 29	70	51	2.75	<b>\$468</b>	<b>\$130</b>	<b>\$36</b>	<b>\$156</b>
ZKR3624L	24 x 36 x 29	70	53	2.85	<b>\$505</b>	<b>\$158</b>	<b>\$38</b>	<b>\$166</b>
ZKR4824L	24 x 48 x 29	70	59	3.25	<b>\$563</b>	<b>\$206</b>	<b>\$45</b>	<b>\$193</b>
ZKR5424L	24 x 54 x 29	70	65	3.35	<b>\$653</b>	<b>\$232</b>	<b>\$50</b>	<b>\$202</b>
ZKR6024L	24 x 60 x 29	70	71	3.55	<b>\$681</b>	<b>\$256</b>	<b>\$53</b>	<b>\$214</b>
ZKR7224L	24 x 72 x 29	70	86	3.95	<b>\$745</b>	<b>\$307</b>	<b>\$60</b>	<b>\$240</b>

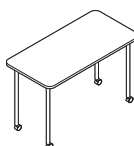
Table with four round tube 18 gauge steel legs. Legs are 1.5" in diameter x 28" high with adjustable levelers. Top features 2.5" radius rounded corners and includes factory installed metal inserts for solid and secure leg connections. Tables 54" and wider include support channel. Shipped easy to assemble in 5 cartons, top separate from legs; legs individually packed.

• Chrome (CHM) is available on legs. **Add \$102 list.**

MOBILE RECTANGULAR TABLES - 29" HIGH



Mobile Rectangular Table, 20" Deep



Mobile Rectangular Table, 24" Deep

MODEL #	DIMENSIONS	FREIGHT CLASS	WT/LB.	CUBIC FT.	LIST PRICE	HP ADD	ERGO EDGE	WRW
ZKR3020C	20 x 30 x 29	70	50	2.55	<b>\$504</b>	<b>\$110</b>	<b>\$35</b>	<b>\$144</b>
ZKR3620C	20 x 36 x 29	70	51	2.65	<b>\$516</b>	<b>\$130</b>	<b>\$37</b>	<b>\$156</b>
ZKR4820C	20 x 48 x 29	70	58	2.95	<b>\$566</b>	<b>\$171</b>	<b>\$44</b>	<b>\$177</b>
ZKR5420C	20 x 54 x 29	70	64	3.15	<b>\$654</b>	<b>\$194</b>	<b>\$48</b>	<b>\$187</b>
ZKR6020C	20 x 60 x 29	70	70	3.25	<b>\$678</b>	<b>\$214</b>	<b>\$52</b>	<b>\$198</b>
ZKR7220C	20 x 72 x 29	65	85	3.55	<b>\$737</b>	<b>\$258</b>	<b>\$58</b>	<b>\$214</b>

Table with four round tube 18 gauge steel legs. Legs are 1.5" in diameter x 28" high with 1.5" dual wheel locking casters. Top features 2.5" radius rounded corners and includes factory installed metal inserts for solid and secure leg connections. Tables 54" and wider include support channel. Shipped easy to assemble in 5 cartons, top separate from legs; legs individually packed.

• Chrome (CHM) is available on legs. **Add \$102 list.**

ZKR3024C	24 x 30 x 29	70	51	2.75	<b>\$507</b>	<b>\$130</b>	<b>\$36</b>	<b>\$156</b>
ZKR3624C	24 x 36 x 29	70	53	2.85	<b>\$543</b>	<b>\$158</b>	<b>\$38</b>	<b>\$166</b>
ZKR4824C	24 x 48 x 29	70	59	3.25	<b>\$602</b>	<b>\$206</b>	<b>\$45</b>	<b>\$193</b>
ZKR5424C	24 x 54 x 29	70	65	3.35	<b>\$691</b>	<b>\$232</b>	<b>\$50</b>	<b>\$202</b>
ZKR6024C	24 x 60 x 29	70	71	3.55	<b>\$719</b>	<b>\$256</b>	<b>\$53</b>	<b>\$214</b>
ZKR7224C	24 x 72 x 29	70	86	3.95	<b>\$785</b>	<b>\$307</b>	<b>\$60</b>	<b>\$240</b>

Table with four round tube 18 gauge steel legs. Legs are 1.5" in diameter x 28" high with 1.5" dual wheel locking casters. Top features 2.5" radius rounded corners and includes factory installed metal inserts for solid and secure leg connections. Tables 54" and wider include support channel. Shipped easy to assemble in 5 cartons, top separate from legs; legs individually packed.

• Chrome (CHM) is available on legs. **Add \$102 list.**

Required specifications

Top finish  
Edge finish  
Leg finish

Optional specifications

HP laminate  
Ergo friendly edge and finish  
Writeable surface (WRW)  
Chrome (CHM) legs


# ACTIVITY TABLES

## Sample activity table configurations

D x W x H

Straight mating edges

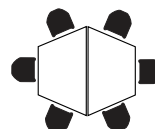
ZK54RECTL x 2



ZK54RNDSL x 2




ZK54HEXSL x 2



Curved mating edges

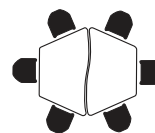
ZK54WAVCL x 2



ZK54RNDCL x 2




ZK54HEXCL x 2

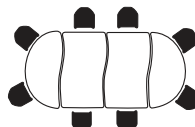


Mixed shapes  
Curved mating edges shown.  
Can also do the same with  
straight mating edge tables.


ZK54RNDCL x 2  
ZK54WAVCL x 1



ZK54RNDCL x 2  
ZK54WAVCL x 2



ZK54HEXCL x 2  
ZK54WAVCL x 1



## ACTIVITY TABLES - 29" HIGH, CURVED

### MODEL#

### DIMENSIONS

### FREIGHT CLASS

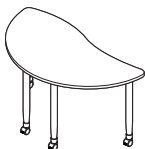
### WT/LBS.

### CUBIC FT.

### LIST PRICE HP ADD

### ERGO EDGE

### WRW



Curved Half Round w/Casters

ZK54RNDCC

28.4 x 54 x 28.75

65

67.4

1.40

\$937

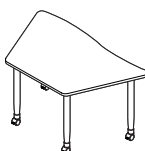
\$214

\$56

\$202

44.3" inside clearance between legs on curved edge, 22.9" on narrow depth side and 24" on other side. Dual leg position on front interferes with users sitting on ends in a racetrack configuration, oriented to seat two - one on either side. Top includes factory installed inserts for metal-to-metal leg connection. Shipped easy to assemble in 2 cartons, top separate from leg.

- Chrome (CHM) is available on legs. **Add \$164** list.



Curved Half Hex w/Casters

ZK54HEXCC

32.4 x 54 x 28.75

65

76.4

1.49

\$1010

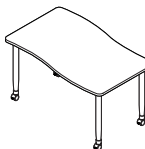
\$246

\$66

\$202

42.9" inside clearance between legs on curved edge, 22.3" on narrow depth side and 24" on other side. 22.8" on straight end. Top includes factory installed inserts for metal-to-metal leg connection. Shipped easy to assemble in 2 cartons, top separate from leg.

- Chrome (CHM) is available on legs. **Add \$164** list.



Wave w/Casters

ZK54WAVCC

33.8 x 54 x 28.75

65

77.4

1.52

\$1042

\$262

\$79

\$202

44.9" inside clearance between legs on curved edge, 21.9" on sides. Top includes factory installed inserts for metal-to-metal leg connection. Shipped easy to assemble in 2 cartons, top separate from leg.

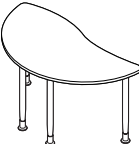
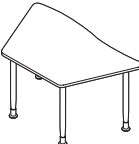
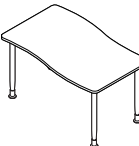
- Chrome (CHM) is available on legs. **Add \$164** list.

### Required specifications

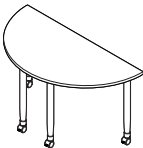
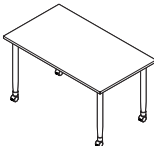
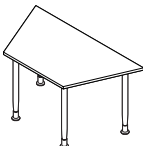
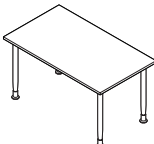
Top finish  
Edge finish  
Leg finish

### Optional specifications

HP laminate  
Ergo friendly edge and finish  
Writeable surface (WRW)  
Chrome (CHM) legs

ACTIVITY TABLES - 29" HIGH, CURVED		MODEL #	DIMENSIONS	FREIGHT CLASS	WT/LB.	CUBIC FT.	LIST PRICE	HP ADD	ERGO EDGE	WRW
	<b>Curved Half Round w/Levelers*</b>		D x W x H							
		ZK54RNDCL	28.4 x 54 x 28.25	65	67.4	1.40	\$929	\$214	\$56	\$202
		44.3" inside clearance between legs on curved edge, 22.9" on narrow depth side and 24" on other side. Dual leg position on front interferes with users sitting on ends in a racetrack configuration, oriented to seat two - one on either side. Top includes factory installed inserts for metal-to-metal leg connection. Levelers offer 1.25" of height adjustability. Shipped easy to assemble in 2 cartons, top separate from leg.								
		• Chrome (CHM) is available on legs. <b>Add \$164</b> list.								
	<b>Curved Half Hex w/Levelers*</b>									
		ZK54HEXCL	32.4 x 54 x 28.25	65	76.4	1.49	\$1003	\$246	\$66	\$202
		42.9" inside clearance between legs on curved edge, 22.3" on narrow depth side and 24" on other side. 22.8" on straight end. Top includes factory installed inserts for metal-to-metal leg connection. Levelers offer 1.25" of height adjustability. Shipped easy to assemble in 2 cartons, top separate from leg.								
		• Chrome (CHM) is available on legs. <b>Add \$164</b> list.								
	<b>Wave w/Levelers*</b>									
		ZK54WAVCL	33.8 x 54 x 28.25	65	77.4	1.52	\$1034	\$262	\$79	\$202
		44.9" inside clearance between legs on curved edge, 21.9" on sides. Top includes factory installed inserts for metal-to-metal leg connection. Levelers offer 1.25" of height adjustability. Shipped easy to assemble in 2 cartons, top separate from leg.								
		• Chrome (CHM) is available on legs. <b>Add \$164</b> list.								

Required specifications	Optional specifications
Top finish	HP laminate
Edge finish	Ergo friendly edge and finish
Leg finish	Writeable surface (WRW)
	Chrome (CHM) legs

ACTIVITY TABLES - 29" HIGH, STRAIGHT		MODEL #	DIMENSIONS	FREIGHT CLASS	WT/LB.	CUBIC FT.	LIST PRICE	HP ADD	ERGO EDGE	WRW	
	<b>Straight Half Round w/Casters</b>		D x W x H 28.4 x 54 x 28.75	65	67.4	1.40	<b>\$885</b>	<b>\$189</b>	N/A	<b>\$202</b>	
		44.2" inside clearance between legs on long side, 23.7" on the sides. Dual leg position on front interferes with users sitting on ends in a racetrack configuration, oriented to seat two - one on either side. Top includes factory installed inserts for metal-to-metal leg connection. Shipped easy to assemble in 2 cartons, top separate from leg. • Chrome (CHM) is available on legs. <b>Add \$164</b> list.									
			ZK54HEXSC	32.4 x 54 x 28.75	65	73.4	1.49	<b>\$914</b>	<b>\$204</b>	N/A	<b>\$202</b>
		40.6" inside clearance between legs on long side, 21.4" on sides and 22.3" on short side. Top includes factory installed inserts for metal-to-metal leg connection. Shipped easy to assemble in 2 cartons, top separate from leg. • Chrome (CHM) is available on legs. <b>Add \$164</b> list.									
			ZK54RECTC	33.8 x 54 x 28.75	65	73.4	1.52	<b>\$965</b>	<b>\$227</b>	N/A	<b>\$202</b>
	<b>Rectangular w/Casters</b>										
		45.3" inside clearance between legs on long sides and 22.3" on short sides. Top includes factory installed inserts for metal-to-metal leg connection. Shipped easy to assemble in 2 cartons, top separate from leg. • Chrome (CHM) is available on legs. <b>Add \$164</b> list.									
			ZK54RNDSL	28.4 x 54 x 28.25	65	67.4	1.40	<b>\$877</b>	<b>\$189</b>	N/A	<b>\$202</b>
		44.2" inside clearance between legs on long side, 23.7" on the sides. Dual leg position on front interferes with users sitting on ends in a racetrack configuration, oriented to seat two - one on either side. Top includes factory installed inserts for metal-to-metal leg connection. Levelers offer 1.25" of height adjustability. Shipped easy to assemble in 2 cartons, top separate from leg. • Chrome (CHM) is available on legs. <b>Add \$164</b> list.									
			ZK54HEXSL	32.4 x 54 x 28.25	65	73.4	1.49	<b>\$907</b>	<b>\$204</b>	N/A	<b>\$202</b>
	<b>Straight Half Hex w/Levelers</b>										
		40.6" inside clearance between legs on long side, 21.4" on sides and 22.3" on short side. Top includes factory installed inserts for metal-to-metal leg connection. Levelers offer 1.25" of height adjustability. Shipped easy to assemble in 2 cartons, top separate from leg. • Chrome (CHM) is available on legs. <b>Add \$164</b> list.									
			ZK54RECTL	33.8 x 54 x 28.25	65	73.4	1.52	<b>\$958</b>	<b>\$227</b>	N/A	<b>\$202</b>
		45.3" inside clearance between legs on long sides and 22.3" on short sides. Top includes factory installed inserts for metal-to-metal leg connection. Levelers offer 1.25" of height adjustability. Shipped easy to assemble in 2 cartons, top separate from leg. • Chrome (CHM) is available on legs. <b>Add \$164</b> list.									
	<b>Rectangular w/Levelers</b>										

#### Required specifications

Top finish  
Edge finish  
Leg finish

#### Optional specifications

HP laminate  
Writeable surface (WRW)  
Chrome (CHM) legs

FLIP-TOP TABLES



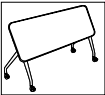
nested

Flip-Top Table, Contoured Top



nested

Flip-Top Table, Rectangular Top\*\*



nested

Flip-Top Table, Rectangular Top\*

MODEL#	DIMENSIONS	FREIGHT CLASS	WT/LBS.	CUBIC FT.	LIST PRICE	HP ADD	ERGO EDGE	WRW
D x W x H								
Top: ZKFC3022T	22 x 30 x 29.5	150	20.6	2.03	\$248	\$127	\$93	\$150
Base: ZKFTB30		125	26.5	3.6	\$685	n/a	n/a	n/a

Mobile flip-top table with smooth glide locking casters. Easy to operate twist knob with integrated thumb tab. Top includes factory installed inserts for metal-to-metal leg connection. When nested, each additional table adds 5.25" to footprint needed for storage. Optional modesty (ZKFTM30) available separately. Top and base shipped separately. Legs available in Tungsten (TUN) only.

Top: ZKFR3024T	24 x 30 x 29.5	70	21.5	1.03	\$277	\$139	\$108	\$156
Base: ZKFTB30		125	26.5	3.6	\$685	n/a	n/a	n/a

Mobile flip-top table with smooth glide locking casters. Easy to operate twist knob with integrated thumb tab. Top includes factory installed inserts for metal-to-metal leg connection. When nested, each additional table adds 5.25" to footprint needed for storage. Optional modesty (ZKFTM30) available separately. Top and base shipped separately. Legs available in Tungsten (TUN) only.

Top: ZKFR6024T	24 x 60 x 29.5	70	43	1.92	\$405	\$207	\$112	\$214
Base: ZKFTB60		100	31	3.86	\$778	n/a	n/a	n/a

Mobile flip-top table with smooth glide locking casters. Easy to operate twist knob with integrated thumb tab. Top includes factory installed inserts for metal-to-metal leg connection. When nested, each additional table adds 5.25" to footprint needed for storage. Optional modesty (ZKFTM60) available separately. Top and base shipped separately. Legs available in Tungsten (TUN) only.


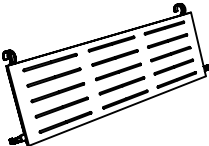
Required Specifications

Top finish  
Edge finish

Optional Specifications

HP laminate  
Ergo friendly edge and finish  
Grommet\* (AG1, AG2, AG3)  
Grommet\*\* (AG2 only)

Writeable surface (WRW)

MODESTY PANELS FOR FLIP-TOP TABLES		MODEL#	DIMENSIONS	FREIGHT CLASS	WT/LBS.	CUBIC FT.	LIST PRICE	HP ADD	ERGO EDGE	WRW
			D x W x H							
		ZKFTM30	0.5 x 17.8 x 13.8	60	6.6	0.22	\$66	n/a	n/a	n/a
	Hardware included to attach to ZKFC3022 or ZKFR3024. Tungsten finish only. Shipped in 1 carton.									
										
		ZKFTM60	0.5 x 47.3 x 13.8	65	14.3	0.57	\$129	n/a	n/a	n/a
	Hardware included to attach <b>ZKFR6024</b> . Tungsten finish only. Shipped in 1 carton.									