



Get Your Bespoke Office Design Today

We'll Get You The Right Office Furniture

Call Now (856)-368-9085

Call Now To Order (856) 368-9085

50% OFF Sale On Now

Nationwide Delivery and Installation

Office Doctor Discount Office Furniture

[www.OfficeDr.com](http://www.OfficeDr.com) 856-368-9085

Global Sale On Now

Take 45% Off the List Prices in this PDF

**Call 856-368-9085 Now**

Free Layout & Design Service

Productivity Solutions



**Productivity Solutions™ by Global** is a comprehensive series of ergonomically sound products, naturally connecting people with technology to enhance comfort and productivity. Designed to Fit you and your technology and fully integrate with Global Furniture Group products to create complete office solutions that meet the needs of today's diverse workplaces.

Designed with human capabilities and comfort in mind, Productivity Solutions by Global provide a good Fit for today's workers and meet or exceed ergonomics standards, guidelines and ANSI/BIFMA standards for performance, durability and safety.

FIT = Move + Match + Support



Monitor Arms



Power/Data Module



Lift n Lock Keyboard Tray



Foli Electric Height Adjustable Table



Manual Height Adjustable Desk

**Features and Benefits**

- Foli Height Adjustable Table with 18.4" height range
- Manual Height Adjustable Table has counterbalanced spring mechanism
- 4 keyboard support mechanisms
- 5 keyboard trays
- New monitor arm options
- Wire management and power/data options
- Meets ANSI-BIFMA, Greenguard Indoor Air Quality, Greenguard Gold Certified
- Height Adjustable Tables are BIFMA level 2 certified

**MANUAL HEIGHT ADJUSTABLE TABLES**

- Manually operated height adjustable tables with counterbalanced spring mechanism
  - Exceptional ergonomic alternative to traditional desking
  - Sit-Stand design promotes increased circulation, improving performance and comfort
  - Can be used alone or in conjunction with Global desks.
- Please note:** Global desks are 1" or 1.5" thick.
- Meets ANSI/BIFMA requirements

**TOP FINISHES**

ACJ Absolute Acajou	NBL Noce Biondo
ASN Asian Night	NGL Noce Grigio
AWC Avant Cherry	NEL Noce Leggero
AWH Avant Honey	NML Noce Medio
BLK Black	QTM Quartered Mahogany
BRC Brushed Cobalt	SBY Sheer Beauty
CMB Clear Maple	SOG Storm Grey
DES Dark Espresso	WHE Walnut Heights
DWT Designer White	WHC White Chocolate
FAS Fashionista	WCR Winter Cherry
FCL First Class	

**CONSTRUCTION**

- 1" thick tops constructed of 45 lb. density particle board with high performance thermally fused laminate

**DIMENSIONS**

- When designing workstations, leave 1" clearance on either side to prevent finger pinch

**EDGE**

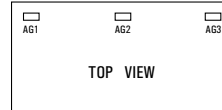
- Preferred matching edge

**BASE**

- Heavy duty steel formed legs with radius detail are available in Black only
- Easy to reach tension control supports loads up to 100 lbs.
- Environmentally friendly, recyclable epoxy powder coating provides a durable finish. Black only.
- Black plastic leveling glides offer 0.5" adjustability

**GROMMETS**

- Grommets available in standard worksurface locations (left, center or right)
- Order as: **AG1, AG2 or AG3. Add \$96.**



- Grommet hole dimensions are 3 1/4" wide x 1 7/8" deep

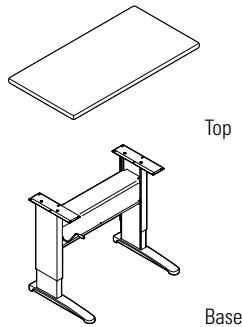
**MECHANISM**

- Counterbalanced height adjustable base supports weights up to 100 lbs.
- Height range from floor to underside of modesty shroud is 17" when surface height is 26"
- 7 year warranty

**SHIPPING**

- Shipped RTA (Ready to Assemble)
- Easy to assemble with Phillips or Robertson screwdriver

MODEL#	DIMENSIONS	FREIGHT CLASS	WT/LBS.	CUBIC FT.	LIST PRICE
<b>D x W x H</b>					
<b>Rectangular Tops:</b>					
HTM3058T	30 x 58 x 1	70	50	2.50	<b>\$553</b>
HTM3046T	30 x 46 x 1	70	40	2	<b>\$463</b>
HTM2458T	24 x 58 x 1	70	40	2	<b>\$424</b>
HTM2446T	24 x 46 x 1	70	32	1.50	<b>\$394</b>
<b>Base:</b>					
KEZLIFT	24 x 34.5 x 26-46	70	88	5.40	<b>\$2961</b>



**Rectangular Table**

Paddle activated height adjustable base. Height adjustable from 26" to 46". Keyboard tray and mechanism not necessary

- **Specify base separately from top**

**Required Specifications**  
Top Finish

## FOLI ELECTRIC HEIGHT ADJUSTABLE TABLES

D x W x H

- Electric height adjustment allows for easy movement from sitting to standing and back throughout the day. Foli's work surface moves with you and your work without interruption.
- Foli offers a universal freestanding design and finish options to easily integrate with existing Global workstation configurations, becoming a natural part of your office space
- Whether in a private or general office, touch-down space, collaborative area or home office, Foli supports a more active and healthy work style
- Can be used alone or in conjunction with Global desks. Please note Global desks are 1" or 1.5" thick.

### TOP FINISHES

ACJ	Absolute Acajou	NBL	Noce Biondo
ASN	Asian Night	NGL	Noce Grigio
AWC	Avant Cherry	NEL	Noce Leggero
AWH	Avant Honey	NML	Noce Medio
BLK	Black	QTM	Quartered Mahogany
BRC	Brushed Cobalt	SBY	Sheer Beauty
CMB	Clear Maple	SOG	Storm Grey
DES	Dark Espresso	WHE	Walnut Heights
DWT	Designer White	WHC	White Chocolate
FAS	Fashionista	WCR	Winter Cherry
FCL	First Class		

### EDGE

- Preferred matching edge

### CONSTRUCTION

- Tops are 1" thick, constructed of 45 lb. density particle board covered on both sides with high performance thermally fused laminate. Optional high pressure laminate tops are 1-1/16" thick.
- Steel constructed leg tubing, feet and cross bar
- 108" 3-prong power cord
- Table frame designed with 3.15" x 2.35" rectangular outer leg with large tubing facing down
- "T" leg, flat foot design with adjustable glides
- Expandable cross bars for table widths of 48", 54", 60", 66" and 72"
- Available table depths of 23" and 29"
- Products specified with the high pressure laminate option are finished on the underside of the surface with a kraft paper backing.
- **Caution:** to meet BIFMA standards for performance and stability, appropriate base size must be specified with corresponding top sizes identified.

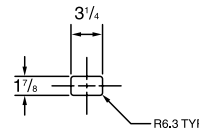
### BASE

- 3-stage steel constructed leg tubing, feet and cross bar
- Dual motors are concealed within column.
- Provides height adjustment from 22.6" to 48.6" (26" adjustability with 1" top)
- Leveling glides offer 1" adjustability
- Operates at 1.3" per second
- Lifts 220 lbs.
- Shadow power draw 0.5 watts
- Base available in a Silver powder coated finish, will never mar during adjustment
- Open front cross bar to accommodate articulating keyboard platforms.
- Easy to use, push button controller with digital readout.
- Anti-collision feature standard

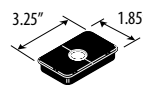
### GROMMETS

- Grommets available in standard table top locations (left, center or right). Order as: **AG1, AG2 or AG3 - Add \$96.**
- Return tops: cut-out available in center only (**AG2**)
- Grommet hole dimensions are 3 1/4" wide x 1 7/8" deep.
- Grommets may be placed at non-standard locations. Order as: **AGS - Add \$96.** A drawing must be supplied with vertical and horizontal dimensions to the center of the cut-out (as in drawing below). Please refer to CUSTOM GROMMET LOCATION FORM in the back reference section.

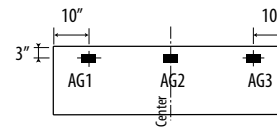
### Grommet hole dimensions:



### Grommet:



### Grommet Locations:

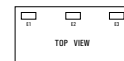


### POWER BLOCK

- A power block (model **PMSPDM**) may be installed on all Foli tables
- The power block module includes one electrical duplex receptacle and two data (RJ45) receptacles. 9' Black cord with NEMA plug. Power block dimensions are 6.5"W x 3.5"D x 2.75"H.
- Power block cutout dimensions are 2.75"D x 6"W.
- Specify the power block cut-out location when ordering the table. The power block is ordered separately. Order power block separately as **PMSPDM, Add \$330.** Power blocks are available in standard worksurface locations (left, center or right). Specify **E1, E2 or E3 cutout location. Add \$96.**
- Return tops: cut-out available in center only (**E2**)



Power Block **PMSPDM. Add \$330**



Specify location **E1, E2 or E3. Add \$96**

### SHIPPING

- Shipped unassembled in 1 carton
- Easy to assemble.

FOLI ELECTRIC HEIGHT ADJUSTABLE TABLES

MODEL# DIMENSIONS FREIGHT CLASS WT/LBS. CUBIC FT. LIST PRICE HP ADD

D x W x H

Rectangular Tops:

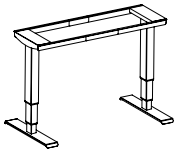
PHAT2970T	29 x 70 x 1	65	70	2.50	<b>\$587</b>	<b>\$294</b>
PHAT2964T	29 x 64 x 1	65	64	2.26	<b>\$560</b>	<b>\$280</b>
PHAT2958T	29 x 58 x 1	65	59	2.10	<b>\$536</b>	<b>\$268</b>
PHAT2952T	29 x 52 x 1	65	52	1.90	<b>\$525</b>	<b>\$263</b>
PHAT2946T	29 x 46 x 1	65	44	1.70	<b>\$512</b>	<b>\$256</b>
PHAT2370T	23 x 70 x 1	65	57	2	<b>\$583</b>	<b>\$292</b>
PHAT2364T	23 x 64 x 1	65	52	1.82	<b>\$538</b>	<b>\$269</b>
PHAT2358T	23 x 58 x 1	65	47	1.67	<b>\$513</b>	<b>\$257</b>
PHAT2352T	23 x 52 x 1	65	42	1.52	<b>\$462</b>	<b>\$231</b>
PHAT2346T	23 x 46 x 1	65	35	1.40	<b>\$431</b>	<b>\$216</b>

Base:

PH3T6601	10 x -- x 26.8	70	59.5	2.83	<b>\$1255</b>	n/a
----------	----------------	----	------	------	---------------	-----



Top



Base

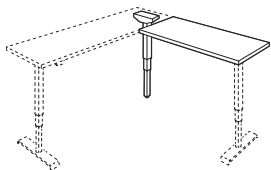
Foli Rectangular Table

All table frames are easy to assemble with few parts. Lifts 220 lbs. Base manufactured so that leg paint will never mar during height adjustment. Leg assembly tubing, feet and upper structure assemblies constructed of steel. Table frame designed with 3.15" x 2.36" rectangular outer leg with the large tube facing down. Flat foot design with adjustable glides. I-profile crossbars that are expandable in fixed steps to create a variety of size table widths. Height range is 22.6" to 48.6" (26" adjustability with 1" top). Operates at 1.3" per second. Shadow power draw is 0.5 watts. Maximum power draw is 1.5A. Base finish in Silver powder coat only.

- Specify base separately from top
- Recommended torque range for installing all fasteners is 3-5 foot pounds and should not be exceeded. In addition, no impact drivers or high-torque equipment are to be used for any fasteners included in the table assembly kits, as this creates a high risk for damage that is not covered under warranty. The use of hand tools is highly recommended.

Return Tops:

PHAR2947T	29 x 47 x 1	60	104	2.30	<b>\$512</b>	<b>\$256</b>
PHAR2941T	29 x 41 x 1	65	40	1.70	<b>\$507</b>	<b>\$254</b>
PHAR2935T	29 x 35 x 1	65	34	1.50	<b>\$507</b>	<b>\$254</b>
PHAR2347T	23 x 47 x 1	60	94.5	2.10	<b>\$431</b>	<b>\$216</b>
PHAR2341T	23 x 41 x 1	65	40	1.60	<b>\$411</b>	<b>\$206</b>
PHAR2335T	23 x 35 x 1	65	34	1.40	<b>\$372</b>	<b>\$186</b>

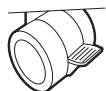


Return Kit

Third Leg Kit:

PH3TLK6601	10 x -- x 26.8	85	19	1.30	<b>\$861</b>	n/a
------------	----------------	----	----	------	--------------	-----

Third leg kit to be used with a Foli freestanding table to create an electric height adjustable L station. Post leg with return kit replaces one of the T-legs on freestanding table; the T-leg from the freestanding table is then moved to support one side of the return top. Cross bar is included to connect and support the return top to the freestanding table top. May be configured for left or right hand returns. All three legs plug into the freestanding table's controller and the three motors will electronically synchronize. The overall footprint with a return kit is not to exceed 72"W x 72"D. The 48"W return kit is only to be used with a 24"D primary table. 36" and 42"W return kits may be used with either 24"D or 30"D primary tables.



1.5" Dual Wheel Casters

P79100014	- x - x 1.5	60	2	0.4	<b>\$77</b>	N/A
-----------	-------------	----	---	-----	-------------	-----

Pack of four casters, two locking and two non-locking. Interchangeable on site with levelers on Foli electric height adjustable table PHATxxxx models only.

- Cannot be used with Third Leg Kit

Required Specifications

Top Finish

Optional Specifications

High Pressure Laminate  
Grommet

# P PRODUCTIVITY SOLUTIONS™ BY GLOBAL

## PET FELT PANELS

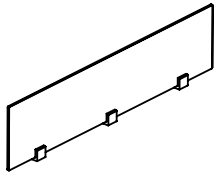
- 9mm thick panels offered in 9 finishes
- Made from 100% PET (polyester) fiber with a high content (50%) of post-recycled material, free of added chemicals, binders and adhesives
- Lightweight panels are tackable, impact and tear resistant, bacteria resistant, moisture resistant, and installation friendly
- Variation in fiber mix and color are inherent to the character of the product
- Clamps are included. Available in satin anodized finish only.
- Privacy screen clamps for use on 1" surfaces only.

### FELT COLORS

BLK	Black	MTS	Mist
BRI	Brick	PWT	Pewter
DEN	Denim	SHR	Shamrock
GPH	Graphite	WHT	White
HVT	Harvest		

## PET FELT PRIVACY SCREENS

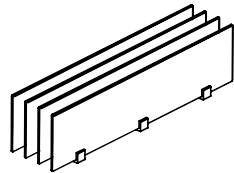
MODEL#	DIMENSIONS D x W x H	FREIGHT CLASS	WT/LBS.	CUBIC FT.	LIST PRICE
PT9PP3013-1	.36 x 30 x 12.5	250	2.12	.57	<b>\$180</b>
PT9PP3613-1	.36 x 36 x 12.5	250	2.38	.69	<b>\$190</b>
PT9PP4213-1	.36 x 42 x 12.5	250	2.63	.80	<b>\$255</b>
PT9PP4813-1	.36 x 48 x 12.5	250	3.31	.91	<b>\$264</b>
PT9PP5413-1	.36 x 54 x 12.5	250	3.57	1.03	<b>\$330</b>
PT9PP6013-1	.36 x 60 x 12.5	250	3.82	1.14	<b>\$340</b>
PT9PP6613-1	.36 x 66 x 12.5	250	4.50	1.25	<b>\$405</b>
PT9PP7213-1	.36 x 72 x 12.5	250	4.76	1.36	<b>\$415</b>
PT9PP7813-1	.36 x 78 x 12.5	250	5.01	1.48	<b>\$424</b>



PET Felt Privacy Screen - 1 pk.

PET Felt Privacy Screen available in 9 finishes, please specify. 2, 3 or 4 clamps are included depending on screen size. Clamps available in satin anodized finish only. Privacy screen clamps for use on 1" surfaces only.

- Up to 42" w - 2 clamps per panel
- 48"-60" w - 3 clamps per panel
- 66"-78" w - 4 clamps per panel

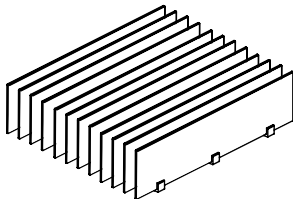


PET Felt Privacy Screen - 4 pk.

PT9PP3013-4	0.36 x 30 x 12.5	85	7.64	.60	<b>\$679</b>
PT9PP3613-4	0.36 x 36 x 12.5	85	8.56	.71	<b>\$719</b>
PT9PP4213-4	0.36 x 42 x 12.5	92.5	9.48	.83	<b>\$971</b>
PT9PP4813-4	0.36 x 48 x 12.5	85	11.90	.98	<b>\$1008</b>
PT9PP5413-4	0.36 x 54 x 12.5	92.5	12.80	1.09	<b>\$1263</b>
PT9PP6013-4	0.36 x 60 x 12.5	92.5	13.80	1.20	<b>\$1296</b>
PT9PP6613-4	0.36 x 66 x 12.5	85	16.20	1.32	<b>\$1548</b>
PT9PP7213-4	0.36 x 72 x 12.5	92.5	17.10	1.43	<b>\$1584</b>
PT9PP7813-4	0.36 x 78 x 12.5	92.5	18	1.54	<b>\$1616</b>

PET Felt Privacy Screen available in 9 finishes, please specify. 2, 3 or 4 clamps are included depending on screen size. Clamps available in satin anodized finish only. Privacy screen clamps for use on 1" surfaces only.

- Up to 42" w - 2 clamps per panel
- 48"-60" w - 3 clamps per panel
- 66"-78" w - 4 clamps per panel



PET Felt Privacy Screen - 12 pk.

PT9PP3013-12	0.36 x 30 x 12.5	92.5	21.60	1.92	<b>\$1994</b>
PT9PP3613-12	0.36 x 36 x 12.5	92.5	24.30	2.26	<b>\$2101</b>
PT9PP4213-12	0.36 x 42 x 12.5	60	26.90	.80	<b>\$2847</b>
PT9PP4813-12	0.36 x 48 x 12.5	92.5	33.80	3.05	<b>\$2951</b>
PT9PP5413-12	0.36 x 54 x 12.5	92.5	36.40	3.39	<b>\$3711</b>
PT9PP6013-12	0.36 x 60 x 12.5	92.5	39	3.72	<b>\$3803</b>
PT9PP6613-12	0.36 x 66 x 12.5	92.5	45.90	4.18	<b>\$4550</b>
PT9PP7213-12	0.36 x 72 x 12.5	92.5	48.50	4.51	<b>\$4642</b>
PT9PP7813-12	0.36 x 78 x 12.5	92.5	51.10	4.85	<b>\$4736</b>

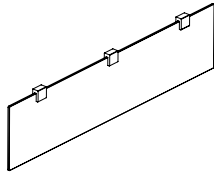
PET Felt Privacy Screen available in 9 finishes, please specify. 2, 3 or 4 clamps are included depending on screen size. Clamps available in satin anodized finish only. Privacy screen clamps for use on 1" surfaces only.

- Up to 42" w - 2 clamps per panel
- 48"-60" w - 3 clamps per panel
- 66"-78" w - 4 clamps per panel

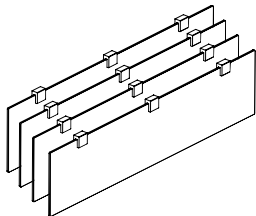
### Required Specifications

Finish

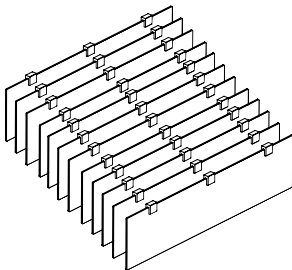
PET FELT MODESTY PANELS



PET Felt Modesty Panel - 1 pk.



PET Felt Modesty Panel - 4 pk.



PET Felt Modesty Panel - 12 pk.

MODEL# DIMENSIONS FREIGHT CLASS WT/LBS. CUBIC FT. LIST PRICE

	D x W x H				
PT9MP3013-1	.36 x 30 x 12.5	250	2.12	.57	<b>\$159</b>
PT9MP3613-1	.36 x 36 x 12.5	250	2.38	.69	<b>\$168</b>
PT9MP4213-1	.36 x 42 x 12.5	250	2.63	.80	<b>\$222</b>
PT9MP4813-1	.36 x 48 x 12.5	250	3.31	.91	<b>\$231</b>
PT9MP5413-1	.36 x 54 x 12.5	250	3.57	1.03	<b>\$300</b>
PT9MP6013-1	.36 x 60 x 12.5	250	3.82	1.14	<b>\$307</b>
PT9MP6613-1	.36 x 66 x 12.5	250	4.50	1.25	<b>\$360</b>
PT9MP7213-1	.36 x 72 x 12.5	250	4.76	1.36	<b>\$372</b>
PT9MP7813-1	.36 x 78 x 12.5	250	5.01	1.48	<b>\$381</b>

PET Felt Modesty Panel available in 9 finishes, please specify. 2, 3 or 4 clamps are included depending on screen size. Clamps available in satin anodized finish only. **Specify a nominal size 6" shorter than worksurface size.**

- Up to 42"w - 2 clamps per panel
- 48"-60"w - 3 clamps per panel
- 66"-78"w - 4 clamps per panel

PT9MP3013-4	0.36 x 30 x 12.5	85	7.64	.60	<b>\$594</b>
PT9MP3613-4	0.36 x 36 x 12.5	85	8.56	.71	<b>\$632</b>
PT9MP4213-4	0.36 x 42 x 12.5	92.5	9.48	.83	<b>\$841</b>
PT9MP4813-4	0.36 x 48 x 12.5	85	11.90	.98	<b>\$878</b>
PT9MP5413-4	0.36 x 54 x 12.5	92.5	12.80	1.09	<b>\$1133</b>
PT9MP6013-4	0.36 x 60 x 12.5	92.5	13.80	1.20	<b>\$1166</b>
PT9MP6613-4	0.36 x 66 x 12.5	85	16.20	1.32	<b>\$1373</b>
PT9MP7213-4	0.36 x 72 x 12.5	92.5	17.10	1.43	<b>\$1410</b>
PT9MP7813-4	0.36 x 78 x 12.5	92.5	18	1.54	<b>\$1443</b>

PET Felt Modesty Panel available in 9 finishes, please specify. 2, 3 or 4 clamps are included depending on screen size. Clamps available in satin anodized finish only. **Specify a nominal size 6" shorter than worksurface size.**

- Up to 42"w - 2 clamps per panel
- 48"-60"w - 3 clamps per panel
- 66"-78"w - 4 clamps per panel

PT9MP3013-12	0.36 x 30 x 12.5	92.5	21.60	1.92	<b>\$1732</b>
PT9MP3613-12	0.36 x 36 x 12.5	92.5	24.30	2.26	<b>\$1840</b>
PT9MP4213-12	0.36 x 42 x 12.5	92.5	26.90	2.60	<b>\$2456</b>
PT9MP4813-12	0.36 x 48 x 12.5	92.5	33.80	3.05	<b>\$2559</b>
PT9MP5413-12	0.36 x 54 x 12.5	92.5	36.40	3.39	<b>\$3318</b>
PT9MP6013-12	0.36 x 60 x 12.5	92.5	39	3.72	<b>\$3410</b>
PT9MP6613-12	0.36 x 66 x 12.5	92.5	45.90	4.18	<b>\$4026</b>
PT9MP7213-12	0.36 x 72 x 12.5	92.5	48.50	4.51	<b>\$4120</b>
PT9MP7813-12	0.36 x 78 x 12.5	92.5	51.10	4.85	<b>\$4212</b>

PET Felt Modesty Panel available in 9 finishes, please specify. 2, 3 or 4 clamps are included depending on screen size. Clamps available in satin anodized finish only. **Specify a nominal size 6" shorter than worksurface size.**

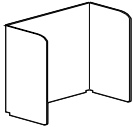
- Up to 42"w - 2 clamps per panel
- 48"-60"w - 3 clamps per panel
- 66"-78"w - 4 clamps per panel

Required Specifications

Finish

PET TRI-FOLD SCREENS	MODEL#	DIMENSIONS	FREIGHT CLASS	WT/LBS.	CUBIC FT.	LIST PRICE
		D x W x H				
<ul style="list-style-type: none"> <li>• 9mm thick panels offered in 9 finishes</li> <li>• Made from 100% PET (polyester) fiber with a high content (50%) of post-recycled material, free of added chemicals, binders and adhesives</li> <li>• Lightweight panels are tackable, impact and tear resistant, bacteria resistant, moisture resistant, and installation friendly</li> <li>• Variation in fiber mix and color are inherent to the character of the product.</li> </ul>	<b>FELT COLORS</b>					
		BLK	Black	MTS	Mist	
		BRI	Brick	PWT	Pewter	
		DEN	Denim	SHR	Shamrock	
		GPH	Graphite	WHT	White	
		HVT	Harvest			

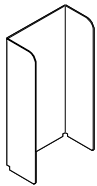
PET TRI-FOLD SCREENS	MODEL#	DIMENSIONS	FREIGHT CLASS	WT/LBS.	CUBIC FT.	LIST PRICE
		D x W x H				



**PET Felt Desktop Partition**

PSDTP3224	15.5 x 31.5 x 23.5	85	7	0.5	<b>\$306</b>
-----------	--------------------	----	---	-----	--------------

Lightweight freestanding desktop partition. Move wherever you need to provide a focus space. 9mm thick PET Felt, no hardware connections. Folds flat for storage when not in use. Ships in two pieces with a puzzle-like joint. Easy to assemble.



**PET Felt Floor Partition**

PSFSP3260	15.5 x 31.5 x 60	92.5	13	1.2	<b>\$692</b>
-----------	------------------	------	----	-----	--------------

Lightweight freestanding floor partition. Move wherever you need to provide a focus space. 9mm thick PET Felt, no hardware connections. Folds flat for storage when not in use. Ships in two pieces with a puzzle-like joint. Easy to assemble.

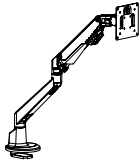
**Required Specifications**

Finish



**G7 MONITOR ARMS**
**MODEL#**
**DIMENSIONS**
**FREIGHT CLASS**
**WT/LBS.**
**CUBIC FT.**
**LIST PRICE**
**D x W x H**

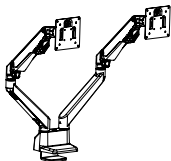
- Free up valuable space on surfaces
- Attach to any standard surface with flush edge with clamp that tightens from the desktop.
- Can be placed through standard Global grommets for mounting.
- Clamps on worksurfaces .50" to 2.625" thick
- Built-in cable management on arm and at the back of the base.
- Quick connect option is standard with hole patterns to meet Video Electronics Standards Association (VESA) standards (75mm x 75mm or 100mm x 100mm)
- Available finishes: Black (**BLK**), Designer White (**DWT**), Tungsten (**TUN**).

**G7 MONITOR ARMS**
**MODEL#**
**DIMENSIONS**
**FREIGHT CLASS**
**WT/LBS.**
**CUBIC FT.**
**LIST PRICE**

**G7 Monitor Arm, Single**

PSMA1	5.5 x -- x 21	85	6.6	0.47	<b>\$350</b>
-------	---------------	----	-----	------	--------------

For use with monitors weighing 4.4 to 19.8 lbs. Adjustable counterbalance provides free floating fingertip control. Maximum 20.5" extension from rear of the desk to back of monitor, folds to 4.5". Monitor can rotate for portrait or landscape viewing with -90° to 45° tilt adjustment. 180° lockout function. Maximum monitor width of 30". Some assembly required.

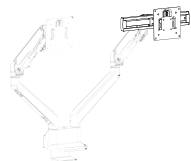
- Available in Black (**BLK**), Designer White (**DWT**) and Tungsten (**TUN**).
- Also accommodates mini slide arm, **PSMS**.


**G7 Monitor Arm, Double**

PSMA2	5.5 x -- x 21	85	11.44	0.8	<b>\$580</b>
-------	---------------	----	-------	-----	--------------

For use with monitors weighing 4.4 to 19.8 lbs. Adjustable counterbalance provides free floating fingertip control. Maximum 20.5" extension from rear of the desk to back of monitor, folds to 4.5". Monitor can rotate for portrait or landscape viewing with -90° to 45° tilt adjustment. 180° lockout function. Maximum monitor width of 30" (per arm). Some assembly required.

- Available in Black (**BLK**), Designer White (**DWT**) and Tungsten (**TUN**).
- Also accommodates mini slide arm, **PSMS**.


**G7 Mini Slide Monitor Arm**

PSMS	6 x 11 x 4.5	92.5	3.3	0.29	<b>\$115</b>
------	--------------	------	-----	------	--------------

For use with **PSMA1** and **PSMA2** monitor arms only. Provides 9" of lateral adjustment for the monitor and allows for better positioning when used side by side. Some assembly required. Loading capacity of 13.2 lbs. Quick release VESA plate.

- Available in Black (**BLK**), Designer White (**DWT**) and Tungsten (**TUN**).
- If for **PSMA1**, order (1)
- If for **PSMA2**, order (2)

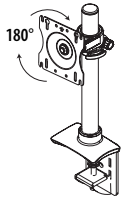
**Required Specifications**

Finish

MONITOR ARMS	MODEL#	DIMENSIONS D x W x H	FREIGHT CLASS	WT./LBS.	CUBIC FT.	LIST PRICE
--------------	--------	-------------------------	---------------	----------	-----------	------------

- Free up valuable space on surfaces
- Attach to any standard surface with flush edge by a desk clamp or through a grommet. Grommets above support panels cannot be used for mounting. Mounting hardware included.
- Clamps on worksurfaces 1/2" to 2 5/8" thick
- 9" vertical height adjustment on 12" post
- For use in grommets up to 3.5" wide
- Built-in cable management
- Quick connect option is standard with hole patterns to meet Video Electronics Standards Association (VESA) standards (75mm x 75mm or 100mm x 100mm)
- Monitor arm components are 100% recycled aluminum die cast material, providing stability and durability
- Available finishes: Silver (**SIL**) standard; Black (**BLK**) and White (**WTE**).

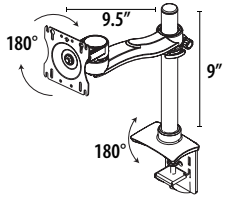
MONITOR ARMS, SINGLE SCREEN	MODEL#	DIMENSIONS	FREIGHT CLASS	WT./LBS.	CUBIC FT.	LIST PRICE
-----------------------------	--------	------------	---------------	----------	-----------	------------



**Single Screen Pole Position**

MON1SPP	-- x -- x --	150	5.80	1.20	<b>\$338</b>
---------	--------------	-----	------	------	--------------

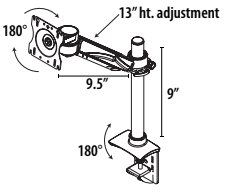
No extension arms. Minor assembly required. Supports 20 lb. load capacity. No maximum monitor width.



**Single Screen Single Extension Arm**

MON1SSE	-- x -- x --	150	6.20	1.20	<b>\$456</b>
---------	--------------	-----	------	------	--------------

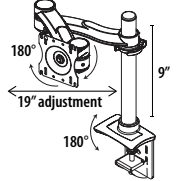
9.5" horizontal reach from center of pole to front of monitor mounting plate. Displays are able to tilt 180°, swing 180° side-to-side and rotate from landscape to portrait. Minor assembly required. Supports 20 lb. load capacity. No maximum monitor width.



**Single Screen Single Extension Arm with Height Adjustment**

MON1SSEH	-- x -- x --	125	7.20	1.10	<b>\$583</b>
----------	--------------	-----	------	------	--------------

Counterbalanced arm provides an additional 13" of height adjustment. Easy to use Allen wrench allows user to adjust the counterbalance mechanism for easy movement of the monitor. 9.5" horizontal reach from center of pole to front of monitor mounting plate. Displays are able to tilt 180°, swing 180° side-to-side and rotate from landscape to portrait. Minor assembly required. Supports 20 lb. load capacity. No maximum monitor width.



**Single Screen Double Extension Arm**

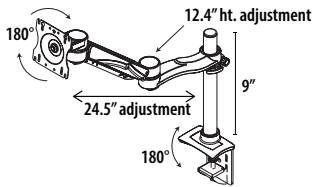
MON1SDE	-- x -- x --	125	7.50	1.20	<b>\$569</b>
---------	--------------	-----	------	------	--------------

Double extension allows 19" of horizontal back and forth movement. Arm folds back to post for more desk space. Displays are able to tilt 180°, swing 180° side-to-side and rotate from landscape to portrait. Minor assembly required. Supports 20 lb. load capacity. No maximum monitor width.

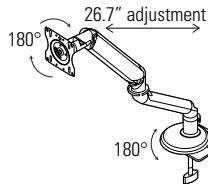
**Required Specifications**

Finish

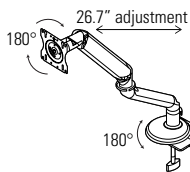
MONITOR ARMS



**Single Screen Double Extension Arm w/Height Adjustment**



**Single Screen Double Extension Arm - Light Duty**



**Single Screen Double Extension Arm - Medium Duty**

MODEL# DIMENSIONS FREIGHT CLASS WT/LBS. CUBIC FT. LIST PRICE

MODEL#	D x W x H	FREIGHT CLASS	WT/LBS.	CUBIC FT.	LIST PRICE
MON1SDEH	29.3 x 9.5 x 12.5	125	8.20	1.10	\$684

Counterbalanced arm provides an additional 12.4" of height adjustment. Double extension allows 24.5" of horizontal back and forth movement. Easy to use Allen wrench allows user to adjust the counterbalance mechanism for easy movement of the monitor. Displays are able to tilt 180°, swing 180° side-to-side and rotate from landscape to portrait. Cable manager comes on extension arm and hides all cables. Minor assembly required. Supports 20 lb. load capacity. No maximum monitor width.

M7750LD	5.5 x -- x --	100	10.34	1.12	\$782
---------	---------------	-----	-------	------	-------

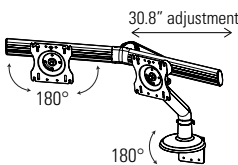
For use with monitors weighing 5 to 20 lbs. Adjustable counterbalance provides free floating fingertip control. Maximum of 26.7" extension from rear of desk to back of monitor; folds to 4.5". Monitor can rotate 180° for portrait or landscape viewing with -90° to 45° tilt adjustment. Integral monitor weight adjustment gauge. Aluminum die cast construction. VESA plate edge clamp and grommet mount included. Silver finish. Some assembly required. Supports 20 lb. load capacity. No maximum monitor width.

• Also available in **Black finish** #M7750LDB or **White finish** #M7750LDW.

M7755MD	5.5 x -- x --	100	10.34	1.12	\$834
---------	---------------	-----	-------	------	-------

For use with monitors weighing 10 to 30 lbs. Adjustable counterbalance provides free floating fingertip control. Maximum of 26.7" extension from rear of desk to back of monitor; folds to 4.5". Monitor can rotate 180° for portrait or landscape viewing with -90° to 45° tilt adjustment. Integral monitor weight adjustment gauge. Aluminum die cast construction. VESA plate edge clamp and grommet mount included. Silver finish. Some assembly required. Supports 20 lb. load capacity. No maximum monitor width. • Also available in **Black finish** #M7755MDB or **White finish** #M7755MDW.

MONITOR ARMS, DUAL SCREEN



**Dual Screen Double Extension Arm**

MODEL# DIMENSIONS FREIGHT CLASS WT/LBS. CUBIC FT. LIST PRICE

M7760DSS	26 x 8.4-30.75 x 24.4	92.5	14.75	1.3	\$1081
----------	-----------------------	------	-------	-----	--------

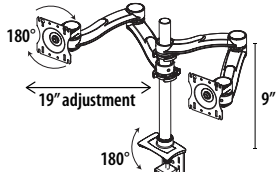
For use with monitors weighing 6 to 28 lbs. total and maximum width of 24" diagonal. Adjustable counterbalance provides free floating fingertip control. Maximum of 30.8" extension from rear of desk to back of monitor; folds to 8.4". Monitor can rotate 180° for portrait or landscape viewing with -90° to 45° tilt adjustment. Integral monitor weight adjustment gauge. Aluminum die cast construction. VESA plate edge clamp and grommet mount included. Silver finish. Some assembly required. Supports 20 lb. load capacity. No maximum monitor width.

• Also available in **Black finish** #M7760DSB or **White finish** #M7760DSW.

**Required Specifications**

Finish

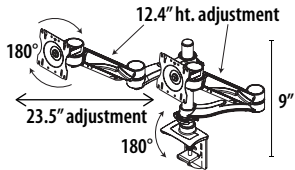
## MONITOR ARMS, DUAL SCREEN



**Dual Screen Double Extension Arm**

MODEL#	DIMENSIONS D x W x H	FREIGHT CLASS	WT./LBS.	CUBIC FT.	LIST PRICE
MON2SDE	-- x -- x 12.5	100	10.70	1.20	<b>\$1006</b>

For dual monitor applications. 32" maximum monitor width. Supports a 20lb. load capacity per screen. Double extension arms reach out up to 19". Top of mounting pole is 12.5" from worksurface. Easy to use Allen wrench allows user to adjust the counterbalance mechanism for easy movement of the monitor. Displays are able to tilt 180°, swing 180° side-to-side and rotate from landscape to portrait. Minor assembly required.

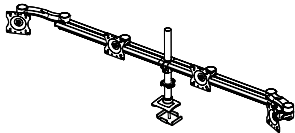


**Dual Screen Double Extension Arm with Height Adjustment**

MON2SDEH	-- x -- x 12.5	150	6	1.20	<b>\$1247</b>
----------	----------------	-----	---	------	---------------

For dual monitor applications. 35" maximum monitor width. Supports a 20 lb. load capacity per screen. Counterbalanced arms provide an additional 12.4" of height adjustment. Double extension arms reach out up to 23.5". Easy to use Allen wrench allows user to adjust the counterbalance mechanism for easy movement of the monitor. Both arms can be set at the same height. Displays are able to tilt 180°, swing 180° side-to-side and rotate from landscape to portrait. Cable manager comes on extension arm and hides all cables. Minor assembly required. Supports 20 lb. load capacity.

## MONITOR ARMS, QUAD SCREEN



**Parabolic Quad Screen Beam Mount**

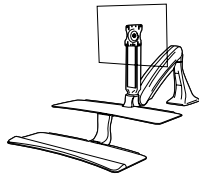
MODEL#	DIMENSIONS	FREIGHT CLASS	WT./LBS.	CUBIC FT.	LIST PRICE
MONQSBM	-- x -- x --	65	18.30	.70	<b>\$1630</b>

Supports four monitors. Two outside single extension arms tilt 180° and swing 180° side-to-side. All displays can be rotated from landscape to portrait. Beam is 63.9"w. Minor assembly required. Supports 20 lb. load capacity. 21" maximum monitor width. Bracket for grommet mount only included.

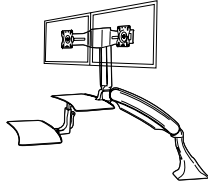
### Required Specifications

Finish

SIT-STAND WORKSTATIONS



**Single Screen Sit-Stand Workstation with Keyboard Tray and Shelf**



**Dual Screen Sit-Stand Workstation with Keyboard Tray and Shelf**

MODEL#	DIMENSIONS	FREIGHT CLASS	WT/LBS.	CUBIC FT.	LIST PRICE
--------	------------	---------------	---------	-----------	------------

	D x W x H				
M6011WS	28 x -- x --	125	36	4.8	<b>\$3314</b>

Desktop edge (rear, side or corner) or grommet mount on 24" or 30" deep worksurfaces. Transition between seated and standing positions, HFES compliant. Over 22" of gas assisted height adjustment plus independent height adjustable mechanism for the keyboard tray. Additional 9.5" of independent counterbalance height adjustment for the monitor. 45° of tilt and 90° of portrait to landscape rotation. Monitor weight limit from 5 to 25 lbs. Silver/Grey (SG) finish. Assembly required.

- Also available in **Black/Black (B/B) finish** #M6011WSBB or **White/Grey (WG) finish** #M6011WSWG.

M6021WS	28 x -- x --	100	42	4.8	<b>\$3670</b>
---------	--------------	-----	----	-----	---------------

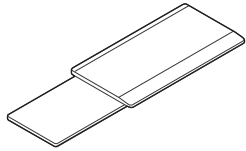
Desktop edge (rear, side or corner) or grommet mount on 24" or 30" deep worksurfaces. Transition between seated and standing positions, HFES compliant. Over 22" of gas assisted height adjustment plus independent height adjustable mechanism for the keyboard tray. Additional 9.5" of independent counterbalance height adjustment for the monitor. 45° of tilt and 90° of portrait to landscape rotation. Accommodates most 24" monitors weighing up to 8 lbs. each and offers independent screen adjustments. Silver/Grey (SG) finish. Assembly required.

- Also available in **Black/Black (B/B) finish** #M6021WSBB or **White/Grey (WG) finish** #M6021WSWG.

**Required Specifications**

Finish

**KEYBOARD MECHANISMS**

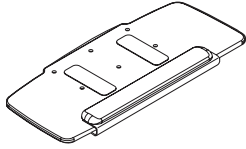


**Tray with Sliding Mouse Support**

MODEL#	DIMENSIONS D x W x H	FREIGHT CLASS	WT/LBS.	CUBIC FT.	LIST PRICE
KT01	10.5 x 21.3 x 2	70	7	.40	<b>\$277</b>

Mouse surface slides below support for left or right mouse positioning. Keyboard surface is 21”w x 11”d. Mouse surface extends 9” beyond the side of the tray. Compatible with all Global keyboard mechanisms. ABS plastic tray and sliding mouse tray.

- **Specify mechanism separately (see next page)**

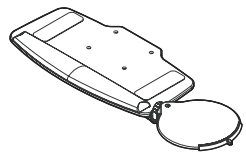


**27” HDPE Tray**

KT27M02	11.5 x 27.5 x .38	70	6	.40	<b>\$377</b>
---------	-------------------	----	---	-----	--------------

Allows mouse to be easily positioned at the same height as, and to the left or right of, the keyboard. Palm rest is easily removable. Includes anti-slip strips. High Density Polyethylene (HDPE) surface material. SSU palm rest. Compatible with all Global keyboard mechanisms.

- **Specify mechanism separately (see next page)**

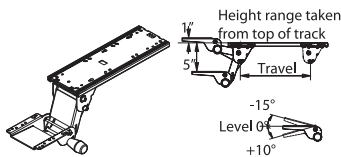


**Tray with Height Adjustable Mouse Support - Black**

KTMT03	11.5 x 23 x 2.8	100	5.80	.60	<b>\$385</b>
--------	-----------------	-----	------	-----	--------------

Low profile tray with highly adjustable Mouse Support that allows the user to position the mouse surface according to their needs and preferences. Mouse support features include: height adjustment, swivel and tilt. User can easily mount on left or right side of keyboard tray, easily swivel and adjust the height position to maintain neutral postures, and independently adjust the mouse surface tilt so mouse stays on the support when the keyboard tray is tilted. Compatible with all Global keyboard mechanisms. Palm rest is easily removable. Includes Mouse Fence with Cable Manager and anti-slip strips. Keyboard tray is 20.5”w x 11”d and mouse support is 11” in diameter. Tray support material is a compact phenolic panel; mouse tray in ABS plastic. Plug-in gel-feel foam palm rest.

- **Specify mechanism separately (see next page)**



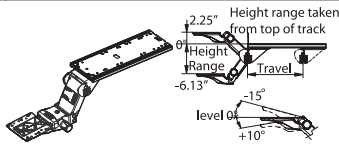
**Soft Touch Keyboard Support Mechanism**

KSM01-21	23.8 x 9 x 4.3	85	9.20	.70	<b>\$275</b>
KSM01-18	19.7 x 7.4 x 3.6	85	7.60	.60	<b>\$275</b>
KSM01-12	13 x 5 x 2.4	85	5.10	.40	<b>\$275</b>

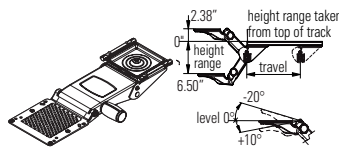
Soft Touch knob for simultaneous height and tilt adjustment. Spring-assist mechanism. Compatible with all Global keyboard mechanisms. Good for single users who do not adjust their keyboard often.

- KSM01-21 requires 21.75” of depth clearance under the surface for installation.
- KSM01-18 requires 18” of depth clearance under the surface for installation.
- KSM01-12 requires 12” of depth clearance under the surface for installation.
- **Specify keyboard tray separately (see previous page)**

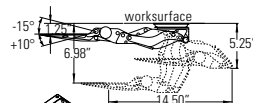
KEYBOARD MECHANISMS



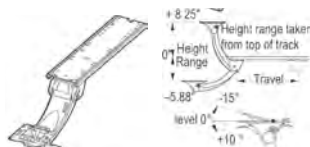
**Lift-N-Lock Keyboard Support Mechanism**



**Slim Fit Keyboard Support Mechanism**



**Trackless Keyboard Support Mechanism**



**Lift-N-Lock Sit-Stand Mechanism**

MODEL# DIMENSIONS FREIGHT CLASS WT./LBS. CUBIC FT. LIST PRICE

	D x W x H				
KSM02-21	23.8 x 9 x 9.7	85	9.70	.70	<b>\$361</b>
KSM02-18	19.7 x 7.4 x 8.2	85	8	.60	<b>\$361</b>
KSM02-12	13 x 5 x 5.4	85	5.40	.40	<b>\$361</b>

Knobless height adjustment and independent tilt adjustment. Locks automatically into position with release of tray. Compatible with all Global keyboard mechanisms. Good for single users who frequently change positions or for multiple users.

- KSM02-21 requires 21.75" of depth clearance under the surface for installation.
- KSM02-18 requires 18" of depth clearance under the surface for installation.
- KSM02-12 requires 12" of depth clearance under the surface for installation.
- **Specify keyboard tray separately (see previous page)**

Black:					
KSFK-21	17.5 x 7.5 x 4.75	70	9	.60	<b>\$361</b>
KSFK-18	17.5 x 7.5 x 4.75	70	8.30	.50	<b>\$361</b>
KSFK-12	17.5 x 7.5 x 4.75	85	7.30	.50	<b>\$361</b>

Warm White:					
KSFK-21-W	17.5 x 7.5 x 4.75	85	9	0.7	<b>\$429</b>

Super slim profile accommodates leg clearance requirements of more users. Knobless height adjustment and independent tilt adjustment. Height and depth indicators together in dashboard. Compatible with all Global keyboard mechanisms. Good for single users who frequently change positions and for multiple users. Swivels 360°.

- KSFK-21 requires 21.75" of depth clearance under the surface for installation.
- KSFK-18 requires 18" of depth clearance under the surface for installation.
- KSFK-12 requires 12" of depth clearance under the surface for installation.
- **Specify keyboard tray separately (see previous page)**

Black:					
KSTRKLS-B	14.5 x 7.5 x 5.25	70	6	0.3	<b>\$506</b>

Super slim profile trackless keyboard mechanism designed to fit worksurfaces such as height adjustable tables and benching systems, where space is limited and conventional track mounted keyboard mechanisms will not fit. Knobless height adjustment and independent tilt adjustment. Compatible with all Global keyboard trays.

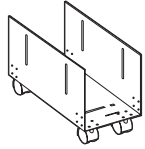
- **Specify keyboard tray separately (see previous page)**

KSM03-21	23.8 x 9 x 9.7	85	11.80	.90	<b>\$579</b>
KSM03-18	19.7 x 7.4 x 8	85	9.70	.70	<b>\$579</b>
KSM03-12	13 x 5 x 5.3	85	6.50	.50	<b>\$579</b>

Ergonomic support for both seated and standing positions. Curved neck allows user closer access to the desk. Compatible with all Global keyboard mechanisms. Recommended for single users who alternate between sitting and standing.

- KSM03-21 requires 21.75" of depth clearance under the surface for installation.
- KSM03-18 requires 18" of depth clearance under the surface for installation.
- KSM03-12 requires 12" of depth clearance under the surface for installation.
- **Specify keyboard tray separately (see previous page)**

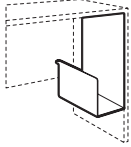
**CPU ACCESSORIES**



**CPU Holder on Casters**

MODEL#	DIMENSIONS D x W x H	FREIGHT CLASS	WT./LBS.	CUBIC FT.	LIST PRICE
PCPU-HC	15 x 5 x 10.37	70	8	.45	<b>\$190</b>

Adjusts 5" - 9" in width. Front locking casters. Assembly hardware included. Height without CPU is 10.4". Depth without CPU is 15". Black only.



**Power Park CPU Holder**

PCPU-HO	15 x 5-11 x 18	92.5	11.50	1.06	<b>\$166</b>
---------	----------------	------	-------	------	--------------

Desk mounted CPU Holder. Adjusts 5" - 11" in width. Mounting hardware included. Height without CPU is 18". Depth without CPU is 15". Black only.



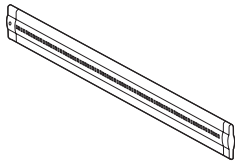
**CPU Holder on Glide Track**

PCPU-GT	-- x -- x --	100	12.60	1.40	<b>\$412</b>
---------	--------------	-----	-------	------	--------------

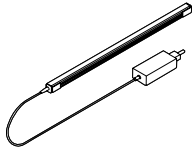
Accepts tower CPUs with widths from 3.5" to 9.3" and heights from 12.5" to 22.5". 17" glide track and 360° swivel for easy access to rear of CPU. Steel and engineered resin construction.




**TASK LIGHTING**



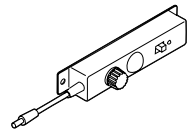
**LED Task Light**



**Starter LED Task Light**



**Add-On LED Task Light**



**Occupancy Sensor**

**MODEL# DIMENSIONS FREIGHT CLASS WT./LBS. CUBIC FT. LIST PRICE**

**D x W x H**

PLED30	1.5 x 15.5 x .5	150	2	.50	<b>\$494</b>
PLED50	1.5 x 23.5 x .5	150	2	.50	<b>\$569</b>
PLED100	1.5 x 43.5 x .5	125	3	.50	<b>\$660</b>

Energy efficient LED. Ultra slim design. Suitable for hanging under hutch or wallhung units. 6' power cord. UL listed: UL 153.

PLEDS240	0.94 x 22.9 x .79	70	2.5	0.13	<b>\$243</b>
PLEDS360	0.94 x 33.5 x .79	70	2.8	0.16	<b>\$280</b>
PLEDS480	0.94 x 45.5 x .79	70	3.2	0.21	<b>\$311</b>

Undercabinet slim profile LED linear light fixture with lens and On/Off switch. May be used as stand-alone or extended with add-on section below (PLEDAxxx). Plug-in power supply with 72" cord length plus 78" DC cable. Includes magnetic mounting brackets for both steel and laminate units; for laminate units, additional mounting plates are required and included. Light enclosure in clear anodizing finish. Color temperature cool white 4000K. Lifespan rated 30,000 hours. UL listed: UL 153.

	<b>PLEDS240</b>	<b>PLEDS360</b>	<b>PLEDS480</b>
Nominal size	24"W	36"W	48"W
Number of LEDs	36	54	72
Total light output (lumens)	580	780	1150
Power input per light (watts)	9	13.5	18

PLEDA240	0.94 x 22.9 x .79	70	2.5	0.13	<b>\$199</b>
PLEDA360	0.94 x 33.5 x .79	70	2.8	0.16	<b>\$236</b>
PLEDA480	0.94 x 45.5 x .79	70	3.2	0.21	<b>\$267</b>

Undercabinet slim profile LED linear add-on light fixture with lens. Daisy chain unit with 39" linking cable, no power supply. Add-on units can only be linked up to a total of 48 watts per power supply; this is equivalent to 10 feet of nominal length of light per power supply. Includes magnetic mounting brackets for both steel and laminate units; for laminate units, additional mounting plates are required and included. Light enclosure in clear anodizing finish. Color temperature cool white 4000K. Lifespan rated 30,000 hours. UL listed: UL 153.

	<b>PLEDA240</b>	<b>PLEDA360</b>	<b>PLEDA480</b>
Nominal size	24"W	36"W	48"W
Number of LEDs	36	54	72
Total light output (lumens)	580	780	1150
Power input per light (watts)	9	13.5	18

PLEDOS	0.93 x 4.4 x 1.3	70	0.40	0.01	<b>\$98</b>
--------	------------------	----	------	------	-------------

Inline add-on controller for dimming and occupancy sensor. UL listed: UL153.

**Required Specifications**

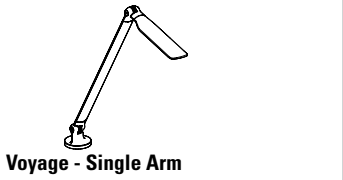
Finish  
Mount

**Optional Specifications**

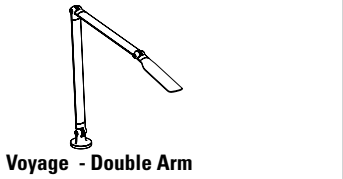
Occupancy Sensor

TASK LIGHTING	MODEL#	DIMENSIONS	FREIGHT CLASS	WT/LBS.	CUBIC FT.	LIST PRICE
D x W x H						
<b>Mounting Options for Voyage and Revo Lights:</b> Freestanding Base ( <b>FS</b> ) Freestanding Base with USB charge port ( <b>FSUSB</b> ) - Add <b>\$104</b> . Surface Mount ( <b>SM</b> ) Clamp Mount ( <b>CM</b> )						

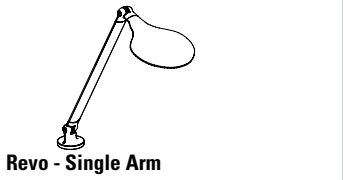
REVO + VOYAGE	MODEL#	DIMENSIONS	FREIGHT CLASS	WT/LBS.	CUBIC FT.	LIST PRICE
---------------	--------	------------	---------------	---------	-----------	------------



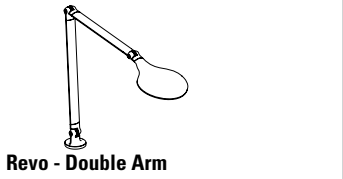
LINLAMPS	6 x 6 x 14.1	60	2.66	.01	<b>\$672</b>	
Fully articulating body with single arm. 6' power cord. Touch and hold dimming capability, with auto shut-off after 10 hours. Brightness adjustment from 100% to 15%. 18 fractional LEDs, 337 lumens, 3500K color temperature. 85 CRI. 94% post consumer recyclability by weight. Available in Black (BLK), White (WHT) and Silver (SLV). Mounting accessories sold separately (see above). Optional integrated USB port in base ( <b>FSUSB</b> ) allows for charging of mobile devices. UL listed: UL 1153:2014. <ul style="list-style-type: none"> <li>• Occupancy Sensor (<b>OS</b>) - Add <b>\$78</b></li> </ul>						



LINLAMPD	6 x 6 x 21.6	60	2.66	.01	<b>\$688</b>	
Fully articulating body with double arm. 6' power cord. Touch and hold dimming capability, with auto shut-off after 10 hours. Brightness adjustment from 100% to 15%. 18 fractional LEDs, 337 lumens, 3500K color temperature. 85 CRI. 94% post consumer recyclability by weight. Available in Black (BLK), White (WHT) and Silver (SLV). Mounting accessories sold separately (see above). Optional integrated USB port in base ( <b>FSUSB</b> ) allows for charging of mobile devices. UL listed: UL 1153:2014. <ul style="list-style-type: none"> <li>• Occupancy Sensor (<b>OS</b>) - Add <b>\$78</b></li> </ul>						



RNDLAMPS	6 x 6 x 14.1	60	2.66	.01	<b>\$672</b>	
Fully articulating body with single arm. 6' power cord. Touch and hold dimming capability, with auto shut-off after 10 hours. Brightness adjustment from 100% to 15%. 18 fractional LEDs, 294 lumens, 3500K color temperature. 85 CRI. 94% post consumer recyclability by weight. Available in Black (BLK), White (WHT) and Silver (SLV). Mounting accessories sold separately (see above). Optional integrated USB port in base ( <b>FSUSB</b> ) allows for charging of mobile devices. UL listed: UL 1153:2014. <ul style="list-style-type: none"> <li>• Occupancy Sensor (<b>OS</b>) - Add <b>\$78</b></li> </ul>						



RNDLAMPD	6 x 6 x 21.6	60	2.66	.01	<b>\$688</b>	
Fully articulating body with double arm. 6' power cord. Touch and hold dimming capability, with auto shut-off after 10 hours. Brightness adjustment from 100% to 15%. 18 fractional LEDs, 294 lumens, 3500K color temperature. 85 CRI. 94% post consumer recyclability by weight. Available in Black (BLK), White (WHT) and Silver (SLV). Mounting accessories sold separately (see above). Optional integrated USB port in base ( <b>FSUSB</b> ) allows for charging of mobile devices. UL listed: UL 1153:2014. <ul style="list-style-type: none"> <li>• Occupancy Sensor (<b>OS</b>) - Add <b>\$78</b></li> </ul>						

**Required Specifications**

Finish  
Mount

**Optional Specifications**

Occupancy Sensor

POWER/DATA

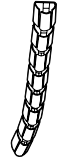
MODEL# DIMENSIONS FREIGHT CLASS WT/LBS. CUBIC FT. LIST PRICE



Cable Snake

	D x W x H				
PCSN01	2 x 3 x 31.25	92.5	2.10	.20	<b>\$135</b>

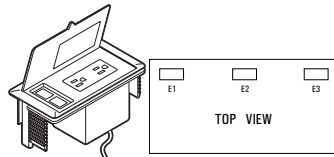
Flexible cable management. Provides access to power/data from floor to underside of worksurface where it attaches. Two pathways within Cable Snake. Silver (SIL) plastic only.



Cable Snake Extension

PCSN01E	- x - x -	92.5	2.1	0.2	<b>\$108</b>
---------	-----------	------	-----	-----	--------------

Extension kit to use with cable snake PCSN01. Additional 8 links extend cable snake up to 49" in length. Ideal for height adjustable tables. Silver plastic only.



Power/Data Block

PMSpDM	3.5 x 6.5 x 2.75	70	2	.10	<b>\$330</b>
--------	------------------	----	---	-----	--------------

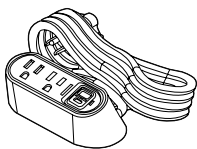
Worksurface power and data module. Two power receptacles and two data receptacles. 9' black cord included. Specify position and add \$96 for cut-out in worksurface. See diagram E1/E2/E3 for specification location. Black only. Cut-out dimensions: 5.95" x 2.75".



Mini Adapt Power Module

PEUTEM	3 x 3.8 x 2	70	1	.18	<b>\$221</b>
--------	-------------	----	---	-----	--------------

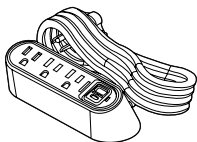
Two power receptacles. Attaches to edge of table or desk through grommet hole. 6' black cord. Black only.



DPC Slim Desktop 2 Power/USB-A and -C

PSDPC22W	2.25 x 4.88 x 2.25	60	2.5	0.5	<b>\$307</b>
----------	--------------------	----	-----	-----	--------------

Desktop power center with two 15A tamper resistant power receptacles, one USB-A port and one USB-C port (provides 3.1A). 10' cord with molded plug. Includes three mounting options: a screw-in mounting plate for forward facing outlets; under surface mount bracket; or a clamp mounting kit for 0.5"-1.5" thick surfaces. Gloss White body with Grey face. UL listed: UL 962A.

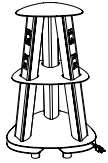


DPC Slim Desktop 3 Power/USB-A and -C

PSDPC32W	2.25 x 6 x 2.25	60	2.6	0.5	<b>\$405</b>
----------	-----------------	----	-----	-----	--------------

Desktop power center with three 15A tamper resistant power receptacles, one USB-A port and one USB-C port (provides 3.1A). 10' cord with molded plug. Includes three mounting options: a screw-in mounting plate for forward facing outlets; under surface mount bracket; or a clamp mounting kit for 0.5"-1.5" thick surfaces. Gloss White body with Grey face. UL listed: UL 962A.

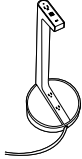
**POWER / DATA**



**Isle Power Tower**

MODEL#	DIMENSIONS D x W x H	FREIGHT CLASS	WT./LBS.	CUBIC FT.	LIST PRICE
PTISL96GB	18 x 18 x 25.5	92.5	68	6.50	<b>\$2768</b>
PTISL96GW	18 x 18 x 25.5	92.5	68	6.50	<b>\$2768</b>
PTISL96SP	18 x 18 x 25.5	92.5	68	6.50	<b>\$2768</b>

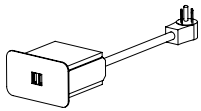
Includes twelve (12) 110V power outlets and six (6) rapid charge USB ports. 9' cord with molded plug. Available in Gloss Black (**GB**), Gloss White (**GW**) and Silver Pearl (**SP**) as indicated by last letter of model number.



**Vesta Portable Power Tower**

PPVST3WF	12 x 12 x 28.25	250	10	4.30	<b>\$1580</b>
----------	-----------------	-----	----	------	---------------

Includes three 110V power outlets (one on top, two on base), two USB-A and one USB-C charging ports. 10' cord with plug. Matte White finish with Fog inserts.

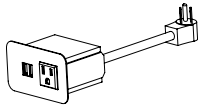


**Cove Mini - Charging USB**

COV-SM-U-_-108	--	70	1.5	.25	<b>\$378</b>
----------------	----	----	-----	-----	--------------

Retrofits into any AG or POG grommet cutout (grommet cover must be removed). Includes two 2.1 AMP USB charging ports. Requires 2" clearance below the worksurface. 9' black cord. UL listed: UL 962A.

- This unit utilizes the entire grommet, eliminating available wire pass thru
- Replace \_ with **B** for **Black**
- Replace \_ with **S** for **Silver**

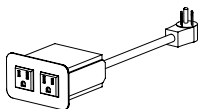


**Cove Mini - Power & Charging USB**

COV-SM-1U-_-108	--	70	1.5	.25	<b>\$402</b>
-----------------	----	----	-----	-----	--------------

Retrofits into any AG or POG grommet cutout (grommet cover must be removed). Includes one power outlet and two 2.1 AMP USB charging ports. Requires 2" clearance below the worksurface. 9' black cord. UL listed: UL 962A.

- This unit utilizes the entire grommet, eliminating available wire pass thru
- Replace \_ with **B** for **Black**
- Replace \_ with **S** for **Silver**

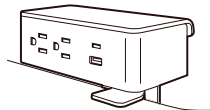


**Cove Mini - Power**

COV-SM-2-_-108	--	70	1.5	.25	<b>\$249</b>
----------------	----	----	-----	-----	--------------

Retrofits into any AG or POG grommet cutout (grommet cover must be removed). Includes two power outlets. Requires 2" clearance below the worksurface. 9' black cord. UL listed: UL 962A.

- This unit utilizes the entire grommet, eliminating available wire pass thru
- Replace \_ with **B** for **Black**
- Replace \_ with **S** for **Silver**



**Clamp Mount 2 Power/USB-A&C**

PS3525057	3.2 x 5.5 x 3	60	3.01	0.2	<b>\$500</b>
PS3525002	3.2 x 5.5 x 3	60	3.01	0.2	<b>\$500</b>

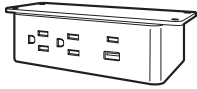
Ashley Duo clamp mount power module with two 15 amp 120 Volt AC receptacles; 2.4 amp USB-A port and 60 watt USB-C power delivery port, 10' power cord with molded plug, UL listed: UL 962A. Clamp accommodates worksurfaces 0.5" to 1.5" thick; fastened with thumb screws.

- PS3525057 - White module with Silver bracket.
- PS3525002 - Black module with Silver bracket

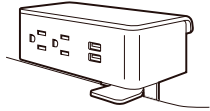
**Required Specifications**

Finish

POWER / DATA



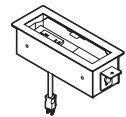
**Under Mount 2 Power/USB-A&C**



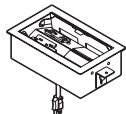
**Clamp Mount 2 Power/2 USB-A**



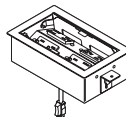
**Under Mount 2 Power/2 USB-A**



**Power/USB Block**



**Power/USB Block**



**Power/USB Block**

MODEL# DIMENSIONS FREIGHT CLASS WT/LBS. CUBIC FT. LIST PRICE

D x W x H

PS3526057	2.8 x 5.5 x 1.8	60	3.2	0.2	<b>\$500</b>
PS3526002	2.8 x 5.5 x 1.8	60	3.2	0.2	<b>\$500</b>

Ashley Duo under mount power module with two 15 amp 120 Volt AC receptacles; 2.4 amp USB-A port and 60 watt USB-C power delivery port, 10' power cord with molded plug, UL listed: UL 962A. Mountable under most worksurfaces. Installation template provided.

- PS3526057 - White module with Silver bracket
- PS3526002 - Black module with Silver bracket.

PS305057	3.2 x 5.5 x 3	60	3.01	0.05	<b>\$386</b>
PS305002	3.2 x 5.5 x 3	60	3.01	0.05	<b>\$386</b>

Ashley Duo clamp mount power module with two 15 amp 120 Volt AC receptacles and two 2.1 amp USB ports. Includes 10' power cord with NEMA plug. Edge clamp accommodates worksurfaces 0.5" to 1.5" thick; fastened with thumb screws. UL listed: UL 962A.

- PS305057 - White module with Silver bracket.
- PS305002 - Black module with Silver bracket

PS305157	2.8 x 5.5 x 1.8	60	3.2	0.05	<b>\$335</b>
PS305102	2.8 x 5.5 x 1.8	60	3.2	0.05	<b>\$335</b>

Ashley Duo under mount power module with two 15 amp 120 Volt AC receptacles and two 2.1 amp USB ports. Includes 10' power cord with NEMA plug. Mountable under most worksurfaces. Installation template provided. UL listed: UL 962A.

- PS305157 - White module with Silver bracket
- PS305102 - Black module with Silver bracket.

PM101USBB	11 x 4.3 x 3.5	70	6	0.3	<b>\$653</b>
PM101USBT	11 x 4.3 x 3.5	70	6	0.3	<b>\$653</b>

Power module with recessed door. Includes one duplex with two AC outlets and two USB-A charging ports, one telecom knockout and one simplex convenience plug on the bottom of the unit. 10' power cord. Available in Black (**B**) or Tungsten (**T**) as indicated by the last character in the model number. Duplex is white only. Corresponding cut out options are **K1**, **K2** or **K3**. Cut-out dimensions: 10.5" x 3.625". UL listed: UL 153.

- *Cannot be daisy-chained.*

PM202USBB	11 x 6.8 x 3.5	92.5	7	0.67	<b>\$863</b>
PM202USBT	11 x 6.8 x 3.5	92.5	7	0.67	<b>\$863</b>

Power module with recessed doors. Includes: one duplex with two AC outlets and one duplex with two AC outlets and two USB-A charging ports), two telecom knockouts and one simplex convenience plug on the bottom. 10' power cord. Available in Black (**B**) and Tungsten (**T**) as indicated by the last character in the model number. Duplexes are white only. Corresponding cut out options are **U1**, **U2** or **U3**. Units are not approved for daisy chaining. Cut-out dimensions: 10.5" x 6.125". UL listed: UL 153.

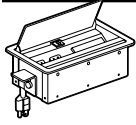
PFPD400RB	11 x 6.8 x --	92.5	7	0.67	<b>\$882</b>
PFPD400RT	11 x 6.8 x --	92.5	7	0.67	<b>\$882</b>

Power module with recessed doors. Includes four duplexes: two AC only duplexes and two AC with USB duplexes (each with two AC outlets and two USB-A charging ports) and one simplex on the bottom. In total eight AC outlets, four USB-A and one convenience plug on the bottom of the unit. 10' power cord. Available in Black (**B**) or Tungsten (**T**) as indicated by the last character of the model number. Duplexes are white only. Corresponding cut-out options are **U1**, **U2** or **U3**. Units are not approved for daisy chaining. Cut-out dimensions: 10.5" x 6.125". UL listed: UL 153.

**Required Specifications**

Finish

**POWER/DATA**

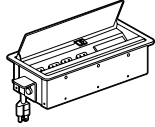


**Power/Data Block**

MODEL#	DIMENSIONS D x W x H	FREIGHT CLASS	WT/LBS.	CUBIC FT.	LIST PRICE
PLCTM101B	9 x 5.5 x -	70	6	0.3	<b>\$279</b>
PLCTM101T	9 x 5.5 x -	70	6	0.33	<b>\$279</b>

Power only included, specify telecom options separately, see page 496. Includes two simplex outlets on top and one on bottom. 10' cord. Includes one telecom knockout. Available in Black (**B**) and Tungsten (**T**) - indicated by last letter of model number. Surface access door. Cut-out option **A1, A2 or A3** to be specified when ordering. Cut-out dimensions: 8.6" x 4.8". UL listed: UL 153.

- *Cannot be daisy-chained.*

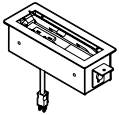


**Power/Data Block**

PLCTM102B	12 x 5.5 x -	125	5	0.67	<b>\$402</b>
PLCTM102T	12 x 5.5 x -	125	5	0.67	<b>\$402</b>

Power only included, specify telecom options separately, see page 496. Includes four simplex outlets on top and one on bottom. 10' cord. Includes one telecom knockout. Available in Black (**B**) and Tungsten (**T**) - indicated by last letter of model number. Surface access door. Cut-out option **J1, J2 or J3** to be specified when ordering. Cut-out dimensions: 11.55" x 4.8". UL listed: UL 153.

- *Cannot be daisy-chained.*

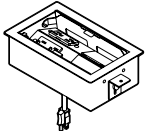


**Voice/Data Block**

PLRTM101B	11 x 4.3 x 3.5	125	4.65	0.67	<b>\$531</b>
PLRTM101T	11 x 4.3 x 3.5	125	4.65	0.67	<b>\$531</b>

Power only included, specify telecom options separately, see page 496. Includes two simplex outlets on top and one on bottom. 10' cord. Includes one telecom knockout. Available in Black (**B**) and Tungsten (**T**) - indicated by last letter of model number. Surface access door. Cut-out option **K1, K2 or K3** to be specified when ordering. Cut-out dimensions: 10.5" x 3.625". UL listed: UL 153.

- *Cannot be daisy-chained.*



**Voice/Data Block**






PLRTM202B	11 x 6.8 x 3.5	92.5	7	0.67	<b>\$617</b>
PLRTM202T	11 x 6.8 x 3.5	92.5	7	0.67	<b>\$617</b>

Power only included, specify telecom options separately, see page 496. Includes four simplex outlets on top and one on bottom. 10' cord. Includes two telecom knockouts. Available in Black (**B**) and Tungsten (**T**) - indicated by last letter of model number. Surface access door. Cut-out option **U1, U2 or U3** to be specified when ordering. Cut-out dimensions: 10.5" x 3.625". UL listed: UL 153.

- *Cannot be daisy-chained.*
- Available on Zira Boardroom, Kadin and Zook tables only.

**Required Specifications**

Finish

POWER/DATA	MODEL#	DIMENSIONS	FREIGHT CLASS	WT/LBS.	CUBIC FT.	LIST PRICE
 <p><b>Single Sided Recessed Power Block</b></p>		<b>D x W x H</b>				
	PRTMCS401B	4.22 x 10.78 x 4.86	100	4.3	0.51	<b>\$456</b>
	PRTMCS401T	4.22 x 10.78 x 4.86	100	4.3	0.51	<b>\$456</b>
	PRTMCS401W	4.22 x 10.78 x 4.86	100	4.3	0.51	<b>\$456</b>
 <p><b>Single Sided Recessed Power Block - USB-A + USB-C</b></p>						
	PRTMCS421B	4.22 x 10.78 x 4.86	100	4.3	0.51	<b>\$599</b>
	PRTMCS421T	4.22 x 10.78 x 4.86	100	4.3	0.51	<b>\$599</b>
	PRTMCS421W	4.22 x 10.78 x 4.86	100	4.3	0.51	<b>\$599</b>
 <p><b>Double Sided Recessed Power Block</b></p>						
	PRTMCD602B	6.22 x 10.78 x 4.86	92.5	5.9	0.51	<b>\$521</b>
	PRTMCD602T	6.22 x 10.78 x 4.86	92.5	5.9	0.51	<b>\$521</b>
	PRTMCD602W	6.22 x 10.78 x 4.86	92.5	5.9	0.51	<b>\$521</b>
 <p><b>Double Sided Recessed Power Block - USB-A + USB-C</b></p>						
	PRTMCD622B	6.22 x 10.78 x 4.86	92.5	6.1	0.51	<b>\$656</b>
	PRTMCD622T	6.22 x 10.78 x 4.86	92.5	6.1	0.51	<b>\$656</b>
	PRTMCD622W	6.22 x 10.78 x 4.86	92.5	6.1	0.51	<b>\$656</b>
 <p><b>Double Sided Recessed Power Block - USB-A + USB-C</b></p>						
	PRTMCD642B	6.22 x 10.78 x 4.86	85	6.3	0.51	<b>\$790</b>
	PRTMCD642T	6.22 x 10.78 x 4.86	85	6.3	0.51	<b>\$790</b>
	PRTMCD642W	6.22 x 10.78 x 4.86	85	6.3	0.51	<b>\$790</b>

Single-sided recessed power block with **one regular duplex and one telecom knockout on top; one power duplex on bottom**. 10' power cord with straight plug. Specify telecom options separately, see page 496. Available in Black (**B**), Tungsten (**T**) or Designer White (**W**) as indicated by the last letter of model number. Duplexes always Grey. Corresponding cut-out options are **R1, R2** or **R3**. Units are not approved for daisy chaining. UL listed: UL 1363.

Single-sided recessed power block with **one power/USB-A/USB-C duplex and one telecom knockout on top; one power duplex on bottom**. USB-A port charges max 2.4 amps at 5V and USB-C port charges max 3 amps at 5V. 10' power cord with straight plug. Specify telecom options separately, see page 496. Available in Black (**B**), Tungsten (**T**) or Designer White (**W**) as indicated by the last letter of model number. Duplexes always Grey (duplex with USB ports is glossy finish). Corresponding cut-out options are **R1, R2** or **R3**. Units are not approved for daisy chaining. UL listed: UL 1363.

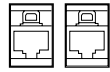
Double-sided recessed power block with **two regular power duplexes and two telecom knockouts on top; one power duplex on bottom**. 10' power cord with straight plug. Specify telecom options separately, see page 496. Available in Black (**B**), Tungsten (**T**) or Designer White (**W**) as indicated by last letter of model number. Duplexes always Grey. Corresponding cut-out options are **T1, T2** or **T3**. Units are not approved for daisy chaining. UL listed: UL 1363.

Double-sided recessed power block with **one regular power duplex, one power/USB-A/USB-C duplex and two telecom knockouts on top; one power duplex on bottom**. USB-A port charges max 2.4 amps at 5V and USB-C port charges max 3 amps at 5V. 10' power cord with straight plug. Specify telecom options separately, see page 496. Available in Black (**B**), Tungsten (**T**) or Designer White (**W**) as indicated by last letter of model number. Duplexes always Grey (duplex with USB ports is glossy finish). Corresponding cut-out options are **T1, T2** or **T3**. Units are not approved for daisy chaining. UL listed: UL 1363.

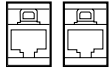
Double-sided recessed power block with **two power/USB-A/USB-C duplexes and two telecom knockouts on top; one power duplex on bottom**. USB-A port charges max 2.4 amps at 5V and USB-C port charges max 3 amps at 5V. 10' power cord with straight plug. Specify telecom options separately, see page 496. Available in Black (**B**), Tungsten (**T**) or Designer White (**W**) as indicated by last letter of model number. Duplexes always Grey (duplex with USB ports is glossy finish). Corresponding cut-out options are **T1, T2** or **T3**. Units are not approved for daisy chaining. UL listed: UL 1363.

**Required Specifications**  
Finish

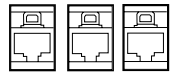
**TELECOM PLATES**



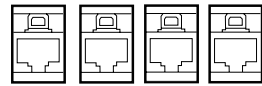
**Telecom Plate - 2 x 6**



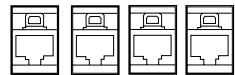
**Telecom Plate - 2 x 6**



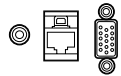
**Telecom Plate - 3 x 6**



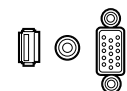
**Telecom Plate - 4 x 6**



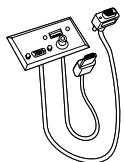
**Telecom Plate - 4 x 6**



**Telecom Plate - 3TSV**



**Telecom Plate - 3SVH**



**Telecom Plate - SVH**



**Telecom Plate - 1 USB-C, 1 USB-A**

**MODEL# DIMENSIONS FREIGHT CLASS WT/LBS. CUBIC FT. LIST PRICE**

**D x W x H**  
 PTEL01 - x - x - 70 0.01 0.05 **\$164**

Includes 2 x RJ45 cat 6 data. Black telecom plate. To be hardwired by data contractor.

PTEL12 - x - x - 70 1 0.01 **\$207**

Grey telecom plate with (2) RJ45 cat 6 data jacks. To be hardwired by data contractor.

PTEL02 - x - x - 70 0.01 0.05 **\$222**

Includes 2 x RJ45 cat 6 data and 1 RJ11 cat phone. Black telecom plate. To be hardwired by data contractor.

PTEL03 - x - x - 70 0.01 0.05 **\$340**

Includes 4 x RJ45 cat 6 data. Black telecom plate. To be hardwired by data contractor.

PTEL13 - x - x - 70 1 0.01 **\$375**

Grey telecom plate with (4) RJ45 cat 6 data jacks. To be hardwired by data contractor.

PTEL04 - x - x - 70 0.01 0.05 **\$290**

Includes 1 x RJ45 cat 6 data, mini stereo and 15 pin HD VGA. Black telecom plate. To be hardwired by data contractor.

PTEL05 - x - x - 70 0.01 0.05 **\$401**

Includes mini stereo, 15 pin HD VGA and HDMI. Black telecom plate.

PTEL14 2 x 3.25 x - 70 1 0.01 **\$483**

Grey telecom plate with mini stereo, 15 pin HD VGA with female to male connector cable and HDMI with female to female connector cable.

PTEL08 - x - x - 70 1 0.01 **\$176**

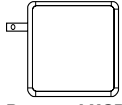
Grey telecom plate with (1) USB-C port w/20" male pigtail and (1) USB-A port w/72" pigtail; requires powered USB transformer #PUSBTRSF ordered separately.

**Required Specifications**

Finish



TELECOM PLATES



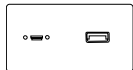
**Powered USB Transformer**



**Telecom Plate - 2 USB-A**



**Telecom Plate - 2 RJ45, 1 HDMI**



**Telecom Plate - 1HDMI, 1 USB-A**

MODEL#	DIMENSIONS	FREIGHT CLASS	WT/LBS.	CUBIC FT.	LIST PRICE
--------	------------	---------------	---------	-----------	------------

PUSBTRSF	- x - x -	70	1	0.01	<b>\$117</b>
----------	-----------	----	---	------	--------------

Powered USB transformer, 25w, 100-240 VAC, 5-9VDC (1) USB-C and (2) USB-A female ports - provides power for PTEL08.

PTEL09	- x - x -	70	1	0.01	<b>\$236</b>
--------	-----------	----	---	------	--------------

Grey telecom plate with (2) USB-A ports each 2/72" patchcord.

PTEL10	- x - x -	70	1	0.01	<b>\$485</b>
--------	-----------	----	---	------	--------------

Grey telecom plate with (2) RJ45 cat 6 data connectors, (1) HDMI w/36" male pigtail; female/female gender changer included.

PTEL11	- x - x -	70	1	0.01	<b>\$386</b>
--------	-----------	----	---	------	--------------

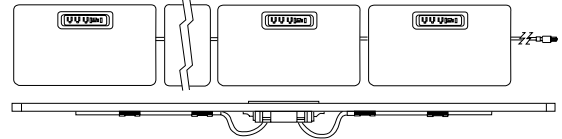
Grey telecom plate with (1) HDMI female/female w/36" patchcord and (1) USB-A with 72" patchcord.

# P PRODUCTIVITY SOLUTIONS™ BY GLOBAL

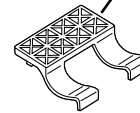
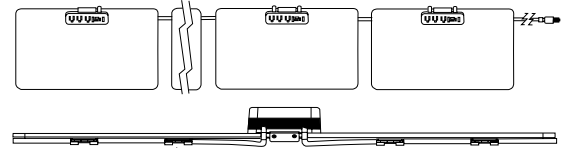
POWER SOLUTIONS FOR FLEXIBLE SPACES    MODEL#    DIMENSIONS    FREIGHT CLASS    WT/LBS.    CUBIC FT.    LIST PRICE

- Perfect for training areas, meeting rooms, in-office workstations and more; Code compliant that allows users to optimize any space providing convenient power access.
- Connect up to four units from a single infeed, delivering AC power and USB charging to the table tops.
- Two styles are available: in-surface modules or on-surface modules.
- Starter modules include 10' corded infeed with three prong NEMA plug.
- Touch safe easy to use connectors from module to module with added latch to prevent unintended separation.
- Each module features three tamper-resistant receptacles, USB-A and USB-C charging ports.
- Overall maximum length joined together not to exceed 48.5 feet per infeed.
- UL listed to **UL962A SD**, the standard for furniture power distribution units on portable/movable workspace tables.
- Certified to CSA standard **C22.2 No. 203-16**.
- When ordering in-surface modules be sure to select corresponding cut-out options when specifying tables. Specify **MPS** for a single centered cut-out on the approach side of the table or **MPD** for two cut-outs in the left and right hand positions. Upcharge will apply per cut-out. Cut-outs are available on the following series: **2gether tables, Bungee rectangular fixed and flip-top tables, Bungee SL tables, ConnecTables, Edventure study carrels and Zook rectangular and flip-top tables**. Surface must be a minimum of 0.5" to a maximum of 1.5" thick for proper mounting of the units.
- On-surface modules come with a clamp mount that will accommodate any material from 0.5" to 1.5" thick; additional brackets are also included for alternate screw in mounting options that can accommodate vertical or horizontal positions.
- In-surface cut-out dimensions: 7.15" x 2.25".

### In Surface



### On Surface

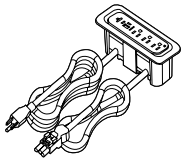


**Cable management cord clips:**  
Included with each unit (2 clips per cord) and are available separately in packs of 10.

## MODPOWER DAISY-CHAIN SOLUTION

MODEL#    DIMENSIONS    FREIGHT CLASS    WT/LBS.    CUBIC FT.    LIST PRICE

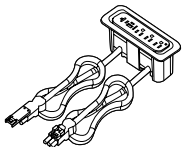
D x W x H



**ModPower In-Surface Starter Unit**

PMDSF10MG	2.75 x 7.63 x 2.63	250	3.44	1	<b>\$521</b>
PMDSF10WH	2.75 x 7.63 x 2.63	250	3.44	1	<b>\$521</b>

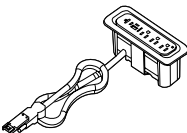
Includes infeed, one 10' cord with NEMA plug and one 3' connector cord. Unit is equipped with three 15A tamper-resistant receptacles, one USB-A and one USB-C charging ports, and a circuit breaker. Four cable management cord clips included. Specify corresponding cut-out code when ordering table: single centered cut-out (**MPS**) or two cut-outs in left and right positions (**MPD**). Available in Magnesium (**MG**) or White (**WH**) finish as indicated by last characters of model number. UL listed: UL 962A.



**ModPower In-Surface Middle Unit**

PMDCF3MG	2.75 x 7.63 x 2.63	250	2.44	1	<b>\$490</b>
PMDCF3WH	2.75 x 7.63 x 2.63	250	2.44	1	<b>\$490</b>

Includes two 3' connector cords. Unit is equipped with three 15A rated 12A tamper-resistant receptacles, one USB-A and one USB-C charging ports, and a circuit breaker. Four cable management cord clips included. Specify corresponding cut-out code when ordering table: single centered cut-out (**MPS**) or two cut-outs in left and right positions (**MPD**). Available in Magnesium (**MG**) or White (**WH**) finish as indicated by last characters of model number. UL listed: UL 962A.



**ModPower In-Surface End Unit**

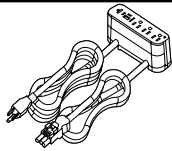
PMDEF3MG	2.75 x 7.63 x 2.63	70	1.85	1	<b>\$429</b>
PMDEF3WH	2.75 x 7.63 x 2.63	70	1.85	1	<b>\$429</b>

Includes one 3' connector cord. Unit is equipped with three 15A rated 12A tamper-resistant receptacles, one USB-A and one USB-C charging ports, and a circuit breaker. Two cable management cord clips included. Specify corresponding cut-out code when ordering table: single centered cut-out (**MPS**) or two cut-outs in left and right positions (**MPD**). Available in Magnesium (**MG**) or White (**WH**) finish as indicated by last characters of model number. UL listed: UL 962A.

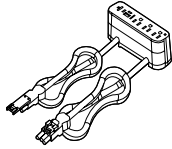
### Required Specifications

Finish

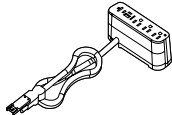
MODPOWER MODULES



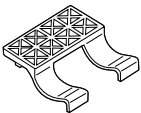
**ModPower On-Surface Starter Unit**



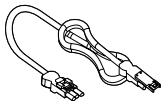
**ModPower On-Surface Middle Unit**



**ModPower On-Surface End Unit**



**ModPower Cable Management Clips**



**ModPower Interconnecting Jumper**

MODEL#	DIMENSIONS	FREIGHT CLASS	WT/LBS.	CUBIC FT.	LIST PRICE
--------	------------	---------------	---------	-----------	------------

D x W x H

PMDSA10MG	1.75 x 6.13 x 2.5	150	4.33	1	<b>\$551</b>
PMDSA10WH	1.75 x 6.13 x 2.5	150	4.33	1	<b>\$551</b>

Includes infeed, one 10' cord with NEMA plug and one 3' connector cord. Unit is equipped with three 15A tamper-resistant receptacles, one USB-A and one USB-C charging ports, and a circuit breaker. Includes edge clamp and three other mounting methods. Four cable management cord clips included. Available in Magnesium (**MG**) or White (**WH**) finish as indicated by last characters of model number. UL listed: UL 962A.

PMDCA3MG	1.75 x 6.13 x 2.5	250	3.33	1	<b>\$521</b>
PMDCA3WH	1.75 x 6.13 x 2.5	250	3.33	1	<b>\$521</b>

Includes two 3' connector cords. Unit is equipped with three 15A rated 12A tamper-resistant receptacles, one USB-A and one USB-C charging ports, and a circuit breaker. Includes edge clamp and three other mounting methods. Four cable management cord clips included. Available in Magnesium (**MG**) or White (**WH**) finish as indicated by last characters of model number. UL listed: UL 962A.

PMDEA3MG	1.75 x 6.13 x 2.5	250	2.75	1	<b>\$459</b>
PMDEA3WH	1.75 x 6.13 x 2.5	250	2.75	1	<b>\$459</b>

Includes one 3' connector cord. Unit is equipped with three 15A rated 12A tamper-resistant receptacles, one USB-A and one USB-C charging ports, and a circuit breaker. Includes edge clamp and three other mounting methods. Two cable management cord clips included. Available in Magnesium (**MG**) or White (**WH**) finish as indicated by last characters of model number. UL listed: UL 962A.

PMDCCLIPS	2.5 x 2.6 x .6	70	0.03	0.02	<b>\$92</b>
-----------	----------------	----	------	------	-------------

Package of 10 clips.

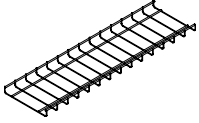
PMDJ36BK	-- x 36 x --	70	1.38	0.09	<b>\$308</b>
----------	--------------	----	------	------	--------------

Interconnection jumper cord to add an additional 3' of cord length between in-surface and on-surface ModPower units. 3' cord with male and female connector. Package of 2 jumpers. UL listed: UL 962A.

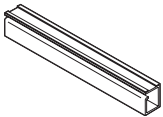
**Required Specifications**

Finish

## OFFICE ACCESSORIES



**Power/Data Cable Basket**



**Wire Manager**



**Vertical Wire Manager**



**Coat Tree**



**Coat Tree\***

MODEL#	DIMENSIONS D x W x H	FREIGHT CLASS	WT/LBS.	CUBIC FT.	LIST PRICE
BRTCB76KIT	8 x 34 x 1	70	1.56	0.15	<b>\$263</b>
BRTCB70	8 x 70 x 1	100	3.22	0.34	<b>\$191</b>
BRTCB64	8 x 64 x 1	92.5	2.94	0.29	<b>\$178</b>
BRTCB58	8 x 58 x 1	92.5	2.66	0.26	<b>\$172</b>
BRTCB52	8 x 52 x 1	100	2.39	0.24	<b>\$162</b>
BRTCB46	8 x 46 x 1	92.5	2.16	0.21	<b>\$153</b>
BRTCB40	8 x 40 x 1	70	1.8	0.18	<b>\$145</b>
BRTCB34	8 x 34 x 1	70	1.56	0.15	<b>\$139</b>
BRTCB28	8 x 28 x 1	70	1.2	0.13	<b>\$123</b>
BRTCB22	8 x 22 x 1	70	1.01	0.1	<b>\$115</b>
BRTCB16	8 x 16 x 1	70	0.73	0.07	<b>\$108</b>
BRTCB8	8 x 8 x 1	70	0.36	0.03	<b>\$97</b>

Shallow, 8" wide basket manages cable excess and serves to manage cords and cables. It can be easily unclipped from spring steel brackets (included) to rearrange cable connections from below worksurface. Spring steel brackets can suspend the Cable Basket below the worksurface where it keeps the cords and cables off the floor and manages them along the horizontal plane - between floor monuments and Storage Vertical Cable Manager, for example. Tall storage cabinet's legs provide easy access to the Cable Basket where it can easily be unclipped from spring steel brackets to rearrange cable connections. Steel wire construction, chrome finish baskets; black spring steel hanging brackets, fasteners.

PEWM5.5	2 x 66 x 2	70	.60	.10	<b>\$198</b>
PEWM5	2 x 60 x 2	70	.60	.10	<b>\$166</b>
PEWM4.5	2 x 54 x 2	70	.50	.10	<b>\$148</b>
PEWM4	2 x 48 x 2	70	.50	.10	<b>\$135</b>
PEWM3.5	2 x 42 x 2	70	.40	.10	<b>\$116</b>
PEWM3	2 x 36 x 2	70	.40	.10	<b>\$104</b>
PEWM2.5	2 x 30 x 2	70	.30	.10	<b>\$85</b>
PEWM2	2 x 24 x 2	70	.30	.10	<b>\$70</b>
PEWM1.5	2 x 18 x 2	70	.20	.10	<b>\$55</b>
PEWM1	2 x 12 x 2	70	.20	.10	<b>\$40</b>

Plastic tray flexes to receive and hold electrical and data wires. Quickly attaches with two strips of double-sided tape. Black (**BLK**) only.

PEVWM	2 x 22 x 2	70	.30	.10	<b>\$68</b>
-------	------------	----	-----	-----	-------------

From underside of worksurface to bottom panel. Capable of holding electrical and data wires in a vertical position. Black (BLK) only. Attaches with two strips of double-sided tape.

PCOS2	25 x 25 x 60	300	8	4.67	<b>\$501</b>
PCOS3	25 x 25 x 60	300	8	4.67	<b>\$501</b>

Square tube metal frame, complete with four Chrome double hooks. Adjustable glides. 60" high. Ships UPS. 3 per carton  
 • PCOS2 is finished in Black. PCOS3 is finished in Chrome.

PCT	25 x 25 x 65	250	6	3	<b>\$642</b>
-----	--------------	-----	---	---	--------------

Square tube. Complete with four satin brass double hooks. 65" high. Available in the following finishes: Absolute (AAM), Black (BKM), Cherry (ACM), Cherry Latte (CLM), Cocoa Vanilla (CVM), English Oak (EOM), Fruitwood (TFM), Honey (AHM), Gray (HGM), Mahogany (TMM), Maple (AVM), Medium Walnut (MWM), Night (ASM), Sandy Beach (SBM), Walnut (TWM), White (WHM) and Winter Cherry (WCM). Ships UPS. 1 per carton

**Required Specifications**


Finish\*

ACCESSORIES

MODEL# DIMENSIONS FREIGHT CLASS WT/LBS. CUBIC FT. LIST PRICE

D x W x H

PAFM3018	29.4 x 17.63 x .75	85	4.4	0.3	<b>\$172</b>
PAFM4820	48 x 20 x .75	85	7.7	0.59	<b>\$276</b>



**Anti-Fatigue Mat**

Polyurethane anti-fatigue mat offers increased comfort and helps reduce strain while standing. Tapered, no-curl edges prevent tripping hazards. Anti-slip backing is suitable for low pile carpet or hard flooring. Black only.

**Required Specifications**

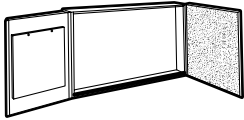
Laminate finish

BOARDROOM ACCESSORIES	MODEL#	DIMENSIONS D x W x H	FREIGHT CLASS	WT/LBS.	CUBIC FT.	LIST PRICE
-----------------------	--------	-------------------------	---------------	---------	-----------	------------

### CONFERENCE CABINET NOTES

- Visual boards feature a self edge all around.
- Available finishes:

ACJ	Absolute Acajou	ASN	Asian Night	AWC	Avant Cherry	AWH	Avant Honey
BLK	Black	BRC	Brushed Cobalt	DES	Dark Espresso	DWT	Designer White
QTM	Quartered Mahogany	SOG	Storm Grey	WHC	White Chocolate	WCR	Winter Cherry

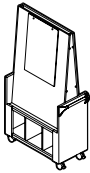


**Visual Board\***

GVB4848	4 x 48 x 48	85	122	9.25	<b>\$1695</b>
AVB4848	4 x 48 x 48	70	135	9	<b>\$1650</b>

Includes white board and two side opening doors containing cork board on right door and 50-sheet paper writing pad on left door. Marker board can be used for projection. Set of 4 dry markers and eraser included.

- **NOTE:** Care should be taken to mount the units. Units should be mounted to wall studs using correct fasteners. Failure to do so may result in collapse of the unit and subsequent personal injury. **Mounting hardware not included.** Mounting hardware used should be based on wall material. Consult an installation professional for proper wall mounting.

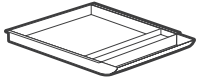


**Visual Board\***

Z361872VB	36 x 18 x 72	250	187	38.50	<b>\$2954</b>
-----------	--------------	-----	-----	-------	---------------

Angled visual board with paper pad on one side and dry erase board on the opposite side. Unique push handles are standard. Locking casters included. Decorative aluminum trim is standard on the lip of each shelf. Height aligns with 36" buffets. Shipped RTA (ready to assemble).

PENCIL DRAWERS	MODEL#	DIMENSIONS	FREIGHT CLASS	WT/LBS.	CUBIC FT.	LIST PRICE
----------------	--------	------------	---------------	---------	-----------	------------



**Pencil Drawer**

W1624PDR	16 x 24 x 2.25	92.5	5	.50	<b>\$362</b>
W1518PDR	18 x 15 x 2.25	92.5	4	.40	<b>\$274</b>

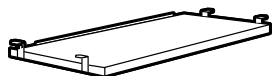
Black ABS plastic. Provides space for writing instruments and small items at the workspace. Attaches to underside of any 24"D and 30"D worksurface with included roller slides. Shipped RTA (ready to assemble).

- May be used with all casegoods.

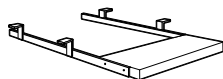
### Required Specifications

Finish\*

KEYBOARD DRAWERS



Keyboard Shelf



Keyboard Drawer

MODEL#	DIMENSIONS	FREIGHT CLASS	WT./LBS.	CUBIC FT.	LIST PRICE
--------	------------	---------------	----------	-----------	------------

	D x W x H				
KS20	11 x 20 x 3.5	92.5	10	1	\$265

Pull-out laminate shelf. Specify finish from list available in each series.

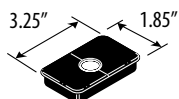
• **Not available** on StreamLINE or Adaptabilities Series - see page 41 for comparable Adaptabilities option.

MPOKL	11 x 24 x 3.5	92.5	10	1	\$274
-------	---------------	------	----	---	-------

Pull-out laminate drawer. Specify finish from list available in each series.

• **Not available** on StreamLINE or Adaptabilities Series - see page 41 for comparable Adaptabilities option.

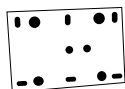
ACCESSORIES



Wire Manager Grommet



L Bracket



Flat Bracket

MODEL#	DIMENSIONS	FREIGHT CLASS	WT./LBS.	CUBIC FT.	LIST PRICE
--------	------------	---------------	----------	-----------	------------

AG1	1.875 d x 3.25 w	100	--	--	\$96
AG2					
AG3					

Rectangular **black** surface mount that can be factory installed in any worksurface. Indicate position - left (**AG1**), center (**AG2**) or right (**AG3**). **See individual Series Notes for further details.** To order a grommet cover only, please specify **GEN160-UN** - \$25 list each.

MLB90	4.5 x 1.5	70	1	.01	\$60
-------	-----------	----	---	-----	------

Used to attach worksurfaces to end panels. Black only.

CST318	4.5 x 3	70	1	.01	\$56
--------	---------	----	---	-----	------

Used as a mending plate to give additional worksurface support. Black only.

**Required Specifications**

Finish (Drawers)

**HANDLES**

**MODEL# DIMENSIONS FREIGHT CLASS WT/LBS. CUBIC FT. LIST PRICE**



**Silver Handle (HV)**

MODEL#	D x W x H -- x 5 x --	FREIGHT CLASS	WT/LBS.	CUBIC FT.	LIST PRICE
GEN225-SIL	-- x 5 x --	70	1	.01	<b>\$34</b>

Silver finish, square edge handle style. **For use on pedestals and all lateral files.**

- This handle has a measurement of 96mm center to center.
- Drawer handles on this page are for purchase. Installation is done by the customer. To purchase as a factory installed option on **Zira** desks, credenzas and returns, see series notes for option code and price.



**Matte Black Handle (HU)**

GEN225-BLK	-- x 5 x --	70	1	.01	<b>\$34</b>
------------	-------------	----	---	-----	-------------

Black matte finish, square edge handle style. **For use on pedestals and all lateral files.**

- This handle has a measurement of 96mm center to center.
- Drawer handles on this page are for purchase. Installation is done by the customer. To purchase as a factory installed option on **Zira** desks, credenzas and returns, see series notes for option code and price.



**Flared Brass Handle (HW)**

GEN217	-- x 5.25 x --	70	1	.01	<b>\$34</b>
--------	----------------	----	---	-----	-------------

Satin brass finish, flared handle style. **For use on pedestals and all lateral files.**

- This handle has a measurement of 96mm center to center.
- Drawer handles on this page are for purchase. Installation is done by the customer. To purchase as a factory installed option on **Zira** desks, credenzas and returns, see series notes for option code and price.



**Flared Black Handle (HX)**

GEN165	-- x 5.25 x --	70	1	.01	<b>\$34</b>
--------	----------------	----	---	-----	-------------

Black matte finish, flared handle style. **For use on pedestals and all lateral files.**

- This handle has a measurement of 96mm center to center.
- Drawer handles on this page are for purchase. Installation is done by the customer. To purchase as a factory installed option on **Zira** desks, credenzas and returns, see series notes for option code and price.



**Flared Silver Handle (HS)**

GEN189-HS	-- x 4.5 x --	70	1	.01	<b>\$34</b>
-----------	---------------	----	---	-----	-------------

Silver finish, flared handle style. **For use on pedestals and all lateral files.**

- This handle has a measurement of 96mm center to center.
- Drawer handles on this page are for purchase. Installation is done by the customer. To purchase as a factory installed option on **Zira** desks, credenzas and returns, see series notes for option code and price.



**Dimpled Nickel Handle (HZ)**

GEN190	-- x 4.9 x --	70	1	.01	<b>\$34</b>
--------	---------------	----	---	-----	-------------

Nickel matte finish, dimpled handle style. **For use on pedestals and all lateral files.**

- This handle has a measurement of 96mm center to center.
- Drawer handles on this page are for purchase. Installation is done by the customer. To purchase as a factory installed option on **Zira** desks, credenzas and returns, see series notes for option code and price.



**Crescent Black Handle (H0)**

GEN256	-- x 4.75 x --	70	1	.01	<b>\$34</b>
--------	----------------	----	---	-----	-------------

Black matte finish, crescent handle style. **For use on pedestals and all lateral files.**

- This handle has a measurement of 96mm center to center.
- Drawer handles on this page are for purchase. Installation is done by the customer. To purchase as a factory installed option on **Zira desks, credenzas and returns only**, see series notes for option code and price.



HANDLES

MODEL# DIMENSIONS FREIGHT CLASS WT/LBS. CUBIC FT. LIST PRICE



Bar Silver Handle (HQ)

	D x W x H				
CS0003-SIL	-- x 4.6 x --	70	1	.01	<b>\$34</b>

Silver finish, bar handle style **For use on pedestals and all lateral files.**

- This handle has a measurement of 96mm center to center.
- Drawer handles on this page are for purchase. Installation is done by the customer. To purchase as a factory installed option on **Zira desks, credenzas and returns only**, see series notes for option code and price.

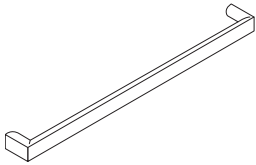


Bar Black Handle (HR)

CS0003-BLK	-- x 4.6 x --	70	1	.01	<b>\$34</b>
------------	---------------	----	---	-----	-------------

Black finish, bar handle style **For use on pedestals and all lateral files.**

- This handle has a measurement of 96mm center to center.
- Drawer handles on this page are for purchase. Installation is done by the customer. To purchase as a factory installed option on **Zira desks, credenzas and returns only**, see series notes for option code and price.



Bridges II Handle

BRH1	-- x 6.375 x --	70	1	.01	<b>\$35</b>
------	-----------------	----	---	-----	-------------

Silver Finish, square edged handle style. For use on all pedestals and storage cabinets with handles.

- This handle has a measurement of 128mm center to center.
- Drawer handles on this page are for purchase. Installation is done by the customer. To purchase as a factory installed option on **Bridges II pedestals and cabinets only**, see series notes for option code and price.