



Get Your Bespoke Office Design Today

We'll Get You The Right Office Furniture

Call Now (856)-368-9085

Call Now To Order (856) 368-9085

50% OFF Sale On Now

Nationwide Delivery and Installation

Office Doctor Discount Office Furniture

[www.OfficeDr.com](http://www.OfficeDr.com) 856-368-9085

Global Sale On Now

Take 45% Off the List Prices in this PDF

**Call 856-368-9085 Now**

Free Layout & Design Service

Power Technology Solutions

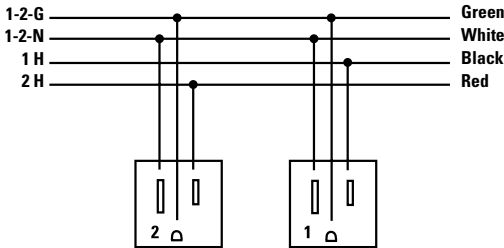
# T TABLE POWER + TECHNOLOGY SOLUTIONS™ - NOTES

- Global is pleased to offer a range of sophisticated electrical and technology options for training and conference tables.
- Worksurface cut-outs for units must be specified separately, please see appropriate product note pages for details.
- Daisy chaining is generally defined as having multiple power units connect to one another from a single electrical infeed source.
- The daisy-chain units below utilize a 4-wire, 2 circuit system (when hardwired by a licensed electrician to a building power source) or can run a single circuit (when utilizing the 42AP1-72 plug and play infeed).
- The following maximums are to National Electric Code (NEC) – some local codes vary from NEC code – it is the customer's responsibility to follow all applicable local codes and guidelines.

Product	Max units per circuit
Villa I	8 units per circuit
Villa II	4 units per circuit
Villa USB	8 units per circuit
Oasis Mini A	3 units per circuit
Oasis Mini B	3 units per circuit

## Electrical System

4-2 Wiring Schematic  
 4-Wire Shared Neutral  
 Complies with National Electric Code  
 UL Listed  
 All circuits rated for 20 AMP



## VILLA I, VILLA II AND VILLA USB DETAILS

- Each Villa unit is available two ways. Corded units includes three-prong plugs to connect directly into a standard outlet. DaisyLink kits can be specified separately to daisy-chain multiple units off of a single infeed. Infeeds are specified separately.
- Villa I units include two power outlets and either two knockouts or two data ports included, **all accessible at the surface**.
- Villa II units include two power outlets and either two knockouts for data or two data ports included accessible at the surface. Another two power outlets are **accessible below the surface**.
- Villa USB includes two power outlets, two 2.1 AMP charging USB ports and either two data knockouts or two data ports included, **all accessible at the surface**.

## OASIS MINI DETAILS

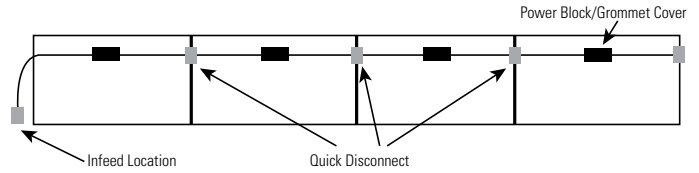
- Each Oasis Mini (except for Chicago Mini Oasis) is available two ways. Corded units includes three-prong plugs to connect directly into a standard outlet. DaisyLink units must have interconnecting cords specified separately to daisy-chain multiple units off of a single infeed. Infeeds are specified separately.
- Oasis Mini A units includes six power outlets and two telecom plate knockouts
- Oasis Mini B units includes four power outlets and three telecom plate knockouts
- Oasis Mini USB units include six power outlets, two 2.1 AMP charging USB ports and one telecom plate knockouts

## TELECOM PLATE DETAILS

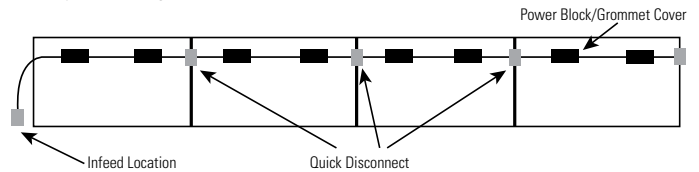
- Telecom plates are for use on Oasis Mini units only, providing a means to provide different types of telephone, data and audio visual connections to the worksurface. For every telecom plate knockout on a Oasis Mini unit, please specify one telecom plate. If telecom plates are not required, it is recommended blank telecom plates are specified - see page 516 for details.

## EXAMPLE LAYOUTS - TRAINING TABLES

- Single Power Block Kits Available on training tables 36" – 72" (**must specify V2 cut-out on table**):
- Each single block kit includes 1 Power Block and 1 Grommet Cover, 1 Female/Female Interconnecting Cable and 1 Female/Male Interconnecting Cable. Cable clamps for management of these cables are also included.

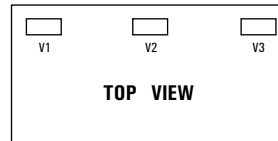


- Double Power Block Kits Available on 60", 66" and 72" (must specify V1 and V3 cut-out on table):
- Each double block kit includes 2 Power Blocks and 2 Grommet Covers, 2 Female/Female Interconnecting Cable and 1 Female/Male Interconnecting Cable. Cable clamps for management of these cables are also included.



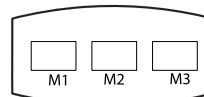
## VILLA CUT-OUTS

- Optional Villa cut-out available in standard worksurface locations (left, center or right) **for Rectangular Tables**. Order as: **V1, V2 or V3**. **Add \$96 for each cut-out**.
- Villa cut-outs may be placed at non-standard locations. Please contact customer service.



## OASIS MINI CUT-OUTS

- Optional Oasis Mini cut-out available in standard worksurface locations (left, center or right) **for Rectangular Tables**. Order as: **M1, M2 or M3**. **Add \$96 for each cut-out**.
- Oasis Mini cut-outs may be placed at non-standard locations. Please contact customer care.
- **Oasis Mini is only available on Zira Boardroom Tables**



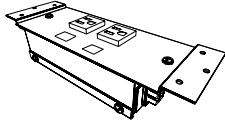
## VILLA I, CENTER POSITION- DAISYLINK KITS

MODEL#	DIMENSIONS	FREIGHT CLASS	WT./LBS.	CUBIC FT.	LIST PRICE
--------	------------	---------------	----------	-----------	------------

D x W x H

VIF-41-DKO_72SK	--	70	9	.45	<b>\$496</b>
VIF-41-DKO_66SK	--	70	9	.45	<b>\$496</b>
VIF-41-DKO_60SK	--	70	9	.45	<b>\$496</b>
VIF-41-DKO_54K	--	70	9	.45	<b>\$496</b>
VIF-41-DKO_48K	--	70	9	.45	<b>\$496</b>
VIF-41-DKO_42K	--	70	9	.45	<b>\$496</b>
VIF-41-DKO_36K	--	70	9	.45	<b>\$496</b>


Villa Power Base



Villa Flush Lid




**Data Knockouts, No Data Ports**



42 FF Cable



42 FM Cable



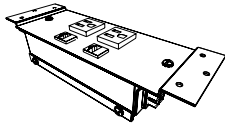
Cable Clamps

Includes **one power block** with **two power receptacles** and two knockouts for data, grommet cover, one female/female interconnecting cable, one female/male interconnecting cable and four cable clamps. **V2 cut-out must be specified on training table** (see product notes section for more details and cut-out upcharge). **Power Infeed required and sold separate** (see page 517). For multiple circuit configurations, please contact customer service. UL listed: UL 183 and CSA Certified.

- Replace \_ with **B** for **Black**
- Replace \_ with **S** for **Silver Pearl**
- Villa DaisyLink kits are not recommended for use on 2gether tables or Zira Boardroom Tables

VIF-41-D-_72SK	--	70	9	.45	<b>\$648</b>
VIF-41-D-_66SK	--	70	9	.45	<b>\$648</b>
VIF-41-D-_60SK	--	70	9	.45	<b>\$648</b>
VIF-41-D-_54K	--	70	9	.45	<b>\$648</b>
VIF-41-D-_48K	--	70	9	.45	<b>\$648</b>
VIF-41-D-_42K	--	70	9	.45	<b>\$648</b>
VIF-41-D-_36K	--	70	9	.45	<b>\$648</b>


Villa Power Base



Villa Flush Lid



**Data Knockouts, Data Ports Included**



42 FF Cable



42 FM Cable



Cable Clamps

Includes **one power block** with **two power receptacles** and **two RJ45** Cat 6 Data, grommet cover, one female/female interconnecting cable, one female/male interconnecting cable and four cable clamps. **V2 cut-out must be specified on training table** (see product notes section for more details and cut-out upcharge). **Power Infeed required and sold separate** (see page 517). For multiple circuit configurations, please contact customer service. UL listed: UL 183 and CSA Certified.

- Replace \_ with **B** for **Black**
- Replace \_ with **S** for **Silver Pearl**
- Villa DaisyLink kits are not recommended for use on 2gether tables or Zira Boardroom Tables

### Required Specifications

Finish  
Power Infeed  
Cut-out location

# T TABLE POWER + TECHNOLOGY SOLUTIONS

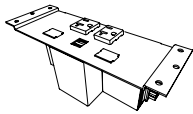
## VILLA I, CENTER POSITION- DAISYLINK KITS

MODEL# DIMENSIONS FREIGHT CLASS WT/LBS. CUBIC FT. LIST PRICE

D x W x H

VIF-41-UDKO_-36K	--	70	10	.45	<b>\$679</b>
VIF-41-UDKO_-42K	--	70	10	.45	<b>\$679</b>
VIF-41-UDKO_-48K	--	70	10	.45	<b>\$679</b>
VIF-41-UDKO_-54K	--	70	10	.45	<b>\$679</b>
VIF-41-UDKO_60SK	--	70	10	.45	<b>\$679</b>
VIF-41-UDKO_66SK	--	70	10	.45	<b>\$679</b>
VIF-41-UDKO_72SK	--	70	10	.45	<b>\$679</b>

Villa Power Base



Villa Flush Lid



42 FF Cable



42 FM Cable



Cable Clamps

### Villa I USB Data Knockouts, No Data Ports

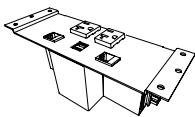
Includes **one power block with two power receptacles, two 2.1 AMP USB charging ports** and two knockouts for data, grommet cover, one female/female interconnecting cable, one female/male interconnecting cable and four cable clamps. **V2 cut-out must be specified on training table** (see product notes section for more details and cut-out upcharge). **Power Infeed required and sold separate** (see page 517). For multiple circuit configurations, please contact customer service.

UL listed: UL 183 and CSA Certified.

- Replace \_ with **B** for **Black**
- Replace \_ with **S** for **Silver Pearl**
- Villa DaisyLink kits are not recommended for use on 2gether tables or Zira Boardroom Tables
- Not compatible with Terina tables or Junction wire managers (JNECxx)

VIF-41-UD_-36K	--	70	10	.45	<b>\$831</b>
VIF-41-UD_-42K	--	70	10	.45	<b>\$831</b>
VIF-41-UD_-48K	--	70	10	.45	<b>\$831</b>
VIF-41-UD_-54K	--	70	10	.45	<b>\$831</b>
VIF-41-UD_60SK	--	70	10	.45	<b>\$831</b>
VIF-41-UD_66SK	--	70	10	.45	<b>\$831</b>
VIF-41-UD_72SK	--	70	10	.45	<b>\$831</b>

Villa Power Base



Villa Flush Lid



### Villa I USB Data Knockouts, Data Ports Included



42 FF Cable



42 FM Cable



Cable Clamps

Includes **one power block with two power receptacles, two 2.1 AMP USB charging ports** and two RJ45 Cat 6 for data, grommet cover, one female/female interconnecting cable, one female/male interconnecting cable and four cable clamps. **V2 cut-out must be specified on training table** (see product notes section for more details and cut-out upcharge). **Power Infeed required and sold separate** (see page 517). For multiple circuit configurations, please contact customer service.

UL listed: UL 183 and CSA Certified.

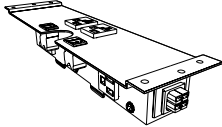
- Replace \_ with **B** for **Black**
- Replace \_ with **S** for **Silver Pearl**
- Villa DaisyLink kits are not recommended for use on 2gether tables or Zira Boardroom Tables
- Not compatible with Terina tables or Junction wire managers (JNECxx)

#### Required Specifications

Finish  
Power Infeed  
Cutout location

## VILLA II, CENTER POSITION - DAISYLINK KITS

Villa II Power Base




Villa II Flush Lid



**Data Knockouts, No Data Ports**

MODEL#	DIMENSIONS	FREIGHT CLASS	WT/LBS.	CUBIC FT.	LIST PRICE
	<b>D x W x H</b>				
VIF2-41-DKO_72SK	--	65	12	.45	<b>\$585</b>
VIF2-41-DKO_66SK	--	65	12	.45	<b>\$585</b>
VIF2-41-DKO_60SK	--	65	12	.45	<b>\$585</b>
VIF2-41-DKO_54K	--	65	12	.45	<b>\$585</b>
VIF2-41-DKO_48K	--	65	12	.45	<b>\$585</b>
VIF2-41-DKO_42K	--	65	12	.45	<b>\$585</b>
VIF2-41-DKO_36K	--	65	12	.45	<b>\$585</b>

42 FF Cable



42 FM Cable



Cable Clamps

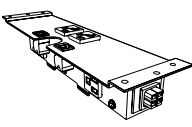


Includes **one power block** with **four power receptacles** (two worksurface accessible, two below worksurface) and two knockouts for data, grommet cover, one female/female interconnecting cable, one female/male interconnecting cable and four cable clamps. **V2 cut-out must be specified on training table** (see product notes section for more details and cut-out upcharge). **Power Infeed required and sold separate** (see page 517). For multiple circuit configurations, please contact customer service. UL listed: UL 183 and CSA Certified.

- Replace \_ with **B** for **Black**
- Replace \_ with **S** for **Silver Pearl**
- Villa DaisyLink kits are not recommended for use on 2gether tables or Zira Boardroom Tables

VIF2-41-D_-72SK	--	65	12	.45	<b>\$740</b>
VIF2-41-D_-66SK	--	65	12	.45	<b>\$740</b>
VIF2-41-D_-60SK	--	65	12	.45	<b>\$740</b>
VIF2-41-D_-54K	--	65	12	.45	<b>\$740</b>
VIF2-41-D_-48K	--	65	12	.45	<b>\$740</b>
VIF2-41-D_-42K	--	65	12	.45	<b>\$740</b>
VIF2-41-D_-36K	--	65	12	.45	<b>\$740</b>

Villa II Power Base




Villa II Flush Lid



**Data Knockouts, Data Ports Included**

42 FF Cable



42 FM Cable



Cable Clamps



Includes **one power block** with **four power receptacles** (two worksurface accessible, two below worksurface) and **two RJ45 Cat 6 Data**, grommet cover, one female/female interconnecting cable, one female/male interconnecting cable and four cable clamps. **V2 cut-out must be specified on training table** (see product notes section for more details and cut-out upcharge). **Power Infeed required and sold separate** (see page 517). For multiple circuit configurations, please contact customer service. UL listed: UL 183 and CSA Certified.

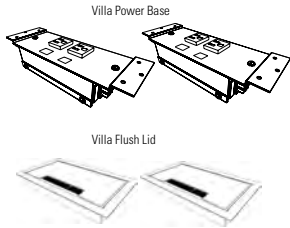
- Replace \_ with **B** for **Black**
- Replace \_ with **S** for **Silver Pearl**
- Villa DaisyLink kits are not recommended for use on 2gether tables or Zira Boardroom Tables

### Required Specifications

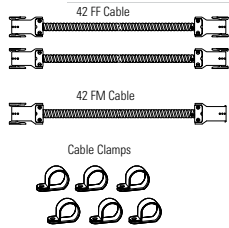
Finish  
Power Infeed  
Cutout location

# T TABLE POWER + TECHNOLOGY SOLUTIONS

VILLA I, LEFT & RIGHT POSITION - DAISYLINK KITS	MODEL#	DIMENSIONS	FREIGHT CLASS	WT/LBS.	CUBIC FT.	LIST PRICE
		<b>D x W x H</b>				
	GL-VIF41KO_72DK	--	60	18	.23	<b>\$924</b>
	GL-VIF41KO_66DK	--	60	18	.23	<b>\$924</b>
	GL-VIF41KO_60DK	--	60	18	.23	<b>\$924</b>

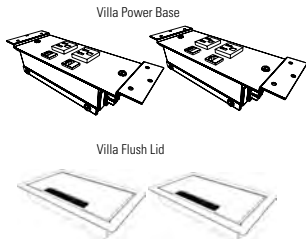


**Data Knockouts, No Data Ports**



Includes **two power blocks** with **two power receptacles** and two knockouts for data in each block, two grommet covers, two female/female interconnecting cables, one female/male interconnecting cable and 6 cable clamps. **V1 & V3 cut-outs must be specified on training table** (see product notes section for more details and cut-out upcharge). **Power Infeed required and sold separate** (see page 517). For multiple circuit configurations, please contact customer service. UL listed: UL 183 and CSA Certified.

- Replace \_ with **B** for **Black**
- Replace \_ with **S** for **Silver Pearl**
- Villa DaisyLink kits are not recommended for use on 2gether tables or Zira Boardroom Tables

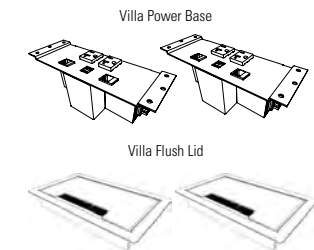


**Data Knockouts, Data Ports Included**

GL-VIF41D_72DK	--	60	18	.23	<b>\$955</b>
GL-VIF41D_66DK	--	60	18	.23	<b>\$955</b>
GL-VIF41D_60DK	--	60	18	.23	<b>\$955</b>

Includes **two power blocks** with **two power receptacles** and **two RJ45** Cat 6 data in each block, two grommet covers, two female/female interconnecting cables, one female/male interconnecting cable and 6 cable clamps. **V1 & V3 cut-outs must be specified on training table** (see product notes section for more details and cut-out upcharge). **Power Infeed required and sold separate** (see page 517). For multiple circuit configurations, please contact customer service. UL listed: UL 183 and CSA Certified.

- Replace \_ with **B** for **Black**
- Replace \_ with **S** for **Silver Pearl**
- Villa DaisyLink kits are not recommended for use on 2gether tables or Zira Boardroom tables



**Villa I USB**

GL-VIF41UKO_72DK	--	60	23	.23	<b>\$1294</b>
GL-VIF41UKO_66DK	--	60	23	.23	<b>\$1294</b>
GL-VIF41UKO_60DK	--	60	23	.23	<b>\$1294</b>

Includes **two power blocks** with **two power receptacles**, **two 2.1 AMP USB charging ports** and two knockouts for data, grommet cover, two female/female interconnecting cables, one female/male interconnecting cable and four cable clamps. **V1 & V3 cut-outs must be specified on training table** (see product notes section for more details and cut-out upcharge). **Power Infeed required and sold separate** (see page 517). For multiple circuit configurations, please contact customer service. UL listed: UL 183 and CSA Certified.

- Replace \_ with **B** for **Black**
- Replace \_ with **S** for **Silver Pearl**
- Villa DaisyLink kits are not recommended for use on 2gether tables or Zira Boardroom Tables
- Not compatible with Terina tables or Junction wire managers (JNECxx)

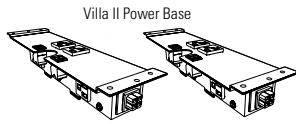
**Required Specifications**

- Finish
- Power infeed
- Cut-out location

**VILLA II, LEFT & RIGHT POSITION - DAISYLINK KITS**    **MODEL#**    **DIMENSIONS**    **FREIGHT CLASS**    **WT/LBS.**    **CUBIC FT.**    **LIST PRICE**

**D x W x H**

GLVIF241KO_72DK	--	60	22	.23	<b>\$986</b>
GLVIF241KO_66DK	--	60	22	.23	<b>\$986</b>
GLVIF241KO_60DK	--	60	22	.23	<b>\$986</b>




Villa II Power Base



Villa Flush Lid


**Data Knockouts, No Data Ports**



42 FF Cable



42 FM Cable

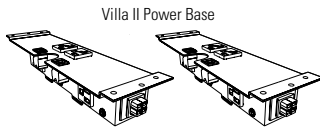


Cable Clamps

Includes **two power blocks** with **four power receptacles** (two worksurface accessible, two below worksurface) and two knockouts for data in each block, two grommet covers, two female/female interconnecting cables, one female/male interconnecting cable and 6 cable clamps. **V1 & V3 cut-outs must be specified on training table** (see product notes section for more details and cut-out upcharge). **Power Infeed required and sold separate** (see page 517). For multiple circuit configurations, please contact customer service. UL listed: UL 183 and CSA Certified.

- Replace \_ with **B** for **Black**
- Replace \_ with **S** for **Silver Pearl**
- Villa DaisyLink kits are not recommended for use on 2gether tables or Zira Boardroom Tables


GL-VIF241D_72DK	--	60	22	.23	<b>\$1294</b>
GL-VIF241D_66DK	--	60	22	.23	<b>\$1294</b>
GL-VIF241D_60DK	--	60	22	.23	<b>\$1294</b>



Villa II Power Base

Villa Flush Lid


**Data Knockouts, Data Ports Included**



42 FF Cable



42 FM Cable



Cable Clamps

Includes **two power blocks** with **four power receptacles** (two worksurface accessible, two below worksurface) and **two RJ45 Cat 6** data in each block, two grommet covers, two female/female interconnecting cables, one female/male interconnecting cable and 6 cable clamps. **V1 & V3 cut-outs must be specified on training table** (see product notes section for more details and cut-out upcharge). **Power Infeed required and sold separate** (see page 517). For multiple circuit configurations, please contact customer service. UL listed: UL 183 and CSA Certified.

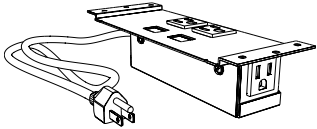
- Replace \_ with **B** for **Black**
- Replace \_ with **S** for **Silver Pearl**
- Villa DaisyLink kits are not recommended for use on 2gether tables or Zira Boardroom Tables

**Required Specifications**

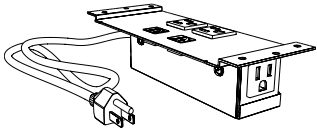
- Finish
- Power Infeed
- Cut-out location

# T TABLE POWER + TECHNOLOGY SOLUTIONS

## VILLA I - CORDED UNITS



**Data Knockouts, No Data Ports**



**Data Knockouts, Data Ports Included**

MODEL#	DIMENSIONS D x W x H	FREIGHT CLASS	WT/LBS.	CUBIC FT.	LIST PRICE
VIL-C-DKO-_-108	3.25 x 8.75 x 2.25	100	4	.45	<b>\$249</b>
VIL-C-DKO-_-72	3.25 x 8.75 x 2.25	100	4	.45	<b>\$249</b>

Villa I with 3-prong plug. Includes **two power receptacles** and two knockouts for data. A third convenience receptacle is provided below the worksurface. **V1, V2 or V3 cut-out(s) must be specified on training table** (see product notes section for more details and cut-out upcharge). **Grommet cover is required and sold separate** (see page 513). UL listed: UL 962A and CUL listed.

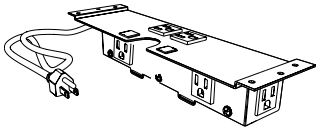
- Replace \_ with **B** for **Black**
- Replace \_ with **S** for **Silver Pearl**
- Compatible with Zira Collaborative tables
- -108 models include a 108" long cord. -72 models include a 72" long cord.

VIL-C-D-_-108	3.25 x 8.75 x 2.25	100	4	.45	<b>\$402</b>
VIL-C-D-_-72	3.25 x 8.75 x 2.25	100	4	.45	<b>\$402</b>

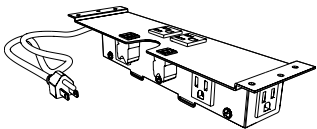
Villa I with 3-prong plug. Includes **two power receptacles** and **two RJ45 Cat 6** data. A third convenience receptacle is provided below the worksurface. **V1, V2 or V3 cut-out(s) must be specified on training table** (see product notes section for more details and cut-out upcharge). **Grommet cover is required and sold separate** (see page 513). UL listed: UL 962A and CUL listed.

- Replace \_ with **B** for **Black**
- Replace \_ with **S** for **Silver Pearl**
- Compatible with Zira Collaborative tables

## VILLA II - CORDED UNITS



**Data Knockouts, No Data Ports**



**Data Knockouts, Data Ports Included**

MODEL#	DIMENSIONS	FREIGHT CLASS	WT/LBS.	CUBIC FT.	LIST PRICE
VIL2-C2-DKO_-108	3.25 x 11 x 2.25	85	6	.45	<b>\$340</b>
VIL2-C2-DKO_-72	3.25 x 11 x 2.25	85	6	.45	<b>\$340</b>

Villa II with 3-prong plug. Includes **four power receptacles** (two worksurface accessible, two below worksurface) and two knockouts for data. A fifth convenience receptacle is provided below the worksurface. **V1, V2 or V3 cut-out(s) must be specified on training table** (see product notes section for more details and cut-out upcharge). **Grommet cover is required and sold separate** (see below). UL listed: UL 962A and CUL listed.

- Replace \_ with **B** for **Black**
- Replace \_ with **S** for **Silver Pearl**
- Not compatible with Zira Collaborative tables

VIL2-C2-D-_-108	3.25 x 11 x 2.25	85	6	.45	<b>\$496</b>
VIL2-C2-D-_-72	3.25 x 11 x 2.25	85	6	.45	<b>\$496</b>

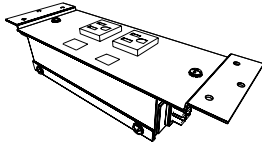
Villa II with 3-prong plug. Includes **four power receptacles** (two worksurface accessible, two below worksurface) and **two RJ45 Cat 6** data. A fifth convenience receptacle is provided below the worksurface. **V1, V2 or V3 cut-out(s) must be specified on training table** (see product notes section for more details and cut-out upcharge). **Grommet cover is required and sold separate** (see below). UL listed: UL 962A and CUL listed.

- Replace \_ with **B** for **Black**
- Replace \_ with **S** for **Silver Pearl**
- Not compatible with Zira Collaborative tables

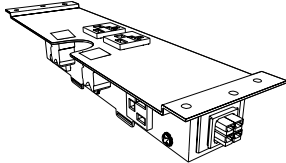
### Required Specifications

Finish  
Power Infeed  
Cutout location

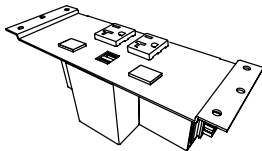
## VILLA DAISYLINK



**Villa I, DaisyLink**



**Villa II, DaisyLink**



**Villa USB, DaisyLink**

MODEL#	DIMENSIONS	FREIGHT CLASS	WT/LBS.	CUBIC FT.	LIST PRICE
--------	------------	---------------	---------	-----------	------------

D x W x H

VIL-4-1-DKO-__	--	100	4	.45	\$218
----------------	----	-----	---	-----	-------

Villa I for use in hardwire or DaisyLink applications. Includes **two power receptacles** and **two knockouts for data in each block**. **V1, V2 or V3 cut-out(s) must be specified on table** (see product notes section for more details and cut-out upcharge). **Power infeed required and sold separate** (see page 517). *Please see our **Daisy-Chain guide** on page 518 for appropriate cable lengths and important notes.* **Grommet cover is required and sold separate** (see page 513). UL listed: UL 183 and CSA Certified.

- Replace \_\_ with **B** for **Black** or **S** for **Silver Pearl**
- Villa DaisyLink kits are not recommended for use on 2gether tables.
- Not compatible with Zira Collaborative tables.
- Intended for use on Zira Boardroom tables, Kadin and Swap tables

VIL2-4-1-DKO-__	--	85	6	.45	\$310
-----------------	----	----	---	-----	-------

Villa II for use in hardwire or DaisyLink applications. Includes **four power receptacles (two worksurface accessible, two below worksurface)** and **two knockouts for data in each block**. **V1, V2 or V3 cut-out(s) must be specified on table** (see product notes section for more details and cut-out upcharge). **Power infeed and connecting cables sold separate** (see page 517). *Please see our **Daisy-Chain guide** on page 518 for appropriate cable lengths and important notes.* **Grommet cover is required and sold separate** (see page 513). UL listed: UL 183 and CSA Certified.

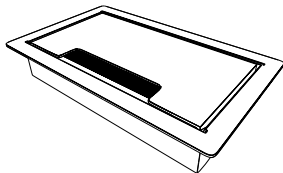
- Replace \_\_ with **B** for **Black** or **S** for **Silver Pearl**
- Villa DaisyLink kits are not recommended for use on 2gether tables.
- Not compatible with Zira Collaborative tables.
- Intended for use on Zira Boardroom tables, Kadin and Swap tables

VIL-4-1-U-DKO-__	--	85	6	.45	\$402
------------------	----	----	---	-----	-------

Villa USB for use in hardwire or DaisyLink applications. Includes **two power receptacles, two 2.1 AMB USB charging ports, and two knockouts for data in each block**. **V1, V2 or V3 cut-out(s) must be specified on table** (see product notes section for more details and cut-out upcharge). **Power infeed and connecting cables sold separate** (see page 517). *Please see our **Daisy-Chain guide** on page 518 for appropriate cable lengths and important notes.* **Grommet cover is required and sold separate** (see page 513). UL listed: UL 183 and CSA Certified.

- Replace \_\_ with **B** for **Black** or **S** for **Silver Pearl**
- Villa DaisyLink kits are not recommended for use on 2gether tables
- Not compatible with Zira Collaborative tables, Terina tables or Junction wire managers (JNECxx)
- Intended for use on Zira Boardroom tables, Kadin and Swap tables

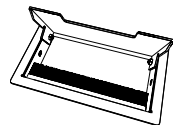
## VILLA GROMMET COVERS



**Villa Grommet Cover**

MODEL#	DIMENSIONS	FREIGHT CLASS	WT/LBS.	CUBIC FT.	LIST PRICE
--------	------------	---------------	---------	-----------	------------

VIL-GROM-F-__	3.5 x 5.75 x .94	70	1	.08	\$126
---------------	------------------	----	---	-----	-------



Powder coated flush metal grommet to be used with Villa I and Villa II **corded** series power blocks. Cut-outs in tables must be specified separately. **V1, V2 or V3 cut-out(s) must be specified on training table** (see product notes section for more details and cut-out upcharge). **Grommet cover remains open while in use.**

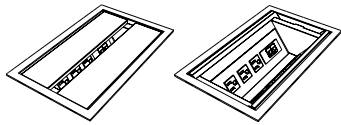
- **Cannot be used with PMSPDM.**
- Replace \_\_ with **B** for **Black** or **S** for **Silver Pearl**

### Required Specifications

Finish  
Power Infeed  
Cutout location

# T TABLE POWER + TECHNOLOGY SOLUTIONS

## OASIS MINI

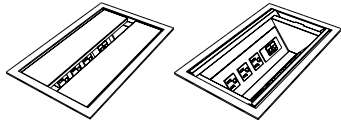


**Oasis Mini A, Corded**

MODEL#	DIMENSIONS D x W x H	FREIGHT CLASS	WT./LBS.	CUBIC FT.	LIST PRICE
OAM-A-PC-__	15 x 9 x 5.25	92.5	16	1.53	<b>\$1826</b>

Mini Oasis A unit. 15" Trough with six power receptacles, two telecom plate cut-outs (**telecom plates sold separate**, see page 516) and two 108" 3-prong plugs. **M1, M2 or M3 cut-out(s) must be specified on conference table** (see product notes section for more details and cut-out upcharge). Cut-out dimensions: 14.12" x 8.25". UL Listed: UL 962A.

- **Cannot be daisy-chained.**
- Replace \_ with **B** for **Black**
- Replace \_ with **S** for **Silver Pearl**

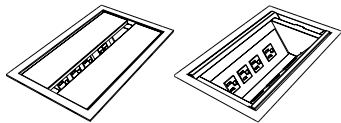


**Oasis Mini A, DaisyLink Version**

OAM-A-PC-4-1-__	15 x 9 x 5.25	92.5	16	1.53	<b>\$2091</b>

**For hardwire and daisy chain applications.** Mini Oasis A unit. 15" Trough with six power receptacles, two telecom plate cut-outs (**telecom plates sold separate**, see page 516). **Power infeed sold separate** (see page 517). **M1, M2 or M3 cut-out(s) must be specified on conference table** (see product notes section for more details and cut-out upcharge). For multiple circuit configurations, please contact customer service. *Please see our **Daisy-Chain guide** on page 518 for appropriate cable lengths and important notes.* UL Listed: UL 183.

- Replace \_ with **B** for **Black**
- Replace \_ with **S** for **Silver Pearl**

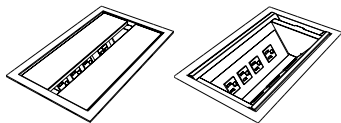


**Oasis Mini B, Corded**

OAM-B-PC-__	15 x 9 x 5.25	92.5	16	1.53	<b>\$1826</b>

Mini Oasis B unit. 15" Trough with four power receptacles, three telecom plate cut-outs (**telecom plates sold separate**, see page 516) and one 108" 3-prong plug. **M1, M2 or M3 cut-out(s) must be specified on conference table** (see product notes section for more details and cut-out upcharge). UL Listed: UL 962A.

- **Cannot be daisy-chained.**
- Replace \_ with **B** for **Black**
- Replace \_ with **S** for **Silver Pearl**



**Oasis Mini B, DaisyLink Version**

OAM-B-PC-4-1-__	15 x 9 x 5.25	92.5	16	1.53	<b>\$2091</b>

**For hardwire and daisy chain applications.** Mini Oasis B unit. 15" Trough with four power receptacles, three telecom plate cut-outs (**telecom plates sold separate**, see page 516). **Power infeed sold separate** (see page 517). **M1, M2 or M3 cut-out(s) must be specified on conference table** (see product notes section for more details and cut-out upcharge). For multiple circuit configurations, please contact customer service. *Please see our **Daisy-Chain guide** on page 518 for appropriate cable lengths and important notes.* UL Listed: UL 183.

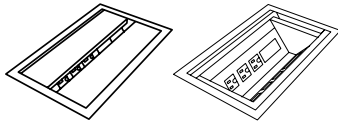
- Replace \_ with **B** for **Black**
- Replace \_ with **S** for **Silver Pearl**

### Required Specifications


Finish  
Power Infeed  
Cut-out location

## OASIS MINI

MODEL#	DIMENSIONS	FREIGHT CLASS	WT/LBS.	CUBIC FT.	LIST PRICE
<b>D x W x H</b>					
OAM-U-PC-__	15 x 9 x 5.25	92.5	16	1.53	<b>\$2044</b>

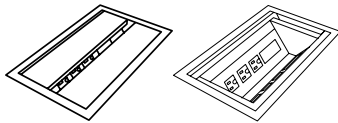


**Oasis Mini USB, Corded**

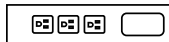



Mini Oasis USB unit. 15" trough with six power receptacles, two 2.1 AMP USB charging ports and one telecom plate cut-out (**telecom plates sold separate**, see page 516) and two 108" 3-prong plugs. **M1, M2 or M3 cut-out(s) must be specified on conference table** (see product notes section for more details and cut-out upcharge). UL Listed: UL 962A.

- **Cannot be daisy-chained.**
- Replace \_ with **B** for **Black**
- Replace \_ with **S** for **Silver Pearl**

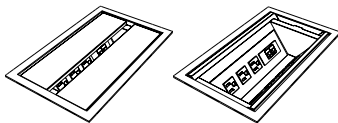


**Oasis Mini USB, DaisyLink Version**

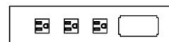


**For hardwire and daisy chain applications.** Mini Oasis USB unit. 15" trough with six power receptacles, two 2.1 AMP USB charging ports and one telecom plate cut-out (**telecom plates sold separate**, see page 516). **Power infeed sold separate** (see page 517). **M1, M2 or M3 cut-out(s) must be specified on conference table** (see product notes section for more details and cut-out upcharge). For multiple circuit configurations, please contact customer service. *Please see our **Daisy-Chain guide** on page 518 for appropriate cable lengths and important notes.* UL Listed: UL 183.

- Replace \_ with **B** for **Black**
- Replace \_ with **S** for **Silver Pearl**



**Oasis Mini, Chicago Code**



GL-OAMPD_P72HW	15 x 9 x 5.25	92.5	16	1.53	<b>\$2490</b>
<b>D x W x H</b>					

Mini Oasis for Chicago code includes electrical trough with (2) separate hardwire inserts. Each insert includes (3) simplex outlets and (1) telecom plate cut-out (**telecom plates sold separate**, see page 516). **M1, M2 or M3 cut-out(s) must be specified on conference table** (see product notes section for more details and cut-out upcharge). Each component is UL Listed: UL 962A.

- **Cannot be daisy-chained.**
- Replace \_ with **B** for **Black**
- Replace \_ with **S** for **Silver Pearl**

### Required Specifications

Finish  
Power Infeed  
Cut-out location

# T TABLE POWER + TECHNOLOGY SOLUTIONS

## TOP TELECOM PLATES

D x W x H






NOT COMPATIBLE WITH VILLA UNITS

TOP TELECOM PLATE	MODEL	CONFIGURATION	LIST PRICE
	A-__-A-B	Telecom plate with RJ11 Cat 3 Phone and RJ45 Cat 6 Data	\$108
	A-__-B-B	(2) RJ45 Cat 6 Connectors	\$141
	A-__-B-B-B	(3) RJ45 Cat 6 Connectors	\$206
	A-__-B-B-B-B	(4) RJ45 Cat 6 Connectors	\$274
	A-__-B-C51-L	RJ45 Cat 6 Data, Mini-Stereo Inline and 15 pin HD VGA Female/Female with 72" patch cord attached.	\$244
	A-__-B-B-C51	(2) RJ45 Cat 6 Data and (1) 15 pin HD VGA Female/Female with 72" patch cord attached.	\$254
	A-__-A-B-102	RJ11 Cat 3 phone, RJ45 Cat 6 Data and USB with 72" patch cord attached.	\$244
	A-__-B	RJ45 Cat 6 Data	\$76
	A-__-C51-L	Mini Stereo Inline and 15 pin HD VGA Female/Female with 72" patch cord attached.	\$191
	A-__-CRDMINDER	Cordminder Plate - 2 5/8" holes and 1 7/8" holes	\$43
	A-__-C45-C51-L	HDMI Female/Female with 36" patch cord attached. Mini Stereo Inline and 15 Pin HD VGA Female/Female with 72" patch cord attached.	\$333

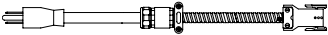

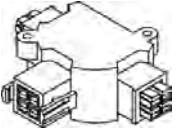
### Required Specifications

- Finish
- Power Infeed
- Cut-out location

## TOP TELECOM PLATES

		D x W x H				
TOP TELECOM PLATE	MODEL	CONFIGURATION				LIST PRICE
	A-__-C45	HDMI Female/Female with 36" patch cord attached.				<b>\$164</b>
	A-__-A-B-B	(1) RJ11 Cat 3 Phone and (2) RJ45 Cat 6 data.				<b>\$178</b>
	A-__	Blank telecom plate				<b>\$10</b>
	A-__-102	USB with 72" patch cord attached.				<b>\$76</b>
	A-__-C51	15 pin HD VGA Female/Female with 72" patch cord attached.				<b>\$123</b>
<ul style="list-style-type: none"> <li>• Replace __ with <b>BL</b> for <b>Black</b></li> <li>• Replace __ with <b>GR</b> for <b>Grey</b></li> </ul>						

## POWER INFEEDS

	42AP1-72	--	--	--	--	<b>\$245</b>
<b>Plug and Play Infeed</b>	Single Circuit 20 AMP Power Infeed with 72" 3-prong plug. Provides single power entry from floor or wall mounted standard power supply. Connects to Oasis Mini or Villa units that require a separate infeed. UL Listed: UL 1286.					
	42SB2-108	--	--	--	--	<b>\$203</b>
	42SB2-72	--	--	--	--	<b>\$158</b>
	42SB2-36	--	--	--	--	<b>\$115</b>
<b>Multi-Circuit Hardwire Power Infeed</b>	Multi-Circuit Hardwire Infeed (up to 20 AMPS per circuit), two circuits. Provides single power entry from floor or wall located building power supply. Connects to Oasis Mini or Villa units that require a power infeed. <b>TO BE HARDWIRED BY A LICENSED ELECTRICIAN.</b> UL Listed: UL 183.					
	DAISY-T	--	70	1	1	<b>\$187</b>
<b>3 Way Power Splitter</b>	Daisy-T power manager includes two male and one female connection. For use in splitting a power source two ways. UL Listed: UL 183.					

### Required Specifications

Finish  
Power Infeed  
Cut-out location

# T TABLE POWER + TECHNOLOGY SOLUTIONS

## TOP TELECOM PLATES



### Interconnecting Cables

D x W x H

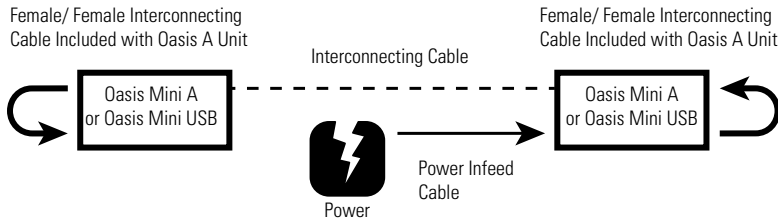
42FF-__	Female/Female
42FM-__	Female/Male

UL Listed: UL 183 and CSA Certified. For appropriate quantity and sizes, please refer to the chart on the next page.

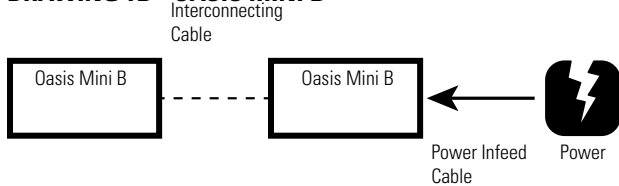
### Interconnecting Cables - Common Cable Lengths (in inches)

Female/Female	Female/Male
42FF-27 ..... \$116	42FM-12 ..... \$104
42FF-38 ..... \$129	42FM-27 ..... \$121
42FF-41 ..... \$133	42FM-38 ..... \$134
42FF-50 ..... \$145	42FM-41 ..... \$139
42FF-53 ..... \$149	42FM-50 ..... \$151
42FF-63 ..... \$159	42FM-63 ..... \$167
42FF-75 ..... \$175	42FM-75 ..... \$181
42FF-76 ..... \$176	42FM-82 ..... \$190
42FF-82 ..... \$184	42FM-86 ..... \$195
42FF-86 ..... \$188	42FM-97 ..... \$216
42FF-97 ..... \$216	42FM-98 ..... \$216
42FF-98 ..... \$216	42FM-100 ..... \$230
42FF-100 ..... \$205	42FM-110 ..... \$230
42FF-110 ..... \$219	

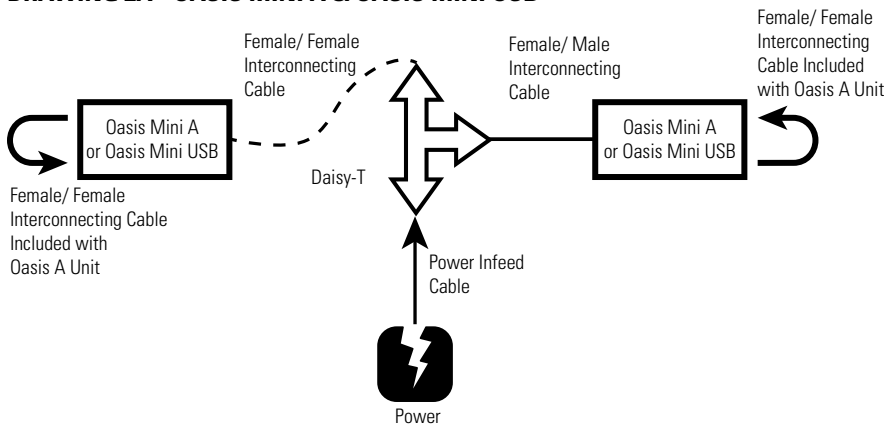
## DRAWING 1A - OASIS MINI A & OASIS MINI USB



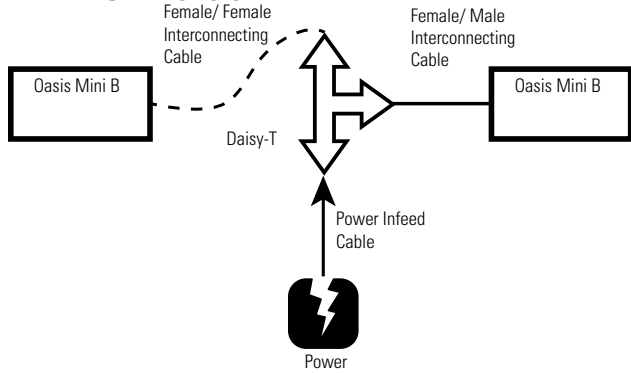
## DRAWING 1B - OASIS MINI B



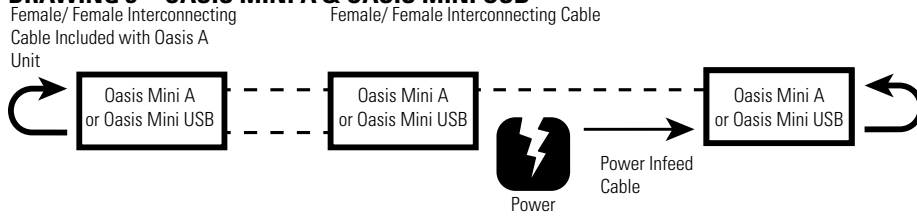
## DRAWING 2A - OASIS MINI A & OASIS MINI USB



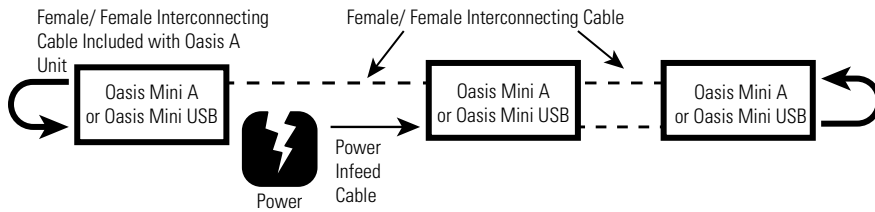
**DRAWING 2B - OASIS MINI B**



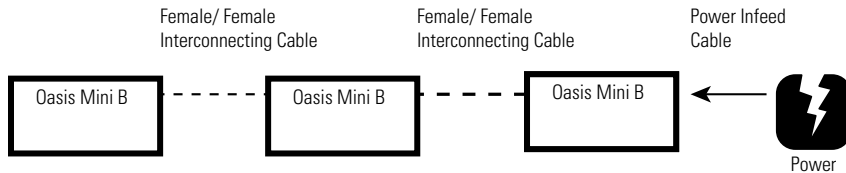
**DRAWING 3 - OASIS MINI A & OASIS MINI USB**



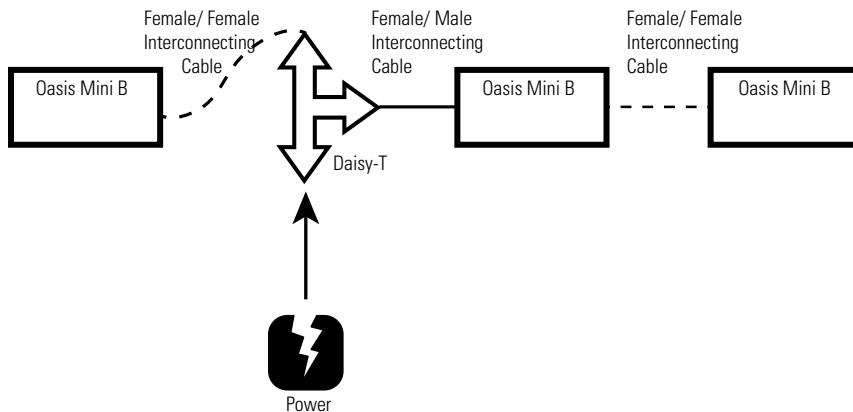
**DRAWING 4 - OASIS MINI A & OASIS MINI USB**



**DRAWING 5 - OASIS MINI B**



**DRAWING 6 - OASIS MINI B**



## TABLE POWER + TECHNOLOGY SOLUTIONS - NOTES

## OASIS MINI A, B &amp; USB CABLE LENGTHS NEEDED FOR DAISY-CHAINING

Model #	Villa DaisyLink, Oasis Mini USB Oasis Mini A Oasis Mini B	Villa DaisyLink, Oasis Mini USB Oasis Mini A Oasis Mini B	Oasis Mini USB Oasis Mini A	Oasis Mini USB Oasis Mini A	Villa DaisyLink or Oasis Mini B	Villa DaisyLink or Oasis Mini B
<b>Cut-out Positions</b>	V1, V3, M1, M3	V1, V3, M1, M3	M1, M2 & M3	M1, M2 & M3	V1, V2, V3, M1, M2, M3	V1, V2, V3, M1, M2, M3
<b>Infeed Position</b>	Left or Right	Center	Left or Right	Center	Left or Right	Center
<b>Reference</b>	Drawing 1A/1B	Drawing 2A/2B	Drawing 3	Drawing 4	Drawing 5	Drawing 6
Z4896BE Z4896RTE Z4896REE Z4896BW	(1) 42FF-53 SPECIFY INFEED	(1) 42FF-27 (1) 42FM-27 (1) DAISY-T SPECIFY INFEED	N/A	N/A	N/A	N/A
Z48120BE Z48120RTE Z48120REE Z48120BW	(1) 42FF-76 SPECIFY INFEED	(1) 42FF-38 (1) 42FM-38 (1) DAISY-T SPECIFY INFEED	(3) 42FF-41 SPECIFY INFEED	(3) 42FF-41 SPECIFY INFEED	(2) 42FF-41 SPECIFY INFEED	(2) 42FF-41 (1) 42FM-12 (1) DAISY-T SPECIFY INFEED
Z48144BE Z48144RTE Z48144REE Z48144BW	(1) 42FF-100 SPECIFY INFEED	(1) 42FF-50 (1) 42FM-50 (1) DAISY-T SPECIFY INFEED	(3) 42FF-53 SPECIFY INFEED	(3) 42FF-53 SPECIFY INFEED	(2) 42FF-53 SPECIFY INFEED	(2) 42FF-53 (1) 42FM-12 (1) DAISY-T SPECIFY INFEED
Z48168BE Z48168RTE Z48168REE Z48168BW	(1) 42FF-63 (1) 42FM-63 SPECIFY INFEED	1) 42FF-63 (1) 42FM-63 (1) DAISY-T SPECIFY INFEED	(3) 42FF-65 SPECIFY INFEED	(3) 42FF-65 SPECIFY INFEED	(2) 42FF-65 SPECIFY INFEED	(2) 42FF-65 (1) 42FM-12 (1) DAISY-T SPECIFY INFEED
Z48192BE Z48192RTE Z48192REE Z48192BW	(1) 42FF-75 (1) 42FM-75 SPECIFY INFEED	1) 42FF-75 (1) 42FM-75 (1) DAISY-T SPECIFY INFEED	(3) 42FF-77 SPECIFY INFEED	(3) 42FF-77 SPECIFY INFEED	(2) 42FF-77 SPECIFY INFEED	(2) 42FF-77 (1) 42FM-12 (1) DAISY-T SPECIFY INFEED
Z48216BE Z48216RTE Z48216REE Z48216BW	(1) 42FF-86 (1) 42FM-86 SPECIFY INFEED	1) 42FF-85 (1) 42FM-85 (1) DAISY-T SPECIFY INFEED	(3) 42FF-89 SPECIFY INFEED	(3) 42FF-89 SPECIFY INFEED	(2) 42FF-89 SPECIFY INFEED	(2) 42FF-89 (1) 42FM-12 (1) DAISY-T SPECIFY INFEED
Z48240BE Z48240RTE Z48240REE Z48240BW	(1) 42FF-98 (1) 42FM-98 SPECIFY INFEED	1) 42FF-97 (1) 42FM-97 (1) DAISY-T SPECIFY INFEED	(3) 42FF-101 SPECIFY INFEED	(3) 42FF-101 SPECIFY INFEED	(2) 42FF-101 SPECIFY INFEED	(2) 42FF-101 (1) 42FM-12 (1) DAISY-T SPECIFY INFEED
Z48264BE Z48264RTE Z48264REE Z48264BW	(1) 42FF-110 (1) 42FM-110 SPECIFY INFEED	(1) 42FF-110 (1) 42FM-110 (1) DAISY-T SPECIFY INFEED	(3) 42FF-113 SPECIFY INFEED	(3) 42FF-113 SPECIFY INFEED	(2) 42FF-113 SPECIFY INFEED	(2) 42FF-113 (1) 42FM-12 (1) DAISY-T SPECIFY INFEED
Z48288BE Z48288RTE Z48288REE Z48288BW	(1) 42FF-82 (2) 42FM-82 SPECIFY INFEED	(2) 42FF-41 (2) 42FM-41 (1) DAISY-T SPECIFY INFEED	(3) 42FF-63 (3) 42FM-63 SPECIFY INFEED	(3) 42FF-63 (3) 42FM-63 SPECIFY INFEED	(2) 42FF-63 (2) 42FM-63 SPECIFY INFEED	(2) 42FF-63 (2) 42FM-63 (1) DAISY-T SPECIFY INFEED