

FOCUS WORK

MESH BACK

TASK CHAIR

Invigorated with sporty back, arm and mesh options, the best-selling Focus Work still offers superior long-term comfort for a task environment. There are just so many customization choices for this top-selling task chair. Both midback and highback models offer optional adjustable lumbar support. Multiple back styles include upholstered, mesh and an exceedingly ergonomic, flexible plastic to dress the familiar Y-shaped frame. Nine arm styles range from fixed to fully multi-adjustable and include a larger, more ergonomic arm pad. Focus Work is part of a broad and versatile collection that includes executive, side and stool models.

FOCUS
WORK

WHERE COMFORT, STYLE AND
ERGONOMICS CONVERGE.



GOOD :: \$531

Midback, swivel tilt mechanism, height adjustable arms, nylon base, grade 1 textile.

BETTER :: \$653

Highback, enhanced synchro mechanism, height adjustable arms, nylon base, grade 1 textile.

BEST :: \$798

Highback flexible plastic, enhanced synchro mechanism, fully multi-adjustable sport arms, seat depth adjustment, nylon base, grade 1 textile.

FOCUS WORK

CATEGORY: TASK CHAIR

COLLECTION: FOCUS WORK

BASE PRICE: \$653



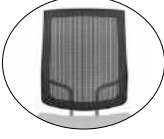
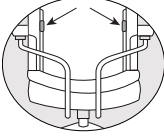
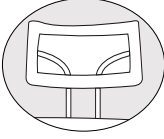
GSA SIN #: 711-18

With invigorated styling and improved ergonomics Focus Work highback and midback upholstered, mesh and plastic task chairs offer superior long-term comfort for a task environment.

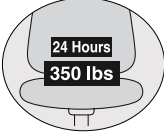
FEATURES:

- Ergonomic back support and comfort
- Midback and highback
- Upholstered, mesh, flexible plastic or plastic back
- 5 bleach cleanable mesh colors
- Adjustable lumbar option
- 9 ergonomic arm styles
- Black or silver accents
- Waterfall seat
- Lifetime Warranty
- 350 lb. weight capacity with Heavy Duty 24/7 option
- All options and thousands of fabrics ship in 2, 5 or 10 days

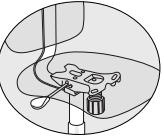
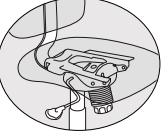
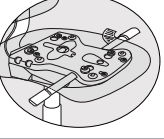
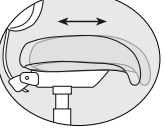
1. Back Information

Back Size and Style	Code	Price	
Highback Plastic	5623 B2	- \$40	
Midback Mesh	5622 B1	- \$32	
Highback Mesh	5623 B1	+ \$0	
Back Options	Code	Price	
Adjustable Lumbar Support (Not available with plastic back.)	LB1	+ \$50	
Mesh Headrest (highback only)	HR1	+ \$106	

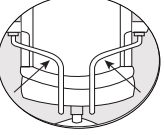
2. Heavy Duty Information

Heavy Duty 24/7	Code	Price	
Heavy Duty (Y or Y/E3 mechanism with standard cylinder and base only.)	HD	+ \$126	

3. Mechanism Information

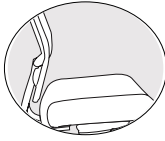
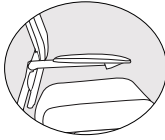
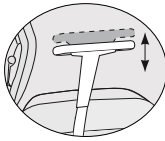
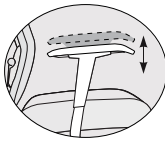
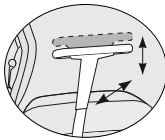
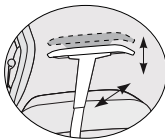
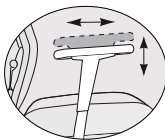
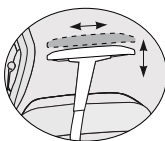
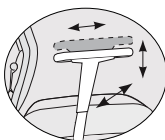
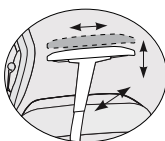
Mechanism	Code	Price	
Swivel Tilt	T	- \$90	
Knee Tilt	K	- \$57	
Enhanced Synchro	Y	+ \$0	
Seat Depth Adjustment	Code	Price	
Seat Depth Adjustment (Y mechanism only.)	E3	+ \$79	

4. Frame Information

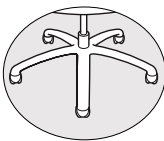
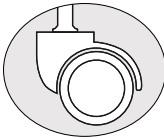
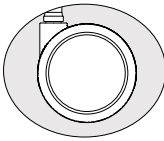
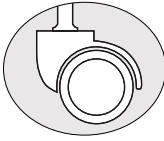
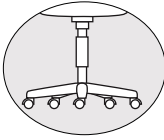
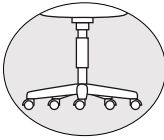
Back Support Color	Code	Price	
Black	Z1	+ \$0	
Silver	Z2	+ \$0	

FOCUS WORK



5. Arm Information

Arms	Code	Price	
Armless	A0	-\$90	
Fixed Arms (Not available on Y mechanism.)	A91	-\$15	
Height Adjustable	A92	+\$0	
Height Adjustable with Sport Arm Pads	A152	+\$0	
Height/Width Adjustable	A93	+\$25	
Height/Width Adjustable with Sport Arm Pads	A153	+\$25	
Fully Adjustable	A94	+\$56	
Fully Adjustable with Sport Arm Pads	A154	+\$56	
Fully Multi-Adjustable (10-way)	A95	+\$66	
Fully Multi-Adjustable (10-way) with Sport Arm Pads	A155	+\$66	

6. Base Information

Base and Color	Code	Price		
Black Base	B0	+\$0		
Black Base, 26" (For Heavy Duty option.)	B7	+\$0		
High Profile Polished Aluminum Base	B3	+\$113		
High Profile Brushed Aluminum Base	B8	+\$113		
Casters		Code	Price	
Carpet Casters	C15	+\$0		
Heavy Duty Carpet Casters (For Heavy Duty option.)	C11	+\$0		
Sport Carpet Casters	C31	+\$0		
Sport Hard Floor Casters	C32	+\$30		
Hard Floor Casters	C14	+\$30		
Glides for Task Chairs	C3	+\$30		
Self-Locking Carpet Casters	C20	+\$30		
Self-Locking Hard Floor Casters	C19	+\$64		
Heavy Duty Hard Floor Casters (For Heavy Duty option.)	C9	+\$61		
Cylinder Height		Code	Price	
Standard Cylinder	S0	+\$0		
Higher Cylinder with Low Profile Base (Must select Y mechanism.)	S8	+\$0		

7. Material

CAL 133	Code	Price	
CAL 133, Fabric, Quantities 1-49	133F	+\$99	
CAL 133, Fabric, Quantities 50+	133F5	+\$55	
CAL 133, Leather, Any Quantity	133L	+\$119	
Mesh Color		Code	Price
Standard Solid Mesh			
Black	MC1	+\$0	
Sand	MC3	+\$0	
Slate	MC2	+\$0	
Sport Striped Mesh (Predominant color is listed first.)		Code	Price
Freeway (black/slate)	MC33	+\$0	
Impress (slate/black)	MC34	+\$0	

FOCUS WORK

7. Material (continued)

Headrest Textile (For highback with headrest only.)	Code	Price	
Black	MC1	+ \$0	
Sand	MC3	+ \$0	
Slate	MC2	+ \$0	
Seat Textile	Code	Price	
COM, or Fabric/Vinyl Grade 1	COM/FG1	+ \$0	
Fabric/Vinyl Grade 2	FG2	+ \$26	
Fabric/Vinyl Grade 3	FG3	+ \$60	
Fabric/Vinyl Grade 4	FG4	+ \$116	
Fabric/Vinyl Grade 5	FG5	+ \$172	
Fabric/Vinyl Grade 6	FG6	+ \$213	
Fabric/Vinyl Grade 7	FG7	+ \$254	
COL, or Leather Grade 1	COL/LG1	+ \$300	
Leather Grade 2	LG2	+ \$380	
Leather Grade 3	LG3	+ \$480	

Specify textile details in Price Calculation section.

8. Packaging

Packaging	Code	Price	
Knocked Down	KD	+ \$0	
Back Attached to Seat, Base Separate	UC	+ \$30	
Fully Assembled in a Carton (Not available for highback with headrest.)	AC	+ \$80	

SPECIFICATIONS

Model:	5622 Midback	5623 B1/5623 B2 Highback Mesh/Highback Flexible Plastic
Overall Width Armless	20	20
Overall Width with Arms	27.3	27.5
Overall Depth	25	26
Overall Height with (base) add	35 (B3/B8) 0.5	39 (B3/B8) 0.5
Seat Width	20	20
Seat Depth	18.5	18.5
Seat Height (mechanism)	(T) 16.5-20.125 (K) 17.5-20.5 (Y) 16.75-20.75	(T) 16.5-20.125 (K) 17.5-20.5 (Y) 16.75-20.75
(mechanism) (base)	(Y) (B3/B8) 16.88-20.25	(Y) (B3/B8) 16.88-20.25
Back Width	18.25	18.3
Back Height	20	23.5
Weight Armless (back style)	35.5 lbs.	(mesh) 36.5 lbs. (plastic) 36.5 lbs.
Weight with Arms (back style)	41.5 lbs.	(mesh) 42.5 lbs. (plastic) 42.5 lbs.
COM (back style)	1.1 yds.	(mesh) 1.1 yds. (plastic) 1.1 yds.
COL (back style)	20 sq. ft.	(mesh) 20 sq. ft. (plastic) 20 sq. ft.
Weight Capacity Heavy Duty 24/7 (mechanism)	300 lbs. (Y) 350 lbs.	300 lbs. (Y) 350 lbs.

Dimensions are in inches.

FINAL PRICE CALCULATION

Category	Code	Price
Base Price		\$653
1. Back Information		
Back Size and Style		\$
Back Options		\$
2. Heavy Duty Information		
Heavy Duty 24/7		\$
3. Mechanism Information		
Mechanism		\$
Seat Depth Adjustment		\$
4. Frame Information		
Back Support Color		\$
5. Arm Information		
Arms		\$
6. Base Information		
Base and Color		\$
Casters		\$
Cylinder Height		\$
7. Material		
CAL 133		\$
Mesh Color		\$
Headrest Textile		\$
Seat Textile/Please Specify:		\$

Textile Manufacturer: _____
 Textile Pattern: _____
 Textile Colorway: _____

8. Packaging		\$
---------------------	--	----

TOTAL PRICE: _____ \$

QUANTITY: _____

REQUESTED DELIVERY DATE: _____

FOCUS WORK UPHOLSTERED BACK TASK CHAIR

Our Focus collections create camaraderie within any setting, whether around a conference table, in a healthcare office or at an educational facility. Focus is an extensive and adaptable assemblage that includes executive, task, side and stool models. Just imagine the possibilities!

WHERE COMFORT, STYLE AND
ERGONOMICS CONVERGE.

FOCUS® WORK



GOOD :: \$657

Midback upholstered pad, swivel tilt mechanism, height adjustable arms, nylon base, grade 1 textile.



BETTER :: \$779

Highback upholstered pad, enhanced synchro mechanism, height adjustable arms, nylon base, grade 1 textile.



BEST :: \$924

Highback upholstered pad, enhanced synchro mechanism, fully multi-adjustable arms, seat depth adjustment, nylon base, grade 1 textile.

FOCUS WORK

CATEGORY: TASK CHAIR

COLLECTION: FOCUS WORK

BASE PRICE: \$779

GSA SIN #: 711-18

Combining outstanding ergonomics, exceptional comfort and a stylish aesthetic, the top-selling Focus Work is the core of the Focus seating family. Available with a full range of options, including midback and highback variations, silver or black frames, plus a full range of arm and adjustable mechanism options, Focus Work is the ingenious solution to any range of office, conference or specialty spaces.


FEATURES:

- Ergonomic back support and comfort
- Midback and highback upholstered
- 3 solid mesh colors and 2 Sport striped patterns
- Adjustable lumbar option
- 4 adjustable arm styles with standard or Sport arm pads plus fixed arms
- Black or silver accents
- Waterfall seat
- Optional Sport casters
- Lifetime Warranty
- 350 lb. weight capacity with Heavy Duty 24/7 option
- All options and thousands of fabrics ship in 2, 5 or 10 days


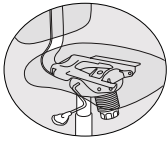
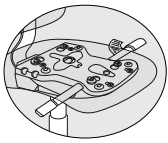
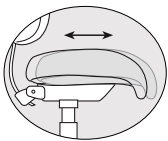
1. Back Information

Back Size and Style	Code	Price	
Midback Upholstered Pad	5622 B4	- \$32	
Highback Upholstered Pad	5623 B4	+ \$0	
Back Options	Code	Price	
Adjustable Lumbar Support	LB1	+ \$50	
Mesh Headrest (highback only)	HR1	+ \$106	

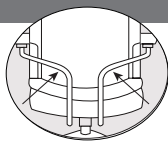
2. Heavy Duty Information

Heavy Duty 24/7	Code	Price	
Heavy Duty (Y or Y/E3 mechanism with standard cylinder and base only.)	HD	+ \$126	

3. Mechanism Information

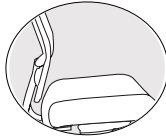
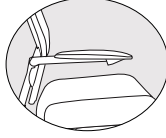
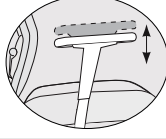
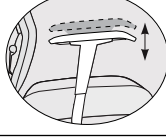
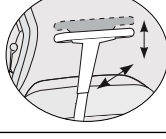
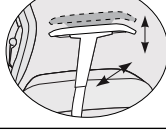
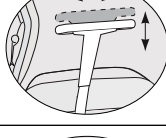
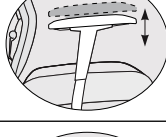
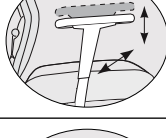
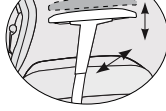
Mechanism	Code	Price	
Swivel Tilt	T	- \$90	
Knee Tilt	K	- \$57	
Enhanced Synchro	Y	+ \$0	
Seat Depth Adjustment	Code	Price	
Seat Depth Adjustment (Y mechanism only.)	E3	+ \$79	

4. Frame Information

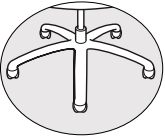
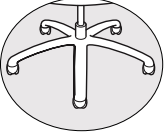
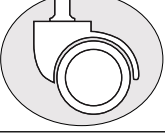
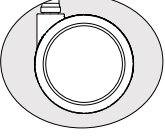
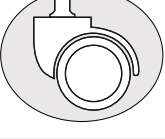
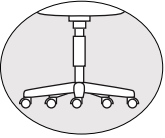
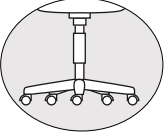
Back Support Color	Code	Price	
Black	Z1	+ \$0	
Silver	Z2	+ \$0	

FOCUS WORK

5. Arm Information

Arms	Code	Price	
Armless	A0	-\$90	
Fixed Arms (Not available on Y mechanism.)	A91	-\$15	
Height Adjustable	A92	+\$0	
Height Adjustable with Sport Arm Pads	A152	+\$0	
Height/Width Adjustable	A93	+\$25	
Height/Width Adjustable with Sport Arm Pads	A153	+\$25	
Fully Adjustable	A94	+\$56	
Fully Adjustable with Sport Arm Pads	A154	+\$56	
Fully Multi-Adjustable (10-way)	A95	+\$66	
Fully Multi-Adjustable (10-way) with Sport Arm Pads	A155	+\$66	

6. Base Information

Base and Color	Code	Price	
Black Base	B0	+\$0	
Black Base, 26" (For Heavy Duty option.)	B7	+\$0	
High Profile Polished Aluminum Base	B3	+\$113	
High Profile Brushed Aluminum Base	B8	+\$113	
Casters	Code	Price	
Carpet Casters	C15	+\$0	
Heavy Duty Carpet Casters (For Heavy Duty option.)	C11	+\$0	
Sport Carpet Casters	C31	+\$0	
Sport Hard Floor Casters	C32	+\$30	
Hard Floor Casters	C14	+\$30	
Glides for Task Chairs	C3	+\$30	
Self-Locking Carpet Casters	C20	+\$30	
Self-Locking Hard Floor Casters	C19	+\$64	
Heavy Duty Hard Floor Casters (For Heavy Duty option.)	C9	+\$61	
Cylinder Height	Code	Price	
Standard Cylinder	S0	+\$0	
Higher Cylinder with Low Profile Base (Must select Y mechanism.)	S8	+\$0	

FOCUS WORK

7. Material

CAL 133	Code	Price	
CAL 133, Fabric, Quantities 1-49	133F	+ \$99	
CAL 133, Fabric, Quantities 50+	133F5	+ \$55	
CAL 133, Leather, Any Quantity	133L	+ \$119	
Headrest Textile (For highback with headrest only.)	Code	Price	
Black	MC1	+ \$0	
Sand	MC3	+ \$0	
Slate	MC2	+ \$0	
Inner Back and Seat Textile	Code	Price	
COM or Fabric Grade 1	COM/FG1	+ \$0	
Fabric/Vinyl Grade 2	FG2	+ \$34	
Fabric/Vinyl Grade 3	FG3	+ \$74	
Fabric/Vinyl Grade 4	FG4	+ \$121	
Fabric/Vinyl Grade 5	FG5	+ \$174	
Fabric/Vinyl Grade 6	FG6	+ \$235	
Fabric/Vinyl Grade 7	FG7	+ \$296	
COL, or Leather Grade 1	COL/LG1	+ \$260	
Leather Grade 2	LG2	+ \$320	
Leather Grade 3	LG3	+ \$400	

Specify textile details in Price Calculation section.

8. Packaging

Packaging	Code	Price	
Knocked Down	KD	+ \$0	
Back Attached to Seat, Base Separate	UC	+ \$30	
Fully Assembled in a Carton (Not available for highback with headrest.)	AC	+ \$80	

SPECIFICATIONS

Model:	5622 Midback	5623 Highback
Overall Width Armless	20	20
Overall Width with Arms	27.3	27.5
Overall Depth	25	26
Overall Height with (base) add	35 (B3/B8) 0.5	39 (B3/B8) 0.5
Seat Width	20	20
Seat Depth	18.5	18.5
Seat Height (mechanism)	(T) 16.5-20.125 (K) 17.5-20.5 (Y) 16.75-20.75	(T) 16.5-20.125 (K) 17.5-20.5 (Y) 16.75-20.75
(mechanism) (base)	(Y) (B3/B8) 16.88-20.25	(Y) (B3/B8) 16.88-20.25
Back Width	18.25	18.3
Back Height	20	23.5
Weight Armless (back style)	35.5 lbs.	38 lbs.
Weight with Arms (back style)	41.5 lbs.	44 lbs.
COM (back style)	1.25 yds.	1.25 yds.
COL (back style)	20 sq. ft.	28 sq. ft.
Weight Capacity Heavy Duty 24/7 (mechanism)	300 lbs. (Y) 350 lbs.	300 lbs. (Y) 350 lbs.

Dimensions are in inches.

FINAL PRICE CALCULATION

Category	Code	Price
Base Price		\$779
1. Back Information		
Back Size and Style		\$
Back Options		\$
2. Heavy Duty Information		
Heavy Duty 24/7		\$
3. Mechanism Information		
Mechanism		\$
Seat Depth Adjustment		\$
4. Frame Information		
Back Support Color		\$
5. Arm Information		
Arms		\$
6. Base Information		
Base and Color		\$
Casters		\$
Cylinder Height		\$
7. Material		
CAL 133		\$
Headrest Textile		\$
Inner Back and Seat Textile/Please Specify:		\$
Textile Manufacturer: _____		
Textile Pattern: _____		
Textile Colorway: _____		
8. Packaging		\$

TOTAL PRICE: _____ \$

QUANTITY: _____

REQUESTED DELIVERY DATE: _____

FOCUS SPORT

MESH BACK

TASK CHAIR

Invigorated with sporty arm pad, mesh and caster options, the best-selling Focus task chair still offers superior long-term comfort for a task environment. Sport arm pads feature a contoured, textured surface, beveled edges and a restful front slope. Stylishly modern Sport mesh in two striped patterns complement standard Focus mesh colors. Sport casters add a designer touch. Focus Sport is part of a broad and versatile collection that includes executive, side and stool models.

WHERE COMFORT, STYLE AND
ERGONOMICS CONVERGE.



BETTER :: \$653

Highback, enhanced synchro mechanism, Sport freeway mesh, Sport casters, height adjustable arms with Sport arm pads, nylon base, grade 1 textile.

FOCUS SPORT

CATEGORY: TASK CHAIR

COLLECTION: FOCUS SPORT

BASE PRICE: \$653


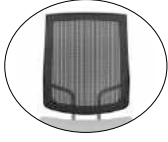
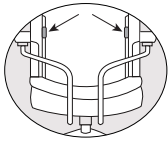
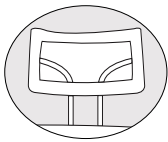
GSA SIN #: 711-18

Upgrade your ride with three energetic Focus Sport choices. Contoured arm pads feature a textured surface, beveled edges and a restful front slope. Stylishly modern Sport mesh in two striped patterns and Sport casters add a designer touch.

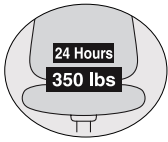
FEATURES:

- Ergonomic back support and comfort
- Midback and highback mesh
- 2 striped mesh patterns
- 4 adjustable arm styles with Sport arm pads
- Black or silver accents
- Waterfall seat
- Sport casters
- Adjustable lumbar option
- Lifetime Warranty
- 350 lb. weight capacity with Heavy Duty 24/7 option
- All options and thousands of fabrics ship in 2, 5 or 10 days


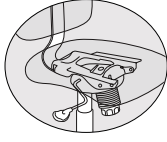
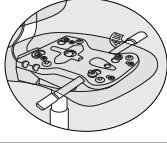
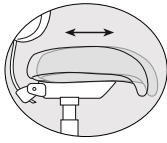
1. Back Information

Back Size and Style	Code	Price	
Midback Mesh	5622 B1	- \$32	
Highback Mesh	5623 B1	+ \$0	
Back Options	Code	Price	
Adjustable Lumbar Support	LB1	+ \$50	
Mesh Headrest (highback only)	HR1	+ \$106	

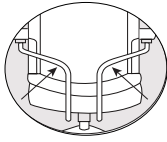
2. Heavy Duty Information

Heavy Duty 24/7	Code	Price	
Heavy Duty (Y or Y/E3 mechanism with standard cylinder and base only.)	HD	+ \$126	

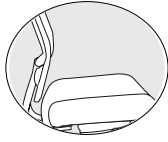
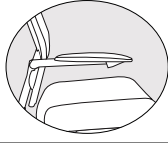
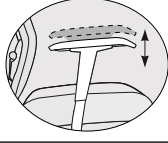
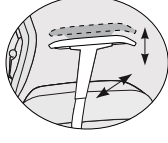
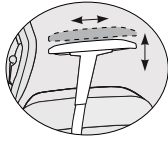
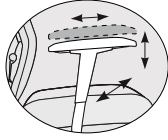
3. Mechanism Information

Mechanism	Code	Price	
Swivel Tilt	T	- \$90	
Knee Tilt	K	- \$57	
Enhanced Synchro	Y	+ \$0	
Seat Depth Adjustment	Code	Price	
Seat Depth Adjustment (Y mechanism only.)	E3	+ \$79	

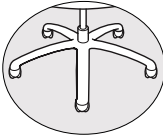
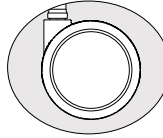
4. Frame Information

Back Support Color	Code	Price	
Black	Z1	+ \$0	
Silver	Z2	+ \$0	

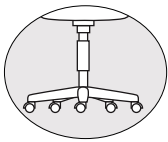
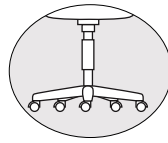
5. Arm Information

Arms	Code	Price	
Armless	A0	- \$90	
Fixed Arms (Not available on Y mechanism.)	A91	- \$15	
Height Adjustable with Sport Arm Pads	A152	+ \$0	
Height/Width Adjustable with Sport Arm Pads	A153	+ \$25	
Fully Adjustable with Sport Arm Pads	A154	+ \$56	
Fully Multi-Adjustable (10-way) with Sport Arm Pads	A155	+ \$66	



6. Base Information

Base and Color	Code	Price	
Black Base	B0	+ \$0	
Black Base, 26" (For Heavy Duty option.)	B7	+ \$0	
High Profile Polished Aluminum Base	B3	+ \$113	
High Profile Brushed Aluminum Base	B8	+ \$113	
Casters	Code	Price	
Sport Carpet Casters	C31	+ \$0	
Sport Hard Floor Casters	C32	+ \$30	

6. Base Information (continued)

Cylinder Height	Code	Price	
Standard Cylinder	S0	+ \$0	
Higher Cylinder with Low Profile Base (Must select Y mechanism.)	S8	+ \$0	

7. Material

CAL 133	Code	Price	
CAL 133, Fabric, Quantities 1-49	133F	+ \$99	
CAL 133, Fabric, Quantities 50+	133F5	+ \$55	
CAL 133, Leather, Any Quantity	133L	+ \$119	
Sport Striped Mesh (Predominant color is listed first.)	Code	Price	
Freeway (black/slate)	MC33	+ \$0	
Impress (slate/black)	MC34	+ \$0	
Headrest Textile (For highback with headrest only.)	Code	Price	
Black	MC1	+ \$0	
Sand	MC3	+ \$0	
Slate	MC2	+ \$0	
Seat Textile	Code	Price	
COM, or Fabric/Vinyl Grade 1	COM/FG1	+ \$0	
Fabric/Vinyl Grade 2	FG2	+ \$26	
Fabric/Vinyl Grade 3	FG3	+ \$60	
Fabric/Vinyl Grade 4	FG4	+ \$116	
Fabric/Vinyl Grade 5	FG5	+ \$172	
Fabric/Vinyl Grade 6	FG6	+ \$213	
Fabric/Vinyl Grade 7	FG7	+ \$254	
COL, or Leather Grade 1	COL/LG1	+ \$300	
Leather Grade 2	LG2	+ \$380	
Leather Grade 3	LG3	+ \$480	

Specify textile details in Price Calculation section.

8. Packaging

Packaging	Code	Price	
Knocked Down	KD	+ \$0	
Back Attached to Seat, Base Separate	UC	+ \$30	
Fully Assembled in a Carton (Not available for highback with headrest.)	AC	+ \$80	

SPECIFICATIONS

Model:	5622 Midback	5623 B1/5623 B2 Highback Mesh/Highback
Overall Width Armless	20	20
Overall Width with Arms	27.3	27.5
Overall Depth	25	26
Overall Height with (base) add	35 (B3/B8) 0.5	39 (B3/B8) 0.5
Seat Width	20	20
Seat Depth	18.5	18.5
Seat Height (mechanism)	(T) 16.5-20.125 (K) 17.5-20.5 (Y) 16.75-20.75	(T) 16.5-20.125 (K) 17.5-20.5 (Y) 16.75-20.75
(mechanism) (base)	(Y) (B3/B8) 18.25-21.5	(Y) (B3/B8) 18.25-21.5
Back Width	18.25	18.3
Back Height	20	23.5
Weight Armless	35.5 lbs.	36.5 lbs.
Weight with Arms	41.5 lbs.	42.5 lbs.
COM	1.1 yds.	1.1 yds.
COL	20 sq. ft.	20 sq. ft.
Weight Capacity Heavy Duty 24/7 (mechanism)	300 lbs. (Y) 350 lbs.	300 lbs. (Y) 350 lbs.

Dimensions are in inches.

FINAL PRICE CALCULATION

Category	Code	Price
Base Price		\$653
1. Back Information		
Back Size and Style		\$
Back Options		\$
2. Heavy Duty Information		
Heavy Duty 24/7		\$
3. Mechanism Information		
Mechanism		\$
Seat Depth Adjustment		\$
4. Frame Information		
Back Support Color		\$
5. Arm Information		
Arms		\$
6. Base Information		
Base and Color		\$
Casters		\$
Cylinder Height		\$
7. Material		
CAL 133		\$
Mesh Color		\$
Headrest Textile		\$
Seat Textile/Please Specify:		\$
Textile Manufacturer:	_____	
Textile Pattern:	_____	
Textile Colorway:	_____	
8. Packaging		\$

TOTAL PRICE: \$ _____

QUANTITY: _____

REQUESTED DELIVERY DATE: _____

FOCUS WORK

MESH BACK TASK STOOL

Our Focus collections create camaraderie within any setting, whether around a conference table, in a healthcare office or at an educational facility. Focus is an extensive and adaptable assemblage that includes executive, task, side and stool models. Just imagine the possibilities!

WHERE COMFORT, STYLE AND
ERGONOMICS CONVERGE.



\$658

Highback mesh task stool, basic mechanism, height adjustable arms, nylon base, grade 1 textile.

FOCUS WORK

CATEGORY: TASK STOOL

COLLECTION: FOCUS WORK

BASE PRICE: \$658



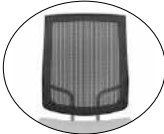
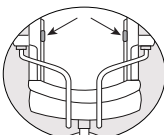
GSA SIN #: 711-18

The Focus stool's smart styling matches the Focus Work chair with the collection's signature sculpted back with integrated lumbar and unique Y-shaped back support. Add the optional adjustable lumbar support for even more comfort. This task stool is a comfortable complement to the collection and fits a variety of work settings from open offices to lunchrooms to workstations or wherever collaboration happens.

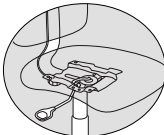
FEATURES:

- Ergonomic back support and comfort
- Midback and highback
- Upholstered, mesh or plastic back
- 3 solid mesh colors and 2 Sport striped patterns
- Adjustable lumbar option
- 4 adjustable arm styles with standard or Sport arm pads plus fixed arms
- Black or silver accents
- Waterfall seat
- Optional Sport casters
- Lifetime Warranty
- All options and thousands of fabrics ship in 2, 5 or 10 days

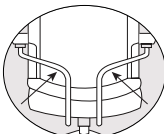
1. Back Information

Back Size and Style	Code	Price	
Highback Plastic	5623 B2	- \$40	
Midback Mesh	5622 B1	- \$32	
Highback Mesh	5623 B1	+ \$0	
Back Options	Code	Price	
Adjustable Lumbar Support (Not available with plastic back.)	LB1	+ \$50	

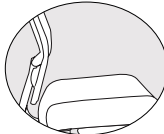
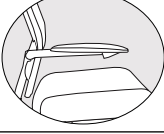
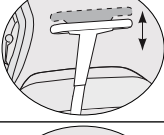
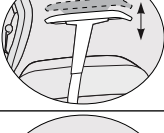
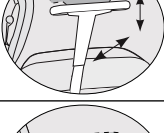
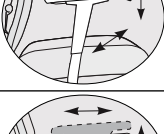
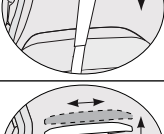
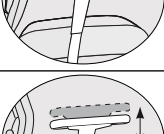
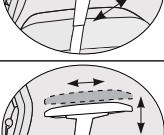
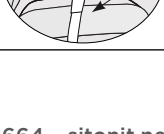
2. Mechanism Information

Mechanism	Code	Price	
Basic (swivel only)	B	+ \$0	

3. Frame Information

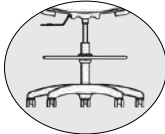
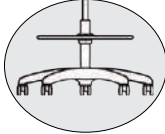
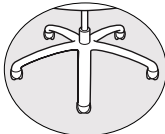

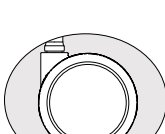
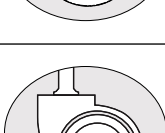
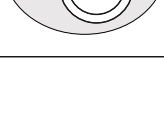
Back Support Color	Code	Price	
Black	Z1	+ \$0	
Silver	Z2	+ \$0	

4. Arm Information



Arms	Code	Price	
Armless	AØ	- \$90	
Fixed Arms	A91	- \$15	
Height Adjustable	A92	+ \$0	
Height Adjustable with Sport Arm Pads	A152	+ \$0	
Height/Width Adjustable	A93	+ \$25	
Height/Width Adjustable with Sport Arm Pads	A153	+ \$25	
Fully Adjustable	A94	+ \$56	
Fully Adjustable with Sport Arm Pads	A154	+ \$56	
Fully Multi-Adjustable (10-way)	A95	+ \$66	
Fully Multi-Adjustable (10-way) with Sport Arm Pads	A155	+ \$66	

FOCUS WORK

5. Base Information

Base	Code	Price	
Stool Kit	S1	+ \$0	
Extended Stool Kit	S2	+ \$24	
Base Color	Code	Price	
Black Base	B6	+ \$0	
Polished Aluminum Base	B5	+ \$167	
Casters	Code	Price	
Carpet Casters	C5	+ \$0	
Carpet Casters (For higher cylinder only.)	C21	+ \$0	
Sport Carpet Casters	C31	+ \$0	
Sport Hard Floor Casters	C32	+ \$30	
Hard Floor Casters	C1	+ \$30	
Hard Floor Casters (For higher cylinder only.)	C22	+ \$30	
Self-Locking Carpet Casters	C2	+ \$30	
Glides for Task Chairs	C3	+ \$30	
Self-Locking Hard Floor Casters	C7	+ \$61	

6. Material

CAL 133	Code	Price	
CAL 133, Fabric, Quantities 1-49	133F	+ \$99	
CAL 133, Fabric, Quantities 50+	133F5	+ \$55	
CAL 133, Leather, Any Quantity	133L	+ \$119	
Mesh Color	Code	Price	
Standard Solid Mesh			
Black	MC1	+ \$0	
Sand	MC3	+ \$0	
Slate	MC2	+ \$0	
Sport Striped Mesh (Predominant color is listed first.)	Code	Price	
Freeway (black/slate)	MC33	+ \$0	
Impress (slate/black)	MC34	+ \$0	

6. Material (continued)

Seat Textile	Code	Price	
COM or Fabric Grade 1	COM/FG1	+ \$0	
Fabric/Vinyl Grade 2	FG2	+ \$26	
Fabric/Vinyl Grade 3	FG3	+ \$60	
Fabric/Vinyl Grade 4	FG4	+ \$116	
Fabric/Vinyl Grade 5	FG5	+ \$172	
Fabric/Vinyl Grade 6	FG6	+ \$213	
Fabric/Vinyl Grade 7	FG7	+ \$254	
COL, or Leather Grade 1	COL/LG1	+ \$300	
Leather Grade 2	LG2	+ \$380	
Leather Grade 3	LG3	+ \$480	

Specify textile details in Price Calculation section.

7. Packaging

Packaging	Code	Price	
Knocked Down	KD	+ \$0	
Back Attached to Seat, Base Separate	UC	+ \$30	
Fully Assembled in a Carton	AC	+ \$80	

SPECIFICATIONS

Model:	5622 Midback	5623 Highback
Overall Width Armless	20.5	20
Overall Width with Arms	27.3	27.5
Overall Depth	25	26
Overall Height (base)	(S1) 41.6 (S2) 46	(S1) 45 (S2) 50
Seat Width	20	20
Seat Depth	18.5	18.5
Seat Height (base)	(S1) 21-29 (S2) 24-34	(S1) 21-29 (S2) 24-34
Back Width	18.25	18.3
Back Height	20	23.5
Weight Armless (base)	(S1) 39.5 lbs. (S2) 40.5 lbs.	(S1) 40.5 lbs. (S2) 41.5 lbs.
Weight with Arms (base)	(S1) 45.5 lbs. (S2) 46.5 lbs.	(S1) 46.5 lbs. (S2) 47.5 lbs.
COM	1.1 yds.	1.1 yds.
COL	20 sq. ft.	20 sq. ft.
Weight Capacity	300 lbs.	300 lbs.

Dimensions are in inches.

FOCUS WORK

FINAL PRICE CALCULATION

Category	Code	Price
Base Price		\$658
1. Back Information		
Back Size and Style		\$
Back Options		\$
2. Mechanism Information		
Mechanism		\$
3. Frame Information		
Back Support Color		\$
4. Arm Information		
Arms		\$
5. Base Information		
Base		\$
Base Color		\$
Casters		\$
Cylinder Height		\$
6. Material		
CAL 133		\$
Mesh Color		\$
Seat Textile/Please Specify:		\$
Textile Manufacturer: _____		
Textile Pattern: _____		
Textile Colorway: _____		
7. Packaging		\$

TOTAL PRICE: \$ _____

QUANTITY: _____

REQUESTED DELIVERY DATE: _____



FOCUS WORK UPHOLSTERED BACK TASK STOOL

Our Focus collections create camaraderie within any setting, whether around a conference table, in a healthcare office or at an educational facility. Focus is an extensive and adaptable assemblage that includes executive, task, side and stool models. Just imagine the possibilities!

WHERE COMFORT, STYLE AND
ERGONOMICS CONVERGE.



\$784

Highback upholstered pad, task stool,
basic mechanism, height adjustable arms,
black nylon base, grade 1 textile.

FOCUS WORK

CATEGORY: TASK STOOL

COLLECTION: FOCUS WORK

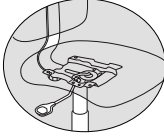
BASE PRICE: \$784

GSA SIN #: 711-18

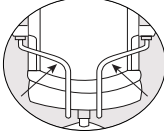
1. Back Information

Back Size and Style	Code	Price	
Midback Upholstered Pad	5622 B4	- \$32	
Highback Upholstered Pad	5623 B4	+ \$0	
Back Options	Code	Price	
Adjustable Lumbar Support	LB1	+ \$50	

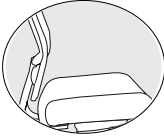
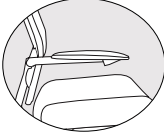
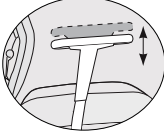
2. Mechanism Information

Mechanism	Code	Price	
Basic (swivel only)	B	+ \$0	

3. Frame Information

Back Support Color	Code	Price	
Black	Z1	+ \$0	
Silver	Z2	+ \$0	

4. Arm Information

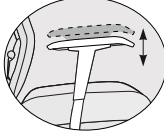
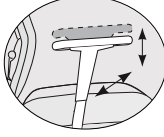
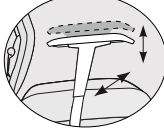
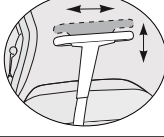
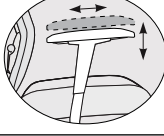
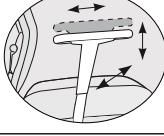
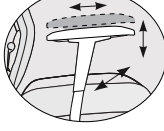
Arms	Code	Price	
Armless	A0	- \$90	
Fixed Arms	A91	- \$15	
Height Adjustable	A92	+ \$0	

The Focus stool's smart styling matches the Focus Work chair with the collection's signature sculpted back with integrated lumbar and unique Y-shaped back support. Add the optional adjustable lumbar support for even more comfort. This task stool is a comfortable complement to the collection and fits a variety of work settings from open offices to lunchrooms to workstations or wherever collaboration happens.

FEATURES:

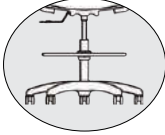
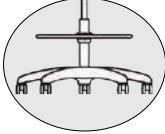
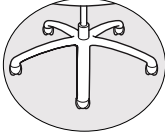

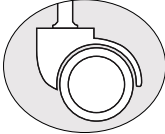
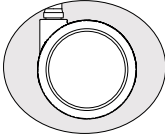
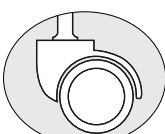
- Ergonomic back support and comfort
- Midback and highback upholstered
- 3 solid mesh colors and 2 Sport striped patterns
- Adjustable lumbar option
- 4 adjustable arm styles with standard or Sport arm pads plus fixed arms
- Black or silver accents
- Waterfall seat
- Optional Sport casters
- Lifetime Warranty
- All options and thousands of fabrics ship in 2, 5 or 10 days

4. Arm Information (continued)

Arms	Code	Price	
Height Adjustable with Sport Arm Pads	A152	+ \$0	
Height/Width Adjustable	A93	+ \$25	
Height/Width Adjustable with Sport Arm Pads	A153	+ \$25	
Fully Adjustable	A94	+ \$56	
Fully Adjustable with Sport Arm Pads	A154	+ \$56	
Fully Multi-Adjustable (10-way)	A95	+ \$66	
Fully Multi-Adjustable (10-way) with Sport Arm Pads	A155	+ \$66	

FOCUS WORK

5. Base Information

Base	Code	Price	
Stool Kit	S1	+ \$0	
Extended Stool Kit	S2	+ \$24	
Base Color	Code	Price	
Black Base	B6	+ \$0	
Polished Aluminum Base	B5	+ \$167	
Casters	Code	Price	
Carpet Casters	C5	+ \$0	
Carpet Casters (For higher cylinder only.)	C21	+ \$0	
Sport Carpet Casters	C31	+ \$0	
Sport Hard Floor Casters	C32	+ \$30	
Hard Floor Casters	C1	+ \$30	
Hard Floor Casters (For higher cylinder only.)	C22	+ \$30	
Self-Locking Carpet Casters	C2	+ \$30	
Glides for Task Chairs	C3	+ \$30	
Self-Locking Hard Floor Casters	C7	+ \$61	

6. Material

CAL 133	Code	Price
CAL 133, Fabric, Quantities 1-49	133F	+ \$99
CAL 133, Fabric, Quantities 50+	133F5	+ \$55
CAL 133, Leather, Any Quantity	133L	+ \$119
Inner Back and Seat Textile	Code	Price
COM or Fabric Grade 1	COM/FG1	+ \$0
Fabric/Vinyl Grade 2	FG2	+ \$34
Fabric/Vinyl Grade 3	FG3	+ \$74
Fabric/Vinyl Grade 4	FG4	+ \$121
Fabric/Vinyl Grade 5	FG5	+ \$174
Fabric/Vinyl Grade 6	FG6	+ \$235
Fabric/Vinyl Grade 7	FG7	+ \$296
COL, or Leather Grade 1	COL/LG1	+ \$260
Leather Grade 2	LG2	+ \$320
Leather Grade 3	LG3	+ \$400

Specify textile details in Price Calculation section.

7. Packaging

Packaging	Code	Price
Knocked Down	KD	+ \$0
Back Attached to Seat, Base Separate	UC	+ \$30
Fully Assembled in a Carton	AC	+ \$80

SPECIFICATIONS

Model:	5622 Midback	5623 Highback
Overall Width Armless	20.5	20
Overall Width with Arms	27.3	27.5
Overall Depth	25	26
Overall Height (base)	(S1) 41.6 (S2) 46	(S1) 45 (S2) 50
Seat Width	20	20
Seat Depth	18.5	18.5
Seat Height (base)	(S1) 21-29 (S2) 24-34	(S1) 21-29 (S2) 24-34
Back Width	18.25	18.3
Back Height	20	23.5
Weight Armless (base)	(S1) 39.5 lbs. (S2) 40.5 lbs.	(S1) 40.5 lbs. (S2) 41.5 lbs.
Weight with Arms (base)	(S1) 45.5 lbs. (S2) 46.5 lbs.	(S1) 46.5 lbs. (S2) 47.5 lbs.
COM (back type)	1.25 yds.	1.25 yds.
COL (back type)	(mesh) 20 sq. ft. (upholstered) 28 sq. ft. (plastic) 20 sq. ft.	(mesh) 20 sq. ft. (upholstered) 28 sq. ft. (plastic) 20 sq. ft.
Weight Capacity	300 lbs.	300 lbs.

Dimensions are in inches.

FINAL PRICE CALCULATION

Category	Code	Price
Base Price		\$784
1. Back Information		
Back Size and Style		\$
Back Options		\$
2. Mechanism Information		
Mechanism		\$
3. Frame Information		
Back Support Color		\$
4. Arm Information		
Arms		\$
5. Base Information		
Base		\$
Base Color		\$
Casters		\$
6. Material		
CAL 133		\$
Inner Back and Seat Textile/Please Specify:		\$
Textile Manufacturer:	_____	
Textile Pattern:	_____	
Textile Colorway:	_____	
7. Packaging		\$

TOTAL PRICE: _____ \$

QUANTITY: _____

REQUESTED DELIVERY DATE: _____

FOCUS SPORT

MESH BACK

TASK STOOL

Invigorated with sporty arm pad, mesh and caster options, the best-selling Focus task stool still offers superior long-term comfort for a task environment. Sport arm pads feature a contoured, textured surface, beveled edges and a restful front slope. Stylishly modern Sport mesh in two striped patterns complement standard Focus mesh colors. Sport casters add a designer touch. Focus Sport is part of a broad and versatile collection that includes executive, side and stool models.

**WHERE COMFORT, STYLE AND
ERGONOMICS CONVERGE.**



\$658

Midback, basic mechanism, Sport freeway mesh, Sport casters, height adjustable arms with Sport arm pads, nylon base, grade 1 textile.

FOCUS SPORT



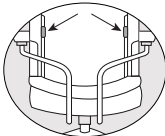
CATEGORY: TASK STOOL
COLLECTION: FOCUS SPORT
BASE PRICE: \$658
GSA SIN #: 711-18

Upgrade your ride with three energetic Focus Sport choices. Contoured arm pads feature a textured surface, beveled edges and a restful front slope. Stylishly modern Sport mesh in two striped patterns and Sport casters add a designer touch.

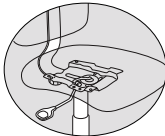
FEATURES:

- Ergonomic back support and comfort
- Midback and highback mesh
- 2 striped mesh patterns
- 4 adjustable arm styles with Sport arm pads
- Black or silver accents
- Waterfall seat
- Sport casters
- Adjustable lumbar option
- Lifetime Warranty
- All options and thousands of fabrics ship in 2, 5 or 10 days

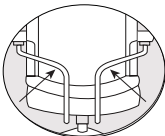
1. Back Information

Back Size and Style	Code	Price	
Midback Mesh	5622 B1	- \$32	
Highback Mesh	5623 B1	+ \$0	
Back Options	Code	Price	
Adjustable Lumbar Support	LB1	+ \$50	

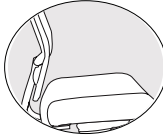
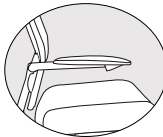
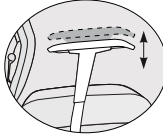
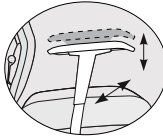
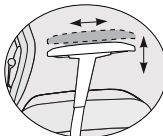
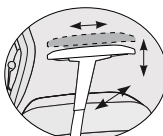
2. Mechanism Information

Mechanism	Code	Price	
Basic (swivel only)	B	+ \$0	

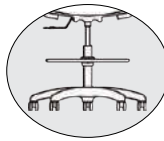
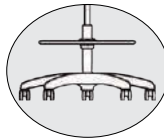
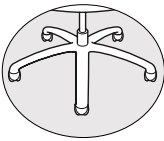

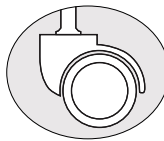
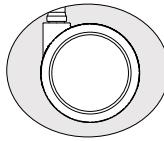
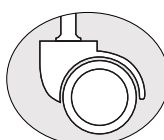
3. Frame Information

Back Support Color	Code	Price	
Black	Z1	+ \$0	
Silver	Z2	+ \$0	

4. Arm Information

Arms	Code	Price	
Armless	AØ	- \$90	
Fixed Arms (Not available on Y mechanism.)	A91	- \$15	
Height Adjustable with Sport Arm Pads	A152	+ \$0	
Height/Width Adjustable with Sport Arm Pads	A153	+ \$25	
Fully Adjustable with Sport Arm Pads	A154	+ \$56	
Fully Multi-Adjustable with Sport Arm Pads (10-way)	A155	+ \$66	

5. Base Information

Base	Code	Price	
Stool Kit	S1	+ \$0	
Extended Stool Kit	S2	+ \$24	
Base Color	Code	Price	
Black Base	B6	+ \$0	
Polished Aluminum Base	B5	+ \$167	
Casters	Code	Price	
Carpet Casters	C5	+ \$0	
Carpet Casters (For higher cylinder only.)	C21	+ \$0	
Sport Carpet Casters	C31	+ \$0	
Sport Hard Floor Casters	C32	+ \$30	
Hard Floor Casters	C1	+ \$30	
Hard Floor Casters (For higher cylinder only.)	C22	+ \$30	
Self-Locking Carpet Casters	C2	+ \$30	
Glides for Task Chairs	C3	+ \$30	
Self-Locking Hard Floor Casters	C7	+ \$61	

6. Material

Sport Striped Mesh (Predominant color is listed first.)	Code	Price	
Freeway (black/slate)	MC33	+ \$0	
Impress (slate/black)	MC34	+ \$0	
Seat Textile	Code	Price	
COM, or Fabric/Vinyl Grade 1	COM/FG1	+ \$0	
Fabric/Vinyl Grade 2	FG2	+ \$26	
Fabric/Vinyl Grade 3	FG3	+ \$60	
Fabric/Vinyl Grade 4	FG4	+ \$116	
Fabric/Vinyl Grade 5	FG5	+ \$172	
Fabric/Vinyl Grade 6	FG6	+ \$213	
Fabric/Vinyl Grade 7	FG7	+ \$254	
COL, or Leather Grade 1	COL/LG1	+ \$300	
Leather Grade 2	LG2	+ \$380	
Leather Grade 3	LG3	+ \$480	

Specify textile details in Price Calculation section.

7. Packaging

Packaging	Code	Price	
Knocked Down	KD	+ \$0	
Back Attached to Seat, Base Separate	UC	+ \$30	
Fully Assembled in a Carton	AC	+ \$80	

SPECIFICATIONS

Model:	5622 Midback	5623 B1/5623 B2 Highback Mesh
Overall Width Armless	20	20
Overall Width with Arms	27.3	27.5
Overall Depth	25	26
Overall Height (base)	(S1) 41.6 (S2) 46	(S1) 45 (S2) 50
Seat Width	20	20
Seat Depth	18.5	18.5
Seat Height (base)	(S1) 21-29 (S2) 24-34	(S1) 21-29 (S2) 24-34
Back Width	18.25	18.3
Back Height	20	23.5
Weight Armless (base)	(S1) 39.5 lbs. (S2) 40.5 lbs.	(S1) 40.5 lbs. (S2) 41.5 lbs.
Weight with Arms (base)	(S1) 45.5 lbs. (S2) 46.5 lbs.	(S1) 46.5 lbs. (S2) 47.5 lbs.
COM	1.1 yds.	1.1 yds.
COL	20 sq. ft.	20 sq. ft.
Weight Capacity Heavy Duty 24/7 (mechanism)	300 lbs. (Y) 350 lbs.	300 lbs. (Y) 350 lbs.

Dimensions are in inches.

FOCUS SPORT

FINAL PRICE CALCULATION

Category	Code	Price
Base Price		\$658
1. Back Information		
Back Size and Style		\$
Back Options		\$
2. Mechanism Information		
Mechanism		\$
Seat Depth Adjustment		\$
3. Frame Information		
Back Support Color		\$
4. Arm Information		
Arms		\$
5. Base Information		
Base and Color		\$
Casters		\$
Cylinder Height		\$
6. Material		
CAL 133		\$
Mesh Color		\$
Seat Textile/Please Specify:		\$
Textile Manufacturer: _____		
Textile Pattern: _____		
Textile Colorway: _____		
7. Packaging		\$

TOTAL PRICE: _____ \$

QUANTITY: _____

REQUESTED DELIVERY DATE: _____



FOCUS SPORT