

DRAWING TABLES

RANGER® STEEL FOUR-POST & SPLIT-TOP

Drawing Boards: Thermally fused 1" thick Birch woodgrain low-pressure laminate with steel end cleats only. Includes paper apron.

Top Height: 37" from floor.

Tilt Angle: 50° from horizontal.

Available Options:

Tool Drawer: Comes with insert tray and lock with two keys.

Shallow Plan Drawer: Convenient storage for papers and reference materials. Not available with the split-top table.

Table is shipped knocked down.

Drawer Dimensions:

Tool Drawer

Shallow Drawer

Table 7734B

Table 7736B

All other tables

Height

3 3/8"

Width

10 3/8"

Depth

27 3/8"

1 5/8"

24 1/4"

27 3/8"

1 5/8"

36 1/4"

27 3/8"

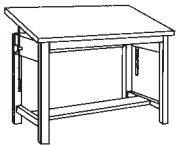
1 5/8"

48 1/4"

27 3/8"

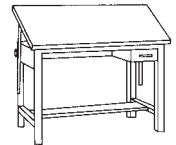
| Model No. | Description | Wt. | List Price |
|-----------|-------------|-----|------------|
|-----------|-------------|-----|------------|

Ranger Steel Four-Post Table only. No drawers.



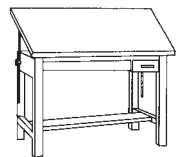
| | | | |
|-------------|---------------|------|--------|
| 7732 | 30" x 42" | 108# | \$1248 |
| 7734 | 37 1/2" x 48" | 118# | \$1339 |
| 7736 | 37 1/2" x 60" | 157# | \$1411 |
| 7737 | 37 1/2" x 72" | 167# | \$1708 |
| 7738 | 43 1/2" x 72" | 177# | \$1874 |
| 7739 | 43 1/2" x 84" | 185# | \$2082 |

Ranger Steel Four-Post A Combination Table with tool drawer only.



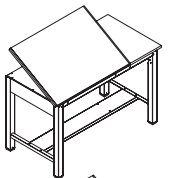
| | | | |
|--------------|---------------|------|--------|
| 7732A | 30" x 42" | 134# | \$1452 |
| 7734A | 37 1/2" x 48" | 146# | \$1557 |
| 7736A | 37 1/2" x 60" | 160# | \$1596 |
| 7737A | 37 1/2" x 72" | 177# | \$1763 |
| 7738A | 43 1/2" x 72" | 187# | \$2005 |
| 7739A | 43 1/2" x 84" | 195# | \$2156 |

Ranger Steel Four-Post B Combination Table with tool and shallow drawers.



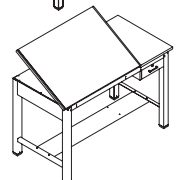
| | | | |
|--------------|---------------|------|--------|
| 7734B | 37 1/2" x 48" | 156# | \$1693 |
| 7736B | 37 1/2" x 60" | 172# | \$1797 |
| 7737B | 37 1/2" x 72" | 194# | \$1932 |
| 7738B | 43 1/2" x 72" | 204# | \$2187 |
| 7739B | 43 1/2" x 84" | 212# | \$2387 |

Ranger Split-Top Table only. No drawers.



| Model No. | Overall | Tilt Surface | Fixed Surface | Wt. | List Price |
|-------------|-----------|--------------|---------------|------|------------|
| 7772 | 30" x 60" | 42"W | 18"W | 150# | \$2031 |
| 7773 | 30" x 72" | 48"W | 24"W | 160# | \$2206 |

Ranger Split-Top A Combination. Table with tool drawer only.



| Model No. | Overall | Tilt Surface | Fixed Surface | Wt. | List Price |
|--------------|-----------|--------------|---------------|------|------------|
| 7772A | 30" x 60" | 42"W | 18"W | 155# | \$2385 |
| 7773A | 30" x 72" | 48"W | 24"W | 165# | \$2562 |

DESKING

CASEGOODS

CONFERENCE & TRAINING TABLES

SEATING

STORAGE & FILING

SPECIALTY SOLUTIONS

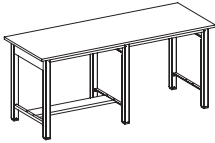
COM FORMS

PRODUCT INDEX

RANGER TEAM TABLES

Mayline's Ranger Table is the perfect solution for project or other team meetings. The Team Table has the same great strength and quality as our standard Ranger drafting table which is the result of over 50 years of experience in the drafting industry. A variety of storage under the standing height table can house project or meeting materials.

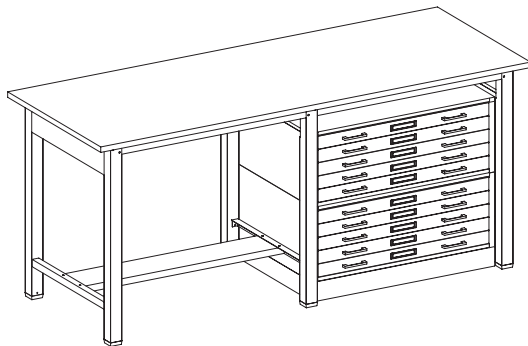
- Rectangular shape 36"D x 96"W x 42"H.
- Heavy-duty steel base provides strength and stability and is available as standard in Mayline Corporate colors.
- High pressure laminate top with 3mm edge banding.
- All Mayline Corporate color HPLs available from Wilsonart, Nevemar and Pionite.
- Custom colors for storage or table elements available upon request with an extended lead time. Please call Customer Service for a quotation.



| Model No. | Description | Wt. | List Price |
|-------------|--|------|------------|
| 7760 | 36"D x 96"W x 42"H Ranger Base Standing Height Table Interior Frame Dimensions 23"D x 41 1/4"W per Leg Section (85 1/2"W overall) x 39"H | 170# | \$2143 |

The Ranger Team Table can be used with Mayline Plan Files, Lateral Files and Bookcases to store a variety of team and project materials. Refer to interior table dimensions to verify how many units will fit beneath the table. Please contact Customer Service with questions.

RANGER TEAM TYPICALS



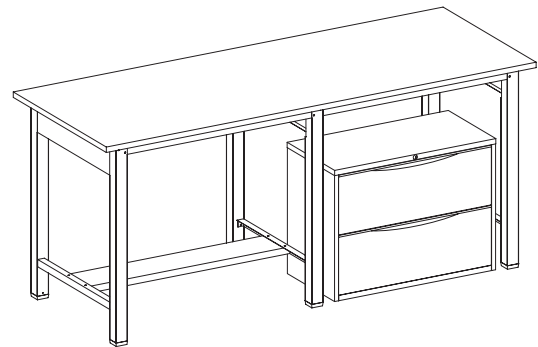
RANGER TEAM TYPICAL #1 – Any combination of Interlocking Files can be used – 7 1/2" Drawers, 5-Drawer and 10-Drawer models as seen in the Price List page 323.

Consists of:

| QTY. | MODEL NO. | DESCRIPTION | LIST PRICE EACH |
|------|--------------|----------------|-----------------|
| 1 | 7760 | Team Table | \$2143 |
| 1 | 7767U | Steel Cap | \$512 |
| 1 | 7767W | Flush Base | \$353 |
| 2 | 7767 | 5-Drawer Files | \$2215 |

RTT1

TOTAL: \$7439



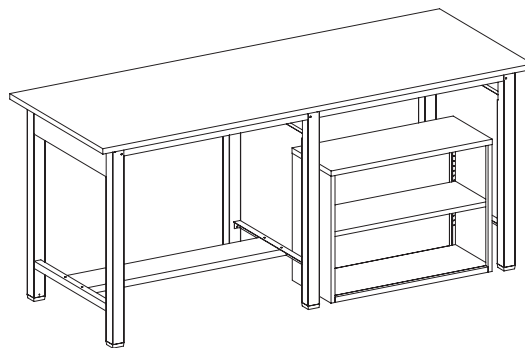
RANGER TEAM TYPICAL #2 – Back-to-back laterals would extend beyond the leg structure of the table.

Consists of:

| QTY. | MODEL NO. | DESCRIPTION | LIST PRICE EACH |
|------|--------------|--------------|-----------------|
| 1 | 7760 | Team Table | \$2143 |
| 1 | C841H | Lateral File | \$852 |

RTT2

TOTAL: \$2995



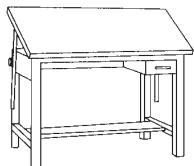
RANGER TEAM TYPICAL #3

Consists of:

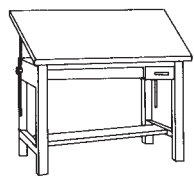
| QTY. | MODEL NO. | DESCRIPTION | LIST PRICE EACH |
|------|-------------|-------------|-----------------|
| 1 | 7760 | Team Table | \$2143 |
| 1 | CBC2 | Bookcase | \$326 |

RTT3

TOTAL: \$2469

ECONOMY RANGER® STEEL FOUR-POST**Drawing Board:** Wood core with thermally fused Fog Gray low-pressure laminate surface.**Top Height:** 37" from floor.**Tilt Angle:** 50° from horizontal.**Available Options:** Tool Drawer, Shallow Plan Drawer (locks not available).

| Model No. | Description | Wt. | List Price |
|---|---------------|------|------------|
| Economy Ranger Steel Four-Post Table only. No drawers. | | | |
| 7724 | 38 1/2" x 48" | 110# | \$1227 |
| 7726 | 38 1/2" x 60" | 150# | \$1250 |



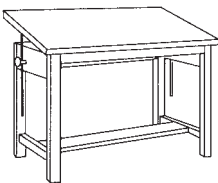
| | | | |
|---|---------------|------|--------|
| Economy Ranger Steel Four-Post A" Combination Table with tool drawer only. | | | |
| 7724A | 38 1/2" x 48" | 138# | \$1461 |
| 7726A | 38 1/2" x 60" | 152# | \$1495 |

Economy Ranger Steel Four-Post B" Combination Table with tool and shallow drawers.

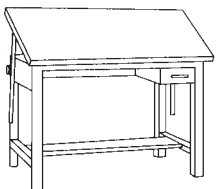
| | | | |
|-------|---------------|------|--------|
| 7724B | 38 1/2" x 48" | 148# | \$1557 |
| 7726B | 38 1/2" x 60" | 160# | \$1600 |

WOOD FOUR-POST**Drawing Tops:** Thermally fused Birch low-pressure laminate with steel end cleats.**Top Height:** 37" from floor.**Tilt Angle:** 50° from horizontal.**Available Options:****Tool Drawer:** Equipped with removable insert tray, individual lock with two keys.**Shallow Plan Drawer:** Storage drawer for papers and reference materials.**Table is shipped knocked down.****Drawer Dimensions:**
Tool Drawer
Shallow Plan Drawer
Table 7707-B

| Height | Width | Depth |
|--------|---------|-------|
| 3 3/4" | 10 3/4" | 25" |
| 1 7/8" | 46" | 25" |



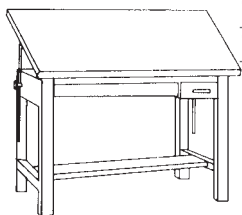
| Model No. | Description | Wt. | List Price |
|---|---------------|------|------------|
| Wood Four-Post only. No drawers. | | | |
| 7706 | 37 1/2" x 60" | 137# | \$2624 |
| 7707 | 37 1/2" x 72" | 154# | \$2830 |

Finishes: Standard - Naturalist, Golden Oak, Unfinished

| | | | |
|---|---------------|------|--------|
| Wood Four-Post A Combination with tool drawer. | | | |
| 7706A | 37 1/2" x 60" | 147# | \$2911 |
| 7707A | 37 1/2" x 72" | 164# | \$3116 |

Finishes: Standard - Naturalist, Golden Oak, Unfinished**Wood Four-Post B Combination with tool and shallow drawers.**

| | | | |
|-------|---------------|------|--------|
| 7706B | 37 1/2" x 60" | 160# | \$3056 |
| 7707B | 37 1/2" x 72" | 172# | \$3279 |

Finishes: Standard - Naturalist, Golden Oak, Unfinished

ART TABLES

Drawing Boards: Thermally fused low-pressure laminate in white finish. Tables are shipped knocked down.

Height adjustments for pedestal tables: Stoway - 15", from 29" - 44"
Note: Tilts from 0° - 45°.



| Model No. | Description | Wt. | List Price |
|---------------------|---------------------|-----|------------|
| Stoway Table | | | |
| 7403AP* | 30" x 42" White top | 54# | \$427 |

*Note: Limited quantities available. **Base Colors:** White only

FUTUR-MATIC® DRAWING TABLES

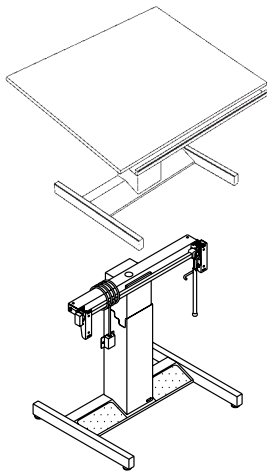
Drawing Boards: Thermally fused Fog Gray or Birch low-pressure laminate with steel end cleat. Hardwood pencil trough.

Electrical System: 110V, 60 Hz, 24V DC motor. Draws 1.2 amps under full load.

Top Height Range: 18" travel range, 30" to 48".

FM T/C Drive System: 250 pounds of lifting capacity and 150 foot pounds of tilting torque. All gear drive. No belts or pulleys.

Tilt Angle: Horizontal to near vertical.



| Model No. | Description | Wt. | List Price |
|---|---------------|------|------------|
| Futur-Matic with electric height and manual tilt adjustment. | | | |
| 8693B | 30" x 42" | 160# | \$5095 |
| 8694B | 37 1/2" x 48" | 180# | \$5465 |
| 8696B | 37 1/2" x 60" | 190# | \$5597 |
| 8697B | 37 1/2" x 72" | 242# | \$5746 |

Power Bases with 29" - 47" height adjustment. Power height. Manual tilt.

| | | | |
|---------|----------------------------|------|--------|
| 81370A6 | (w/o bd. brackets) | 104# | \$4117 |
| 3117 | Board brackets for 81370A6 | 10# | \$147 |

Board brackets sold separately. Required for addition of all work surfaces.

NOTE: Mounting hole patterns for digitizer tablets vary from manufacturer to manufacturer and require different brackets. Please contact your digitizer tablet dealer or manufacturer first to obtain this information before ordering.


LIGHT TABLES

Drawing Boards: Self-contained light box with translucent 1/8" acrylic diffuser panel, 1/4" clear glass and hardwood frame with Naturalist finish.

Lighting: 30" x 36" Four 30W Tubes (supplied) or 30" x 48" Four 40W Tubes (supplied). All tubes must be cool white rapid-start only.

Dimming Control Range: 0 - 325 foot candles, with solid state, full-range dimming control.

Electrical Requirements: 120V, 60 Hz, 2.0 Amps.



| Model No. | Top Size | Glass Size | Wt. | List Price |
|--|---------------|------------|------|------------|
| Ranger Steel Four-Post Light Tables with tool and shallow drawer units. | | | | |
| 7734BLT | 37 1/2" x 48" | 30" x 36" | 250# | \$6437 |
| 7736BLT | 37 1/2" x 60" | 30" x 48" | 256# | \$6801 |

Colors: Standard - White, Desert Sage, Gray

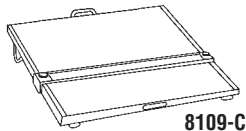
Replacement Light Tops

| | | | | |
|---------|---------------|-----------|------|--------|
| 20627R3 | 37 1/2" x 48" | 30" x 36" | 126# | \$4945 |
| 20628R3 | 37 1/2" x 60" | 30" x 48" | 146# | \$5301 |

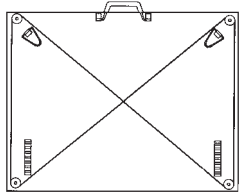
Note: Glass used is 1/4" thick clear with swiped edges. When purchasing light tops separately, specify what type table is being used so proper hardware is supplied.

Finishes: Standard - Naturalist

PROKITS



8109-C



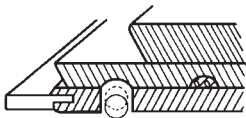
| Model No. | Description | Wt. | List Price |
|--|-------------|-----|------------|
| PROFESSIONAL DRAWING KITS (PROKITS) | | | |
| Woodgrain Low-Pressure Laminate w/Transparent Edge Kit Rule | | | |
| 8109C | 18" x 24" | 12# | \$312 |
| 8111C | 15" x 20" | 8# | \$302 |
| 8115C | 30" x 42" | 31# | \$451 |

STRAIGHTEDGES

MAYLINE STRAIGHTEDGE SPECIFICATIONS

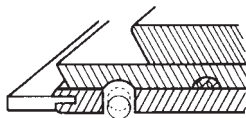
Delrin rollers best for Mylar and Metal for Vellum and other paper medium.

| Model No. | Length | | Wt. | List Price |
|--|--------|----------------------------|------|------------|
| Mobile Parallel Ruling Straightedge w/E-Z Grip Cap with Metal Rollers | | | | |
| 7271A | 36" | | 2.6# | \$352 |
| 7272A | 42" | Above-board | 2.9# | \$368 |
| 7273A | 48" | mounting hardware included | 3.3# | \$419 |
| 7275A | 60" | | 4.1# | \$551 |



| | | | | |
|---|-----|----------------------------|------|-------|
| Mobile Parallel Ruling Straightedge w/E-Z Grip Cap & Armoredge® with Metal Rollers | | | | |
| 7271ASE | 36" | | 2.5# | \$457 |
| 7272ASE | 42" | Above-board | 2.9# | \$487 |
| 7273ASE | 48" | mounting hardware included | 3.3# | \$548 |
| 7275ASE | 60" | | 4.1# | \$730 |

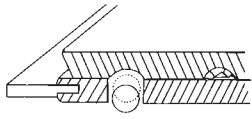
| | | | | |
|---|-----|----------------------------|------|-------|
| Mobile Parallel Ruling Straightedge w/E-Z Grip Cap with Delrin Rollers | | | | |
| D7270A | 30" | | 2.3# | \$346 |
| D7271A | 36" | | 2.6# | \$362 |
| D7272A | 42" | Above-board | 2.9# | \$376 |
| D7273A | 48" | mounting hardware included | 3.3# | \$422 |
| D7275A | 60" | | 4.1# | \$556 |



| | | | | |
|--|-----|----------------------------|------|-------|
| Mobile Parallel Ruling Straightedge w/E-Z Grip Cap & Armoredge® with Delrin Rollers | | | | |
| D7271ASE | 36" | | 2.5# | \$478 |
| D7272ASE | 42" | Above-board | 2.9# | \$492 |
| D7273ASE | 48" | mounting hardware included | 3.3# | \$511 |
| D7275ASE | 60" | | 4.1# | \$701 |

| | | | | |
|---|-----|----------------------------|------|-------|
| Mobile Parallel Ruling Straightedge with Metal Rollers | | | | |
| 7260A | 30" | | 1.9# | \$256 |
| 7261A | 36" | Above-board | 2.1# | \$271 |
| 7262A | 42" | mounting hardware included | 2.4# | \$284 |
| 7263A | 48" | | 2.7# | \$302 |
| 7265A | 60" | | 3.3# | \$393 |

MAYLINE STRAIGHTEDGE SPECIFICATIONS



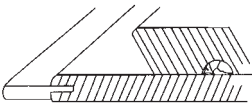
| Model No. | Length | | Wt. | List Price |
|--|--------|---|------|------------|
| Mobile Parallel Ruling Straightedge w/Armoredge® with Metal Rollers | | | | |
| 7261ASE | 36" | | 2.2# | \$401 |
| 7262ASE | 42" | | 2.4# | \$418 |
| 7263ASE | 48" | Above-board mounting hardware included | 2.8# | \$433 |
| 7265ASE | 60" | | 3.4# | \$525 |

Mobile Parallel Ruling Straightedge with Delrin Rollers

| | | | | |
|---------------|-----|---|------|-------|
| D7260A | 30" | | 1.9# | \$248 |
| D7261A | 36" | | 2.1# | \$265 |
| D7262A | 42" | | 2.4# | \$280 |
| D7263A | 48" | Above-board mounting hardware included | 2.8# | \$296 |
| D7265A | 60" | | 3.4# | \$356 |

Mobile Parallel Ruling Straightedge w/Armoredge® with Delrin Rollers

| | | | | |
|-----------------|-----|---|------|-------|
| D7261ASE | 36" | | 2.2# | \$412 |
| D7262ASE | 42" | | 2.4# | \$425 |
| D7263ASE | 48" | Above-board mounting hardware included | 2.8# | \$441 |
| D7265ASE | 60" | | 3.4# | \$518 |



E-Z Grip Parallel Ruling Straightedge

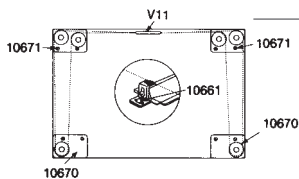
| | | | | |
|--------------|-----|---|------|-------|
| 7250A | 30" | | 1.7# | \$240 |
| 7251A | 36" | | 2.0# | \$256 |
| 7252A | 42" | | 2.3# | \$271 |
| 7253A | 48" | Above-board mounting hardware included | 2.6# | \$284 |
| 7255A | 60" | | 3.1# | \$376 |

E-Z Grip Parallel Ruling Straightedge w/Armoredge®

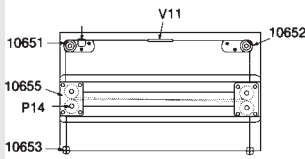
| | | | | |
|----------------|-----|---|------|-------|
| 7251ASE | 36" | | 2.0# | \$374 |
| 7252ASE | 42" | | 2.3# | \$392 |
| 7253ASE | 48" | Above-board mounting hardware included | 2.6# | \$403 |
| 7255ASE | 60" | | 3.1# | \$512 |

Conversion Kit

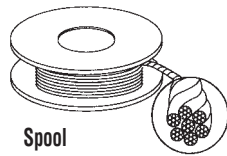
| | | | | |
|--------------|--|--|------|-------|
| 7302D | Conversion Kit – includes complete hardware and mounting attachments to convert any size above-board straightedge to underboard. | | 1.0# | \$157 |
|--------------|--|--|------|-------|



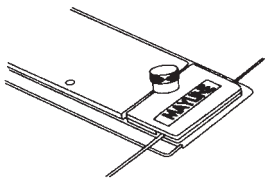

DRAWING ACCESSORIES



The numbers indicated in the illustration are for part identification only.



Spool



| Model No. | Length | Wt. | List Price |
|---|--------|------|------------|
| E-Z Grip Blade Only w/Armoredge® | | | |
| 7251SE | 36" | 1.8# | \$262 |
| 7252SE | 42" | 2.1# | \$279 |
| 7253SE | 48" | 2.4# | \$315 |
| 7255SE | 60" | 3.0# | \$375 |

Underboard Attachment

| | | | |
|-------|------------|------|-------|
| 7302A | 30" to 42" | 0.6# | \$113 |
| 7302B | 48" to 72" | 0.6# | \$120 |
| 7302C | 84" to 96" | 0.6# | \$123 |

Above Board Attachment Only

| | | | |
|-------|------------|------|-------|
| 7301A | 30" to 42" | 0.4# | \$93 |
| 7301B | 48" to 72" | 0.4# | \$99 |
| 7301C | 84" to 96" | 0.4# | \$106 |

Hardware Bags

| | | | |
|------|---|------|-------|
| 7306 | Replacement hardware bag for above-board straightedge (Edgemount) | 0.5# | \$43 |
| 7307 | Hardware for mold edge surfaces | 1.0# | \$102 |
| 7308 | Hardware bag for above-board straightedge (Surface Mount) | 1.0# | \$43 |

7 x 7 Lubricated Stainless Steel Cable w/Nylon Coating

| | | | |
|---------|---|------|-------|
| 7355100 | 100' Spool | 0.5# | \$89 |
| 7355300 | 300' Spool | 0.8# | \$239 |
| 7355A | Replacement Cable for 30" - 42" straightedge, 19 feet | 0.1# | \$29 |
| 7355B | Replacement Cable for 48" - 60" straightedge, 23 feet | 0.1# | \$39 |
| 7355C | Replacement Cable for 72" - 96" straightedge, 32 feet | 0.1# | \$52 |

Cut to length coils. Save time in measuring, cutting, and coiling. Pre-packed.

Note: For all types of parallel ruling attachments. Braided wire is corrosion resistant. Outside diameter .035".

| Model No. | Description | Wt. | List Price |
|-----------|-------------|-----|------------|
|-----------|-------------|-----|------------|

Straightedge Brake

| | | | |
|------|--|------|------|
| 7305 | Parallel Ruling Straightedge Brake for all Mayline above-board blades; 2 brakes per package. | 0.1# | \$50 |
|------|--|------|------|

One slight twist of the knob locks the straightedge into position enabling complete freedom of hands for use of lettering sets or inking. Also prevents loss of position due to bumping or adjusting table.

Note: Standard on all new above-board straightedges.

Touch Up Paint

| | | | |
|------|---|------|------|
| 9552 | Must specify color, some not available. | 1.0# | \$31 |
|------|---|------|------|

Touch up paint matched for all Mayline metal finishes. Available in 12 oz. pressurized spray cans. Ground shipment only.

Drawing Vinyl

| | | | |
|-------|---------------|-----|-------|
| 9501V | 24" x 30" | 4# | \$82 |
| 9511V | 30" x 36" | 45# | \$102 |
| 9503V | 30" x 42" | 5# | \$108 |
| 9504V | 37 1/2" x 48" | 10# | \$167 |
| 9506V | 37 1/2" x 60" | 15# | \$192 |
| 9507V | 37 1/2" x 72" | 18# | \$231 |

Color: Green on one side, Off-White other side. For clear vinyl, add C suffix.

When ordering drawing vinyl with tables, we will apply it to your table top with doublefaced tape along the top edge only for an additional \$100 list. Never cement vinyl to your drawing top. May cause warpage or damage.

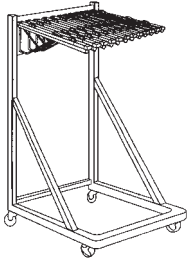
VERTICAL HANGING FILES

Ideal choice for economical, mobile filing of active documents.

Rolling Stands: Constructed of tubular steel finished with an electrostatically applied high solid polyester paint. Front locking casters.

Clamps: Spring-loaded metal mounting clips with metal wing knobs. Hold up to 100 sheets. Includes plastic ID holders and cards.

Hangers: Metal pivot hangers for easy removal of clamps.

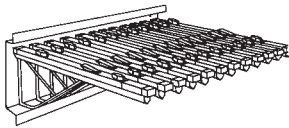


Model No.

Vertical File Rolling Stand Complete (Adjusts: 45" - 60"H and 28 1/2" - 42 1/2"D)

| | Max. Filing Width | Description | Wt. | List Price |
|--------------|-------------------|---|-----|------------|
| 9321 | 18" | Rolling stand w/12 hangers and clamps | 63# | \$1370 |
| 9322 | 24" | Rolling stand w/12 hangers and clamps | 66# | \$1430 |
| 9323 | 30" | Rolling stand w/12 hangers and clamps | 69# | \$1493 |
| 9324 | 36" | Rolling stand w/12 hangers and clamps | 71# | \$1613 |
| 9325 | 42" | Rolling stand w/12 hangers and clamps | 75# | \$1693 |
| 9329 | | Rolling stand only; Height adjusts from 45 1/4" to 60"H. Depth adjusts from 28 1/2" to 43". Width is 26 3/4". | 39# | \$652 |
| 9329H | | Rolling stand w/hangers (no clamps) | 51# | \$903 |


Color: Standard - Sand Beige



Vertical File Wall Rack Complete

| | Max. Filing Width | Description | Wt. | List Price |
|--------------|-------------------|-------------------------------------|-------|------------|
| 9301 | 18" | Wall rack w/12 hangers and clamps | 46# | \$872 |
| 9302 | 24" | Wall rack w/12 hangers and clamps | 48# | \$937 |
| 9303 | 30" | Wall rack w/12 hangers and clamps | 50# | \$998 |
| 9304 | 36" | Wall rack w/12 hangers and clamps | 54# | \$1117 |
| 9305 | 42" | Wall rack w/12 hangers and clamps | 58# | \$1193 |
| 9309 | | Wall rack only; 10 1/4"H x 23 1/8"L | 6.5# | \$95 |
| 9309H | | Wall rack w/12 hangers (no clamps) | 18.5# | \$396 |

Color: Standard - Sand Beige



Expandable Mobile Plan Center - Adjustable vertical file cart

| | Max. Filing Width | Description | Wt. | List Price |
|-------------|-------------------|--|-----|------------|
| 9429 | 27" - 39" | Expandable file cart, 40"-52" H x 16" D 1200 sheet, 12 clamp capacity | 25# | \$701 |

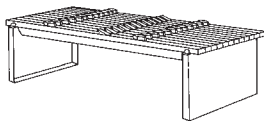
Note: Accepts clamps of 24", 30", and 36" length. (not included)

Color: Standard - Sand Beige

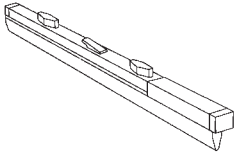
Vertical File End Resting Wall Rack Complete

| | Max. Filing Width | Description | Wt. | List Price |
|-------------|-------------------|---|-----|------------|
| 9311 | 18" | Wall rack with 12 clamps | 18# | \$552 |
| 9312 | 24" | Wall rack with 12 clamps | 22# | \$613 |
| 9313 | 30" | Wall rack with 12 clamps | 24# | \$680 |
| 9314 | 36" | Wall rack with 12 clamps | 28# | \$800 |
| 9315 | 42" | Wall rack with 12 clamps | 32# | \$879 |
| 9319 | | Wall rack only for End Resting Clamps 8"H x 15"L | 6# | \$96 |

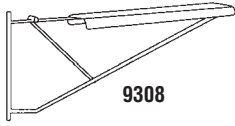
Color: Standard - Sand Beige



VERTICAL HANGING FILES

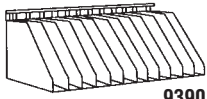


| Clamps Only | Size | Qty. | Wt. | List Price |
|-------------|------|--------|-----|------------|
| 93316 | 18" | 6/ctn. | 6# | \$230 |
| 93326 | 24" | 6/ctn. | 8# | \$262 |
| 93336 | 30" | 6/ctn. | 9# | \$289 |
| 93346 | 36" | 6/ctn. | 10# | \$349 |
| 93356 | 42" | 6/ctn. | 12# | \$387 |



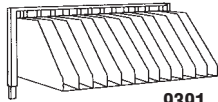
9308

| Hangers Only | Description | Wt. | List Price |
|--------------|---|-----|------------|
| 9308 | For clamps 9331 - 9335 packed 12 per carton | 12# | \$332 |



9390

| Data File | Description | Wt. | List Price |
|-----------|---|-----|------------|
| 9390 | Wall rack w/12 Data Files. | 28# | \$450 |
| 9391 | Single Data File extension w/12 Data Files. Use with 9321-25 | 32# | \$537 |
| 9397 | Data Files only. Packed 12 per carton. | 22# | \$376 |
| 9398 | Single Data File extension w/o Data Files. Use with 9321-25 | 10# | \$164 |



9391

| Vertical File Parts | Description | Wt. | List Price |
|---------------------|------------------------------------|------|------------|
| 10550 | Knobs, 12 per package | .50# | \$53 |
| 10551 | Springs, 12 per package | .50# | \$27 |
| 10552 | T-Bolts, 12 per package | .50# | \$38 |
| 10553 | Labels and Holders, 12 per package | 1# | \$31 |

PLAN FILES



DESKING

CASEGOODS

CONFERENCE &
TRAINING TABLES

SEATING

STORAGE &
FILING

SPECIALTY
SOLUTIONS

COM
FORMS

PRODUCT
INDEX

C-FILES® (NOTE: Not on GSA)

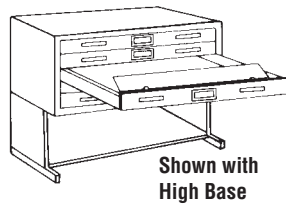
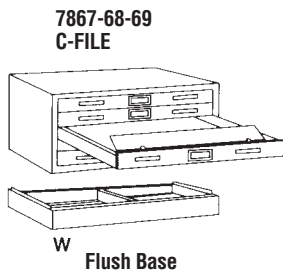
Self-contained steel C-Files® have integral cap and can be bolted together for stacking. Drawers have front metal plan depressor and rear hood to keep documents flat and orderly. High base designed to support one file. Drawer pulls are chrome. Files stack five high on flush base. One high on high base.

File physical paper capacity: 1000 sheets vellum per file.
100 sheets vellum per drawer in a 10 drawer file.
200 sheets vellum per drawer in a 5 drawer file.

File weight capacity: 20 lbs. (9.1 kg) per drawer in a 10 drawer file evenly distributed.
40 lbs. (18.2 kg) per drawer in a 5 drawer file evenly distributed.

Model No.

Mayline Self-Contained Steel C-Files®



| For 24" x 36" Sheets | | Overall Unit Sizes | | | Inside Drawer Sizes | | | Wt. | List Price |
|----------------------|------------------------------|--------------------|---------|---------|---------------------|------|---------|------|------------|
| | | W | H | D | W | H | D | | |
| 7867C | Five-Drawer File | 40 3/4" | 15 3/8" | 28 3/8" | 37" | 2" | 25 3/4" | 170# | \$1831 |
| 7867D | Five-Drawer w/Dust Cover | 40 3/4" | 15 3/8" | 28 3/8" | 37" | 2" | 25 3/4" | 177# | \$2033 |
| 7977C | Ten-Drawer File | 40 3/4" | 15 3/8" | 28 3/8" | 37" | 5/8" | 25 3/4" | 210# | \$3863 |
| 7977D | Ten-Drawer w/Dust Covers | 40 3/4" | 15 3/8" | 28 3/8" | 37" | 5/8" | 25 3/4" | 216# | \$4363 |
| 7877 | 20" High Base with Bookshelf | 40 3/4" | 20" | 28 3/8" | 33 3/4" | - | 14 1/2" | 52# | \$736 |
| 7867W | Flush Base | 40 3/4" | 4" | 28 3/8" | - | - | - | 14# | \$319 |
| 7890X | Sanitary Base Legs | 41" | 6" | 28 5/8" | - | - | - | 15# | \$302 |
| 7890Y | Sanitary Base Legs | 41" | 19 3/8" | 28 5/8" | - | - | - | 45# | \$648 |

| For 30" x 42" Sheets | | Overall Unit Sizes | | | Inside Drawer Sizes | | | Wt. | List Price |
|----------------------|--------------------------------|--------------------|---------|---------|---------------------|------|---------|------|------------|
| | | W | H | D | W | H | D | | |
| 7868C | Five-Drawer File | 46 3/4" | 15 3/8" | 35 3/8" | 43" | 2" | 32 3/4" | 220# | \$2127 |
| 7868D | Five-Drawer File w/Dust Covers | 46 3/4" | 15 3/8" | 35 3/8" | 43" | 2" | 32 3/4" | 229# | \$2330 |
| 7978C | Ten-Drawer File | 46 3/4" | 15 3/8" | 35 3/8" | 43" | 5/8" | 32 3/4" | 305# | \$4026 |
| 7978D | Ten-Drawer w/Dust Covers | 46 3/4" | 15 3/8" | 35 3/8" | 43" | 5/8" | 32 3/4" | 310# | \$4559 |
| 7878 | 20" High Base with Bookshelf | 46 3/4" | 20" | 35 3/8" | 44 3/4" | - | 14 1/2" | 63# | \$833 |
| 7868W | Flush Base | 46 3/4" | 4" | 35 3/8" | - | - | - | 16# | \$354 |
| 7890X | Sanitary Base Legs | 47" | 6" | 35 5/8" | - | - | - | 15# | \$302 |
| 7890Y | Sanitary Base Legs | 47" | 19 3/8" | 35 5/8" | - | - | - | 45# | \$648 |

| For 36" x 48" Sheets | | Overall Unit Sizes | | | Inside Drawer Sizes | | | Wt. | List Price |
|----------------------|--------------------------------|--------------------|---------|---------|---------------------|------|---------|------|------------|
| | | W | H | D | W | H | D | | |
| 7869C | Five-Drawer File | 53 3/4" | 15 3/8" | 41 3/8" | 50" | 2" | 38 3/4" | 275# | \$2537 |
| 7869D | Five-Drawer File w/Dust Covers | 53 3/4" | 15 3/8" | 41 3/8" | 50" | 2" | 38 3/4" | 279# | \$2742 |
| 7979C | Ten-Drawer File | 53 3/4" | 15 3/8" | 41 3/8" | 50" | 5/8" | 38 3/4" | 365# | \$4790 |
| 7979D | Ten-Drawer w/Dust Covers | 53 3/4" | 15 3/8" | 41 3/8" | 50" | 5/8" | 38 3/4" | 350# | \$5445 |
| 7879 | 20" High Base with Bookshelf | 53 3/4" | 20" | 41 3/8" | 51 3/4" | - | 14 1/2" | 70# | \$918 |
| 7869W | Flush Base | 53 3/4" | 4" | 41 3/8" | - | - | - | 18# | \$427 |
| 7890X | Sanitary Base Legs | 54" | 6" | 41 5/8" | - | - | - | 15# | \$302 |
| 7890Y | Sanitary Base Legs | 54" | 19 3/8" | 41 5/8" | - | - | - | 45# | \$648 |

HAMILTON UNIT SYSTEM™ FILES SPECIFICATIONS

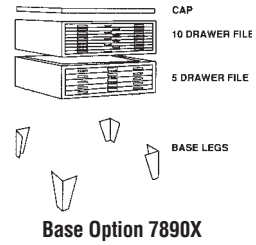
Interlocking steel plan files are designed for ease of stacking. Capacity of drawers may be increased by using Model No. 7965 and 7966 magnetic drawer dividers to arrange drawers for 1/2-, 1/4-, and 1/8-size drawing. Capacity - 1000 sheets vellum per file. Drawers have front metal plan depressor and rear hood to keep documents flat and orderly. Dust covers optional. 10-drawer files have patented tracing lifter for ease of retrieval. Able to stack three high.

File physical paper capacity: 1000 sheets vellum per file.
 100 sheets vellum per drawer in a 10 drawer file.
 200 sheets vellum per drawer in a 5 drawer file.

File weight capacity: 20 lbs. (9.1 kg) per drawer in a 10 drawer file evenly distributed.
 40 lbs. (18.2 kg) per drawer in a 5 drawer file evenly distributed.

Model No.

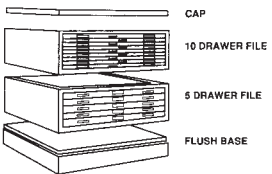
Hamilton Unit System Files



| For 24" x 36" Sheets | | Overall Unit Sizes | | | Inside Drawer Sizes | | | Wt. | List Price |
|----------------------|------------------------|--------------------|---------|---------|---------------------|------|-----|------|------------|
| | | W | H | D | W | H | D | | |
| 1J1 | Flat Cap | 43 5/16" | 3/4" | 33 1/4" | - | - | - | 33# | \$422 |
| 1J15 | Five-Drawer File | 43 5/16" | 15 3/8" | 32 1/2" | 39 1/2" | 2" | 29" | 188# | \$2449 |
| 1J15D | 5-Drawer w/Dust Covers | 43 5/16" | 15 3/8" | 32 1/2" | 39 1/2" | 2" | 29" | 195# | \$2712 |
| 1J117 | Flush Base | 43 5/16" | 4" | 32 1/2" | - | - | - | 14# | \$398 |
| 1J100 | Ten-Drawer File | 43 5/16" | 15 3/8" | 32 1/2" | 37 1/2" | 3/4" | 29" | 421# | \$7357 |
| 7890X | Base Legs (set of 4) | - | 6" | - | | | | 15# | \$302 |
| 7890Y | Base Legs (set of 4) | - | 19 3/8" | - | | | | 45# | \$648 |

| For 30" x 42" Sheets | | Overall Unit Sizes | | | Inside Drawer Sizes | | | Wt. | List Price |
|----------------------|------------------------|--------------------|---------|---------|---------------------|------|-----|------|------------|
| | | W | H | D | W | H | D | | |
| 2J1 | Flat Cap | 49 5/16" | 3/4" | 39 1/4" | - | - | - | 44# | \$528 |
| 2J15 | Five-Drawer File | 49 5/16" | 15 3/8" | 38 1/2" | 45 1/2" | 2" | 35" | 233# | \$2900 |
| 2J15D | 5-Drawer w/Dust Covers | 49 5/16" | 15 3/8" | 38 1/2" | 45 1/2" | 2" | 35" | 242# | \$3173 |
| 2J117 | Flush Base | 49 5/16" | 4" | 38 1/2" | - | - | - | 16# | \$504 |
| 2J100 | Ten-Drawer File | 49 5/16" | 15 3/8" | 38 1/2" | 43 1/2" | 3/4" | 35" | 492# | \$8767 |
| 7890X | Base Legs (set of 4) | - | 6" | - | | | | 15# | \$302 |
| 7890Y | Base Legs (set of 4) | - | 19 3/8" | - | | | | 45# | \$648 |

| For 36" x 48" Sheets | | Overall Unit Sizes | | | Inside Drawer Sizes | | | Wt. | List Price |
|----------------------|------------------------|--------------------|---------|---------|---------------------|------|-----|------|------------|
| | | W | H | D | W | H | D | | |
| 3J1 | Flat Cap | 55 5/16" | 3/4" | 45 1/4" | - | - | - | 51# | \$648 |
| 3J15 | Five-Drawer File | 55 5/16" | 15 3/8" | 44 1/2" | 51 1/2" | 2" | 41" | 293# | \$3329 |
| 3J15D | 5-Drawer w/Dust Covers | 55 5/16" | 15 3/8" | 44 1/2" | 51 1/2" | 2" | 41" | 304# | \$3602 |
| 3J117 | Flush Base | 55 5/16" | 4" | 44 1/2" | - | - | - | 18# | \$604 |
| 3J100 | Ten-Drawer File | 55 5/16" | 15 3/8" | 44 1/2" | 49 1/2" | 3/4" | 41" | 635# | \$10115 |
| 7890X | Base Legs (set of 4) | - | 6" | - | | | | 15# | \$302 |
| 7890Y | Base Legs (set of 4) | - | 19 3/8" | - | | | | 45# | \$648 |



| For 42" x 72" Sheets | | Overall Unit Sizes | | | Inside Drawer Sizes | | | Wt. | List Price |
|----------------------|------------------------|--------------------|---------|---------|---------------------|--------|-----|------|------------|
| | | W | H | D | W | H | D | | |
| 4J1 | Flat Cap | 79 5/16" | 3/4" | 51 1/4" | - | - | - | 103# | \$1812 |
| 4J15D | 5-Drawer w/Dust Covers | 79 5/16" | 15 3/8" | 50 1/2" | 75 1/2" | 1 1/2" | 47" | 525# | \$10085 |
| 4J17 | Flush Base | 79 5/16" | 4" | 50 1/2" | - | - | - | 92# | \$1561 |

(Use Flush Base only.)

MAYLINE INTERLOCKING STEEL PLAN FILES

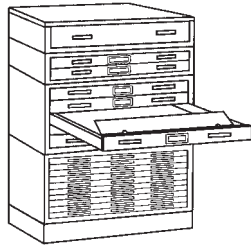
Available as five or ten-drawer stackable, interlocking units. Available with either front plan depressor or coated fabric dust covers. Stores up to 1,000 sheets. Able to stack three files on flush base.

File physical paper capacity: 1000 sheets vellum per file.
100 sheets vellum per drawer in a 10 drawer file.
200 sheets vellum per drawer in a 5 drawer file.

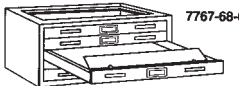
File weight capacity: 20 lbs. (9.1 kg) per drawer in a 10 drawer file evenly distributed.
40 lbs. (18.2 kg) per drawer in a 5 drawer file evenly distributed.



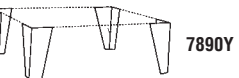
| For 24" x 36" Sheets | | Overall Unit Sizes | | | Inside Drawer Sizes | | | Wt. | List Price |
|----------------------|-----------------------------|--------------------|---------|---------|---------------------|--------|---------|------|------------|
| | | W | H | D | W | H | D | | |
| 7767U | Steel Cap | 40 3/4" | 3/4" | 29 1/4" | - | - | - | 25# | \$512 |
| 7767 | Five Drawer File | 40 3/4" | 15 3/8" | 28 3/8" | 37" | 2" | 25 3/4" | 171# | \$2215 |
| 7767D | 5-Drawer w/Dust Covers | 40 3/4" | 15 3/8" | 28 3/8" | 37" | 2" | 25 3/4" | 178# | \$2477 |
| 7967 | 10-Drawer File | 40 3/4" | 15 3/8" | 28 3/8" | 37" | 5/8" | 26" | 228# | \$4254 |
| 7967D | 10-Drawer File, Dust Covers | 40 3/4" | 15 3/8" | 28 3/8" | 37" | 5/8" | 26" | 230# | \$4806 |
| 7767W | Flush Base | 40 3/4" | 4" | - | - | - | - | 14# | \$353 |
| 77671 | Deep-Drawer File | 40 3/4" | 7 3/16" | 28 3/8" | 37" | 4 3/4" | 26" | 65# | \$1406 |
| 7764 | Two-Drawer File | 40 3/4" | 7 3/16" | 28 3/8" | 37" | 2" | 25 3/4" | 78# | \$1371 |
| 7890X | Sanitary Base Legs | 41" | 6" | 28 5/8" | - | - | - | 15# | \$302 |
| 7890Y | Sanitary Base Legs | 41" | 19 3/8" | 28 5/8" | - | - | - | 45# | \$648 |



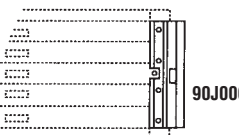
| For 30" x 42" Sheets | | Overall Unit Sizes | | | Inside Drawer Sizes | | | Wt. | List Price |
|----------------------|-----------------------------|--------------------|---------|---------|---------------------|------|---------|------|------------|
| | | W | H | D | W | H | D | | |
| 7768U | Steel Cap | 46 3/4" | 3/4" | 36 1/4" | - | - | - | 30# | \$619 |
| 7768 | Five-Drawer File | 46 3/4" | 15 3/8" | 35 3/8" | 43" | 2" | 32 3/4" | 211# | \$2539 |
| 7768D | 5-Drawer w/Dust Covers | 46 3/4" | 15 3/8" | 35 3/8" | 43" | 2" | 32 3/4" | 220# | \$2808 |
| 7968 | 10-Drawer File | 46 3/4" | 15 3/8" | 35 3/8" | 43" | 5/8" | 33" | 298# | \$4816 |
| 7968D | 10-Drawer File, Dust Covers | 46 3/4" | 15 3/8" | 35 3/8" | 43" | 5/8" | 33" | 300# | \$5455 |
| 7768W | Flush Base | 46 3/4" | 4" | 35 3/8" | - | - | - | 16# | \$389 |
| 7890X | Sanitary Base Legs | 47" | 6" | 35 5/8" | - | - | - | 15# | \$302 |
| 7890Y | Sanitary Base Legs | 47" | 19 3/8" | 35 5/8" | - | - | - | 45# | \$648 |



| For 36" x 48" Sheets | | Overall Unit Sizes | | | Inside Drawer Sizes | | | Wt. | List Price |
|----------------------|-----------------------------|--------------------|---------|---------|---------------------|------|---------|------|------------|
| | | W | H | D | W | H | D | | |
| 7769U | Steel Cap | 53 3/4" | 3/4" | 42 1/2" | - | - | - | 45# | \$799 |
| 7769 | Five-Drawer File | 53 3/4" | 15 3/8" | 41 3/8" | 50" | 2" | 38 3/4" | 257# | \$3069 |
| 7769D | 5-Drawer w/Dust Covers | 53 3/4" | 15 3/8" | 41 3/8" | 50" | 2" | 38 3/4" | 267# | \$3331 |
| 7969 | 10-Drawer File | 53 3/4" | 15 3/8" | 41 3/8" | 50" | 5/8" | 39" | 365# | \$5792 |
| 7969D | 10-Drawer File, Dust Covers | 53 3/4" | 15 3/8" | 41 3/8" | 50" | 5/8" | 39" | 375# | \$6587 |
| 7769W | Flush Base | 53 3/4" | 4" | 41 3/8" | - | - | - | 18# | \$471 |
| 7890X | Sanitary Base Legs | 54" | 6" | 41 5/8" | - | - | - | 15# | \$302 |
| 7890Y | Sanitary Base Legs | 54" | 19 3/8" | 41 5/8" | - | - | - | 45# | \$648 |

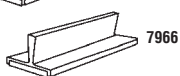


| File Lock Description | Wt. | List Price |
|--|-----|------------|
| 90J006 Locking Device, steel latch fits all 5- and 10- drawer steel files | 2# | \$102 |



Partitions for Metal Plan Files (Black only)

| | | | |
|--|------------|----|------|
| 7965 Plastic, magnetic divider for all steel 5-drawer files 6" x 1 5/8"W x 1 5/8" H | 6 per pack | 1# | \$60 |
| 7966 Plastic, magnetic divider for all steel 10-drawer files 6"L x 1 5/8"W x 3/4"H | 6 per pack | 1# | \$41 |



HAMILTON REGULAR SERIES PLAN FILES SPECIFICATIONS (NOTE: Not on GSA)

Interlocking steel plan files are designed for ease of stacking. Drawers have front plan depressor and rear hood to keep documents flat and orderly. Drawers with dust covers are optional. May be integrated with Mayline files. Able to be stacked three high.

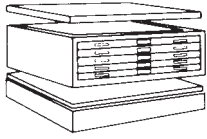
File physical paper capacity: 1000 sheets vellum per file.
100 sheets vellum per drawer in a 10 drawer file.
200 sheets vellum per drawer in a 5 drawer file.

File weight capacity: 20 lbs. (9.1 kg) per drawer in a 10 drawer file evenly distributed.
40 lbs. (18.2 kg) per drawer in a 5 drawer file evenly distributed.

Model No.

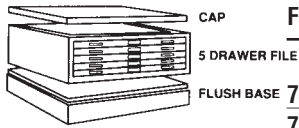
For 24" x 36" Sheets

| | | Overall Unit Sizes | | | Inside Drawer Sizes | | | Wt. | List Price |
|--------------|---------------------------|--------------------|---------|---------|---------------------|----|---------|------|------------|
| | | W | H | D | W | H | D | | |
| 5J1 | Flat Cap | 40 3/4" | 3 1/4" | 29 1/4" | - | - | - | 25# | \$512 |
| 5J15 | Five-Drawer File | 40 3/4" | 15 3/8" | 28 3/8" | 37" | 2" | 25 3/4" | 171# | \$2288 |
| 5J15D | Five-Drawer w/Dust Covers | 40 3/4" | 15 3/8" | 28 3/8" | 37" | 2" | 25 3/4" | 178# | \$2545 |
| 5J117 | Flush Base | 40 3/4" | 4" | 28 3/8" | - | - | - | 14# | \$353 |



For 30" x 42" Sheets

| | | Overall Unit Sizes | | | Inside Drawer Sizes | | | Wt. | List Price |
|--------------|---------------------------|--------------------|---------|---------|---------------------|----|---------|------|------------|
| | | W | H | D | W | H | D | | |
| 6J1 | Flat Cap | 46 3/4" | 3 1/4" | 36 1/4" | - | - | - | 30# | \$619 |
| 6J15 | Five-Drawer File | 46 3/4" | 15 3/8" | 35 3/8" | 43" | 2" | 32 3/4" | 211# | \$2620 |
| 6J15D | Five-Drawer w/Dust Covers | 46 3/4" | 15 3/8" | 35 3/8" | 43" | 2" | 32 3/4" | 220# | \$2890 |
| 6J117 | Flush Base | 46 3/4" | 4" | 35 3/8" | - | - | - | 16# | \$389 |



For 36" x 48" Sheets

| | | Overall Unit Sizes | | | Inside Drawer Sizes | | | Wt. | List Price |
|--------------|---------------------------|--------------------|---------|---------|---------------------|----|---------|------|------------|
| | | W | H | D | W | H | D | | |
| 7J1 | Flat Cap | 53 3/4" | 3 1/4" | 42 1/4" | - | - | - | 45# | \$799 |
| 7J15 | Five-Drawer File | 53 3/4" | 15 3/8" | 41 3/8" | 50" | 2" | 38 3/4" | 257# | \$3142 |
| 7J15D | Five-Drawer w/Dust Covers | 53 3/4" | 15 3/8" | 41 3/8" | 50" | 2" | 38 3/4" | 268# | \$3412 |
| 7J117 | Flush Base | 53 3/4" | 4" | 41 3/8" | - | - | - | 18# | \$471 |
| 7890X | Base Legs (set of 4) | - | 6" | - | - | - | - | 15# | \$302 |
| 7890Y | Base Legs (set of 4) | - | 19 3/8" | - | - | - | - | 45# | \$648 |

MUSEUM FILES SPECIFICATIONS



Self-contained Museum Files have integral cap and can be bolted together for stacking. Drawers have front metal plan depressor and rear hood to keep documents flat and orderly. Has fully enclosed drawer cabinet bottom. Drawer suspension uses greaseless nylon rimmed ball bearings to eliminate metal to metal contact and abrasion. Paint finish specially formulated to prevent outgassing. Optional high base supports one file. Able to stack three files on flush base.

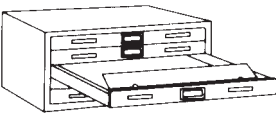
File physical paper capacity: 1000 sheets vellum per file.
100 sheets vellum per drawer in a 10 drawer file.
200 sheets vellum per drawer in a 5 drawer file.

File weight capacity: 20 lbs. (9.1 kg) per drawer in a 10 drawer file evenly distributed.
40 lbs. (18.2 kg) per drawer in a 5 drawer file evenly distributed.

Model No.

For 24" x 36" Sheets

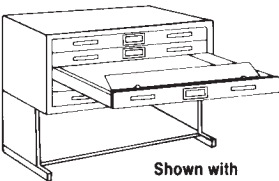
| | | Overall Unit Sizes | | | Inside Drawer Sizes | | | Wt. | List Price |
|--------------|----------------------------|--------------------|---------|---------|---------------------|------|---------|------|------------|
| | | W | H | D | W | H | D | | |
| 7667 | Five-Drawer File | 40 3/4" | 15 3/8" | 28 3/8" | 37" | 2" | 25 3/4" | 175# | \$2610 |
| 7677 | Ten-Drawer File | 40 3/4" | 15 3/8" | 28 3/8" | 37" | 5/8" | 25 3/4" | 345# | \$5216 |
| 7767W | Flush Base for 7667 & 7677 | 40 3/4" | 4" | 28 3/8" | - | - | - | 14# | \$353 |
| 7877 | 20" High Base | 40 3/4" | 20" | 28 3/8" | - | - | - | 52# | \$736 |



W
Shown with Flush Base

For 30" x 42" Sheets

| | | Overall Unit Sizes | | | Inside Drawer Sizes | | | Wt. | List Price |
|--------------|----------------------------|--------------------|---------|---------|---------------------|------|---------|------|------------|
| | | W | H | D | W | H | D | | |
| 7668 | Five-Drawer File | 46 3/4" | 15 3/8" | 35 3/8" | 43" | 2" | 32 3/4" | 225# | \$3009 |
| 7678 | Ten-Drawer File | 46 3/4" | 15 3/8" | 35 3/8" | 43" | 5/8" | 32 3/4" | 445# | \$5449 |
| 7768W | Flush Base for 7668 & 7678 | 46 3/4" | 4" | 35 3/8" | - | - | - | 16# | \$389 |
| 7878 | 20" High Base | 46 3/4" | 20" | 35 3/8" | - | - | - | 63# | \$833 |



Shown with High Base

For 36" x 48" Sheets

| | | Overall Unit Sizes | | | Inside Drawer Sizes | | | Wt. | List Price |
|--------------|----------------------------|--------------------|---------|---------|---------------------|------|---------|------|------------|
| | | W | H | D | W | H | D | | |
| 7669 | Five-Drawer File | 53 3/4" | 15 3/8" | 41 3/8" | 50" | 2" | 38 3/4" | 280# | \$3568 |
| 7679 | Ten-Drawer File | 53 3/4" | 15 3/8" | 41 3/8" | 50" | 5/8" | 38 3/4" | 550# | \$6470 |
| 7769W | Flush Base for 7669 & 7679 | 53 3/4" | 4" | 41 3/8" | - | - | - | 18# | \$471 |
| 7879 | 20" High Base | 53 3/4" | 20" | 41 3/8" | - | - | - | 70# | \$918 |

PLAN FILES, HORIZONTAL

WOOD PLAN FILES (NOTE: Not on GSA)

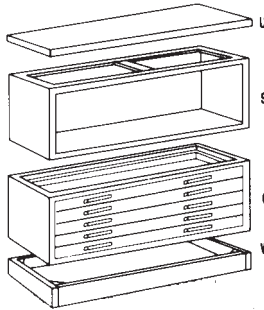
- Drawer fronts and case sides are finished in oak.
- Drawer bottoms are hardboard.
- Antique brass drawer pulls.
- Bases are shipped unassembled.

File physical paper capacity: 1000 sheets vellum per file.
100 sheets vellum per drawer in a 10 drawer file.
200 sheets vellum per drawer in a 5 drawer file.

File weight capacity: 20 lbs. (9.1 kg) per drawer in a 10 drawer file evenly distributed.
40 lbs. (18.2 kg) per drawer in a 5 drawer file evenly distributed.

Model No.

Wood Plan Files



| | For 24" x 36" Sheets | Overall Unit Sizes | | | Inside Dimensions | | | Wt. | List Price |
|--------------|----------------------|--------------------|---------|---------|-------------------|-------|-----|------|------------|
| | | W | H | D | W | H | D | | |
| 7717U | Cap | 40 13/16" | 3/4" | 27 3/4" | - | - | - | 30# | \$608 |
| 7717C | Five-Drawer File | 40 11/16" | 13 7/8" | 27 3/8" | 37 5/8" | 17/8" | 25" | 112# | \$2235 |
| 7717W | Flush Base | 40 11/16" | 4" | 25 3/8" | - | - | - | 15# | \$583 |

Finishes: Standard - Naturalist, Golden Oak, Unfinished
*Both sides of shelf unit.

| | For 30" x 42" Sheets | Overall Unit Sizes | | | Inside Dimensions | | | Wt. | List Price |
|--------------|----------------------|--------------------|---------|---------|-------------------|--------|-----|------|------------|
| | | W | H | D | W | H | D | | |
| 7718U | Cap | 45 5/8" | 3/4" | 34 3/4" | - | - | - | 36# | \$787 |
| 7718C | Five-Drawer File | 45 1/2" | 13 7/8" | 34 3/8" | 42 3/8" | 1 7/8" | 32" | 140# | \$2410 |
| 7718W | Flush Base | 45 1/2" | 4" | 32 3/8" | - | - | - | 18# | \$647 |

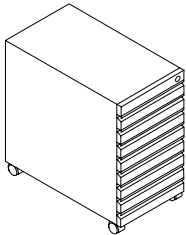
Finishes: Standard - Naturalist, Golden Oak, Unfinished
*Both sides of shelf unit.

| | For 36" x 48" Sheets | Overall Unit Sizes | | | Inside Dimensions | | | Wt. | List Price |
|--------------|----------------------|--------------------|---------|---------|-------------------|-------|-----|------|------------|
| | | W | H | D | W | H | D | | |
| 7719U | Cap | 53 7/16" | 3/4" | 40 3/4" | - | - | - | 52# | \$966 |
| 7719C | Five-Drawer File | 53 5/16" | 13 7/8" | 40 3/8" | 50 3/16" | 15/8" | 38" | 172# | \$3187 |
| 7719W | Flush Base | 53 5/16" | 4" | 38 3/8" | - | - | - | 22# | \$753 |

Finishes: Standard - Naturalist, Golden Oak, Unfinished
*Both sides of shelf unit.

MOBILE B-SIZE DRAWER FILE (NOTE: Not on GSA)

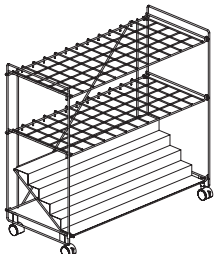
Eight-drawer steel file stores up to 2,500 sheets. All-steel construction. Four casters: 2 locking, 2 non-locking. Gang lock.
Standard Finishes: Sand Beige, White, Black, Gray



Mobile B-Size Plan File

| Model No. | Overall Unit Sizes | | | Inside Dimensions | | | Wt. | List Price |
|--------------|--------------------|---------|---------|-------------------|--------|---------|------|------------|
| | W | H | D | W | H | D | | |
| 9P810 | 15 1/4" | 27 1/8" | 27 3/4" | 12 3/4" | 1 3/4" | 23 1/2" | 109# | \$1433 |

ROLL FILE CARTS



- Two sizes.
- 2" poly dual wheel non-scarring casters.
- Insert included to accommodate various size rolled documents.
- Wire construction.
- Easy, no tools required assembly.
- Black finish only.

| Model No. | Description | Length | Height | Depth | Wt. | List Price |
|---------------|----------------------|--------|--------|-------|-----|------------|
| ❖ RF36 | 36 - 3 1/2" Openings | 34" | 32" | 15" | 28# | \$248 |
| ❖ RF60 | 60 - 2 1/2" Openings | 34" | 32" | 15" | 28# | \$260 |

❖ Indicates Kwik-Ship models.