



FEBRUARY 2018

EDUCATIONAL FURNITURE PRICE LIST - USA

THINK SMART

THE LEARNING ENVIRONMENT SOLUTION

LACASSE

NICER FOR THE ENVIRONMENT

It's our corporate responsibility to contribute to the preservation of natural resources and to ensure that our operations have the least possible impact on the environment. We choose suppliers who support our efforts to reduce deforestation. The majority of our products are manufactured from particleboard, made from 100% post-industrial recycled materials. We recover the cuttings from all our activities and even sawdust for power cogeneration. What's more, we sort and recycle plastic, steel and aluminum.

Our Saint-Pie, QC facilities are certified ISO 9001 and ISO 14 001.

We're proud to say that all Lacasse products are GREENGUARD® Gold certified. Which means that North Americans can be sure that these products will not affect the air quality of their working environments. And other groups, like architects, designers and specifiers who use Lacasse products can benefit from their GREENGUARD® certification to earn points towards meeting LEED® standards.

For more information on Groupe Lacasse sustainable development practices, visit www.grounelacasse.com.

ENVIRONMENTAL TOOLS

A variety of informative tools which detail how Groupe Lacasse products help support green initiatives are available. All documents are routinely updated and placed on the Groupe Lacasse website in the **Environment** section. Please check this page regularly for the most up-to-date documents.

Available documents: the corporate **Sustainability Policy**, how our products support **LEED Credits** (these documents include information on the percentage of recycled material in each product) and a listing of Groupe Lacasse products that are **GREENGUARD Certified**.

GREENGUARD CERTIFICATES

The GREENGUARD certificates can be uploaded from www.grounelacasse.com by clicking on the **Documents** tab of the certified collections/product pages.

FURTHER INFORMATION

For more information on environmental and sustainable procedures in the manufacturing of our products, contact Communications@grounelacasse.com.



Think Smart has achieved GREENGUARD GOLD Certification.

GREENGUARD Certified products are certified to GREENGUARD standards for low chemical emissions into indoor air during product usage. For more information, visit ul.com/gg.



The management system of Groupe Lacasse Inc. has been assessed and certified as meeting the requirements of the FSC Chain of Custody®. For more information about FSC Certification®, please visit www.fsc.org.



The majority of Groupe Lacasse products are certified level® 1, BIFMA's sustainability certification program. Please refer to the **Environment** section on www.grounelacasse.com for the list of certified products.


TABLE OF CONTENTS

ENVIRONMENTAL INITIATIVES	2	WALL-MOUNTED SYSTEM	17
GENERAL SPECIFICATIONS	3	SHELVINGS	19
THINK SMART EDUCATIONAL FURNITURE	6	CIRCULATION DESKS	20
DESKS	6	BENCHES	23
CARRELS	9	LOCKERS	23
TABLES	11	ACCESSORIES	23
COMPLEMENTARY FURNITURE	13	ELECTRIFICATION	24
STORAGE UNITS	14	TECHNICAL PERFORMANCES	25
MODULAR CABINERY	16	TERMS & CONDITIONS OF SALE	26

THINK SMART

EDUCATIONAL FURNITURE

EDGE BANDING




N EDGE

Furniture with 1" and 1½" (25 and 38 mm) thick tops.

Smooth, ⅛" (3 mm) thick edge.


The **N** edge is **matched with the finish specified for the surface.**

DOOR INSERTS



T – TRANSLUCENT

HANDLES



L – LINEAR



Q – SQUARE



V – ROUND

Exceptions: L handle is not compatible on furniture with aluminum framed translucent doors or on the metal doors of laptop carts.

LEGS



Q – SQUARE



V – ROUND

ACCENT COLORS



S – SILVER



A – ANTHRACITE GREY

The accent color applies to non-laminate components such as bases, handles, grommets, ventilation grids, laptop cart metal doors and wall cabinet hardware.

Exceptions: Power units, translucent doors and aluminum legs on benches are available in Silver anodized aluminum only.

Steel shelves are available painted Anthracite grey only.

CODIFICATION

SERIES	OPTIONS			
	THICKNESS	HANDLES	ACCENT COLORS	LEGS
E	1 Thermofused laminate 1"	N N/A	N N/A	Q Square
	2 High-pressure laminate 1"	L Linear	A Anthracite grey	V Round
	5 Thermofused laminate 1½"	Q Square	S Silver	
	6 High-pressure laminate 1½"	V Round		

GENERAL SPECIFICATIONS

WITH GROUPE LACASSE DESIGN AND MANUFACTURING CAPABILITIES, THERE IS VERY LITTLE THAT WE CANNOT DO WITH THERMOFUSED LAMINATES – AND WE BELIEVE THAT WE CAN QUOTE AND WIN MOST ARCHITECT AND DESIGNER SPECIFIC PROJECTS.

ALL STANDARD PRODUCTS MEET OR EXCEED ANSI/BIFMA REQUIREMENTS.

SURFACES

Work surfaces and tops are made of 1" (25 mm) or 1½" (38 mm) thick mar-resistant high-performance laminate (45 lbs/ft³) laminated on both faces, also called TFL.

High-pressure laminate work surfaces are available, also called HPL, for certain units, adding ⅛" (1,6 mm) to the overall thickness of the work surface.

Side panels are 1" (25 mm) thick.

EDGE BANDING

Work surfaces are finished with a ⅜" (3 mm) ABS smooth edgebanding.

CONSTRUCTION

In a majority of cases, products are assembled with metal-to-metal hardware to facilitate the replacement of parts in case of damage.

DRAWERS AND DOORS

All drawers built for trouble-free performance.

- Black full extension ball bearing suspensions.
- 100 lbs (45 kg) load capacity for box and file drawers.
- 150 lbs (68 kg) load capacity for lateral file drawers.
- Five sided drawer construction including bottom in ⅛" (11 mm) black particleboard. Reinforced rod on 36" (914 mm) wide drawers.
- PVC top rails for lateral file folders.
- Standard interlock system where required.
- 135° hinges on doors.
- 270° hinges are available upon request (contact Groupe Lacasse Quotations Department).

LOCKS

Cam lock is available on drawers and doors and will match the specified accent color; Black or Silver. Key-alike option is available upon request (contact Groupe Lacasse Customer Service).

LEVELERS

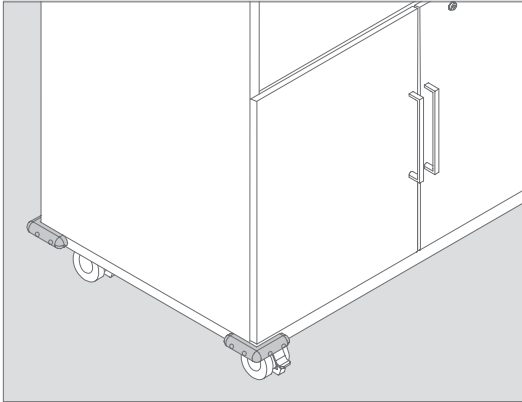
Levelers allow up to 1/4" (32 mm) height adjustment unless otherwise specified.

CASTERS

Mobile units have 3" (75 mm) diameter heavy-duty casters made of non-marking synthetic rubber. Load capacity of 176 lbs (80 kg) per caster.

PROTECTIVE RUBBER BUMPER

Grey rubber bumpers are available for mobile units. Bumpers are sold separately; please refer to the Accessories section, p. 23.



SHELVES

- 1" (25 mm) thick thermofused laminate shelves have a hidden anti-tip device when there is no door in front of them.
- Metal shelves are made of 18 gauge steel with a load capacity of 150 lbs (68 kg).

HANDLES

Three choices of handles available in Silver or Anthracite grey finish: Linear (L) thermoplastic polymer handle, Square (Q) or Round (V) metal pulls.

The LGC-PULL17 handle for mobile units only is sold separately; please refer to p. 16.

LEGS

Two choices of legs available in Silver or Anthracite grey finish: Square (Q) or Round (V) metal legs.

BENCH CUSHIONS

2" (51 mm) thick foam cushion installs on bench with Velcro (included). Cushions comply with Cal. 117 requirements.

TECHNOLOGY INTEGRATION

- Matching Anthracite grey or Silver grommets included on most furniture units.
- Certain teachers' desks include CPU storage units and ventilation grids to accommodate a variety of electronic devices.
- Wire management raceways included on computer carrels, laptop and CPU tables.
- For optional electrical/communication modules; please refer to Accessories section, p. 23.

DIMENSIONS

Metric dimensions are exact; imperial dimensions are nominal (unless otherwise specified).

OTHER FINISHES (SPECIAL)

Other finishes (i.e., non standard) may be ordered at an upcharge. Minimum quantity may be required. Please check with our Quotations Department. Delivery may vary depending on the choice of finish or type of material.

MODULAR CABINETRY

All modular cabinetry must be attached to a wall to ensure stability and security.

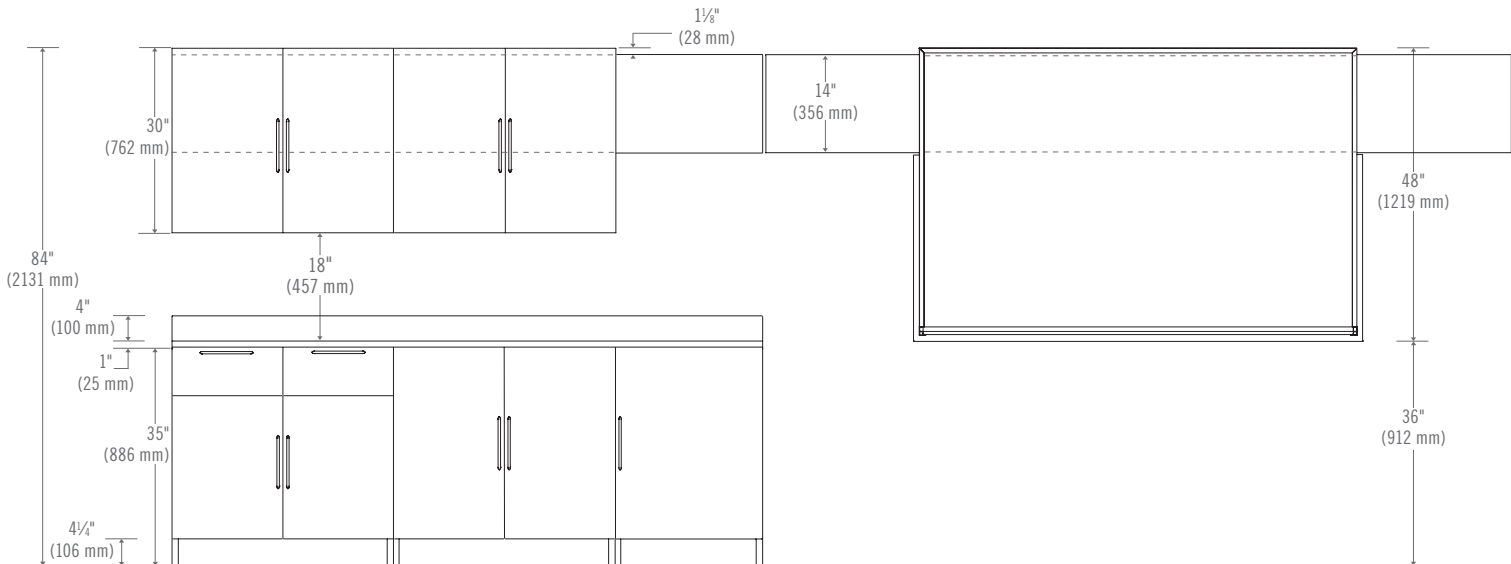
WALL-MOUNTED LAMINATE HANGING SYSTEM

The wall-mounted laminate panel should be installed by a professional. Appropriate hardware must be used to ensure a good and secure installation of the laminate panel to the wall. Panel mount hardware is not included and may vary depending on wall type. The laminate panel should be equal or longer than the length of all of the hanging component(s); i.e., white board, cabinet, etc.

CABINETS AND ACCESSORIES FOR WALL-MOUNTED HANGING SYSTEM

Hanging components such as white boards, cabinets, bookcases must be securely attached to the wall-mounted laminate panel with the supplied mounting hardware.

THE SYSTEM IS VERY FLEXIBLE AND ALLOWS MANY CONFIGURATIONS, PLANS BELOW ILLUSTRATE THE RECOMMENDED POSITION OF THE STORAGE UNITS.



POWER BAR (LGC-POWERBAR)

To be used with laptop carts; installs on the back portion of the cart. Maximum input current; 15 AMP, 10 outlets. Surge and overload protection.

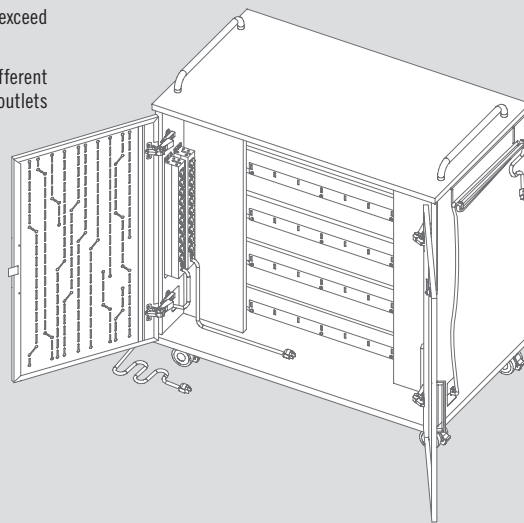
A separate wall circuit is recommended for each surge and overload-protected 10-outlet electrical unit.

When the units are plugged into wall outlets, make sure not to exceed circuit capacity (15 to 20 AMP per circuit).

Using a timer to recharge laptops is recommended or using different wall outlets to prevent tripping breaker when all power bar outlets are in use.

UL Recognized - UL 1363
RoHS Compliancy.

Power bar is sold separately; please refer to p. 13.



ELECTRICITY

4-Trac System is compatible with laptop and CPU tables, as well as all types of carrels.

4-TRAC SYSTEM FEATURES:

- 4-wires, 2 circuits, 20 AMP each.
- 13 duplex receptacles per circuit. Maximum of 26 duplex receptacles of 15 AMP per power infeed.
- Easy to specify, install and reconfigure.
- UL listed as a Manufactured Wiring System.
- RoHS Compliancy available upon request; Cradle to Cradle.
- Will work in all locations except for Chicago. Manufactured Wiring Systems are not permitted in Chicago.
- Chicago code compliancy and many other options (8-wire system, etc.) are available upon request; contact Groupe Lacasse Quotations Department.

HOW TO SPECIFY

EXAMPLE USING A CONFIGURATION OF LAPTOP TABLES (E_N_RLP2460J)

STEP 1

Determine the number of users in function of the length of the surface and their electrical requirements (1 or 2 duplex receptacles per workstation are usually sufficient).

LGC-DUPLEXC_

STEP 2

Determine whether 1 or 2 circuits are needed, accordingly to the quantity of duplex receptacles.

STEP 3

Determine pass cable lengths in function of duplex receptacle positioning and surface lengths.

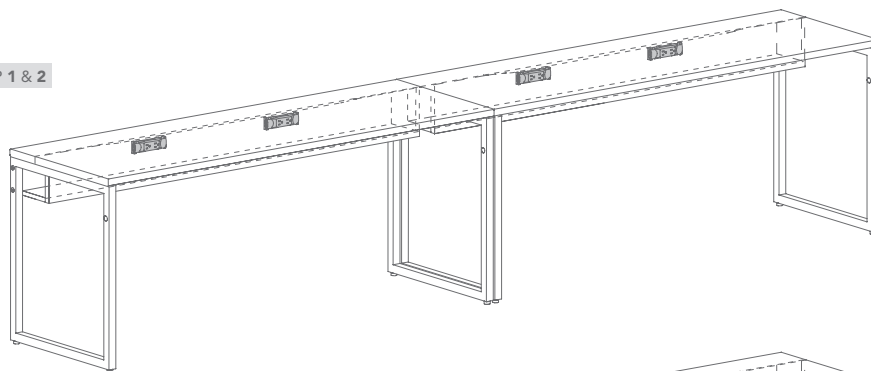
LGC-PASS__

STEP 4

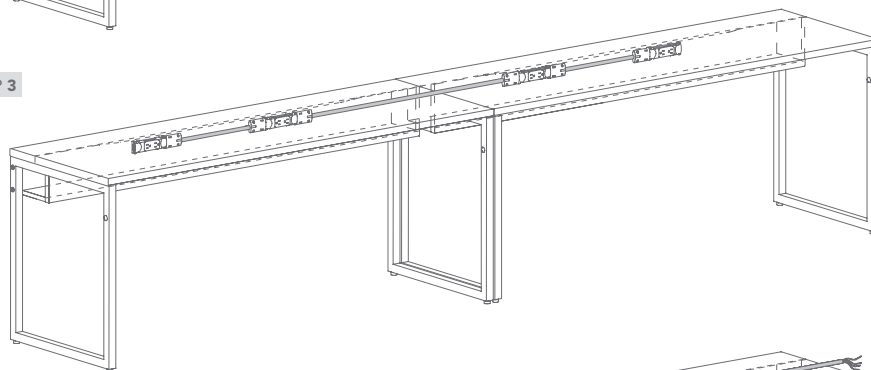
Determine electrical feed cable length, between the duplex receptacle and wall power source. The electrical installation must be made by a professional electrician.

LGC-FFEED__

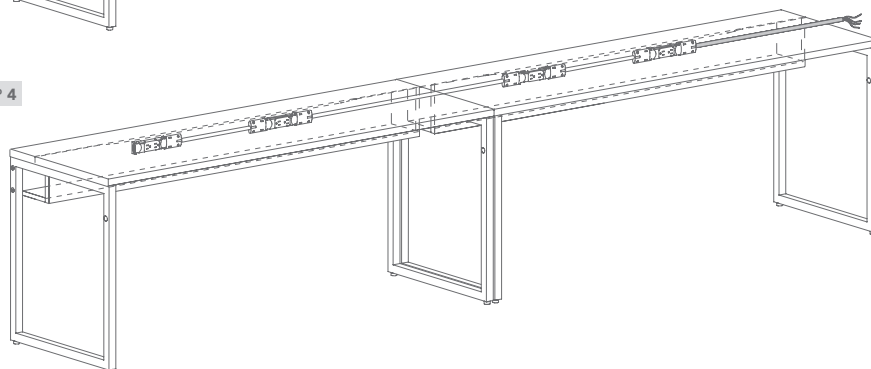
STEP 1 & 2

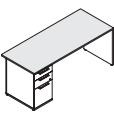


STEP 3

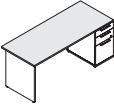


STEP 4

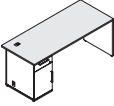


	W x D x H (*)	W x D x H (mm)	Code	All Laminate (\$)	HPL Surfaces (\$)
TEACHER'S DESKS					
Left single pedestal desks	<i>1 pedestal on left with lock. 2 box drawers and 1 file drawer with suspension bar. Lock controls all drawers. Pencil tray. Recessed half-height modesty panel.</i>				
	72 x 30 x 29	1800 x 750 x 735	E___-UF3072S	1,536	1,722
	60 x 30 x 29	1500 x 750 x 735	E___-UF3060S	1,509	1,660
	48 x 30 x 29	1200 x 750 x 735	E___-UF3048S	1,480	1,604
	Specify the surface type (1, 2). Specify the handle code (L, Q, V). Specify the accent color (A, S).				

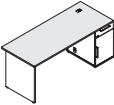
Packaged in 2 boxes.

Right single pedestal desks	<i>1 pedestal on right with lock. 2 box drawers and 1 file drawer with suspension bar. Lock controls all drawers. Pencil tray. Recessed half-height modesty panel.</i>				
	72 x 30 x 29	1800 x 750 x 735	E___-S3072UF	1,536	1,722
	60 x 30 x 29	1500 x 750 x 735	E___-S3060UF	1,509	1,660
	48 x 30 x 29	1200 x 750 x 735	E___-S3048UF	1,480	1,604
	Specify the surface type (1, 2). Specify the handle code (L, Q, V). Specify the accent color (A, S).				

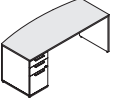
Packaged in 2 boxes.

Left single pedestal desks	<i>1 pedestal on left with lock. 1 box drawer and 1 CPU storage with door and ventilation grid. Lock controls drawer and CPU storage door. Grommet on desk surface and on sides of CPU storage. Pencil tray. Recessed half-height modesty panel. CPU storage space: 14" W x 24 1/4" D x 21 1/2" H (356 x 617 x 544 mm).</i>				
	72 x 30 x 29	1800 x 750 x 735	E___-UC3072S	1,340	1,519
	60 x 30 x 29	1500 x 750 x 735	E___-UC3060S	1,311	1,463
	48 x 30 x 29	1200 x 750 x 735	E___-UC3048S	1,283	1,402
	Specify the surface type (1, 2). Specify the handle code (L, Q, V). Specify the accent color (A, S).				

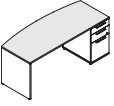
Packaged in 2 boxes.

Right single pedestal desks	<i>1 pedestal on right with lock. 1 box drawer and 1 CPU storage with door and ventilation grid. Lock controls drawer and CPU storage door. Grommet on desk surface and on sides of CPU storage. Pencil tray. Recessed half-height modesty panel. CPU storage space: 14" W x 24 1/4" D x 21 1/2" H (356 x 617 x 544 mm).</i>				
	72 x 30 x 29	1800 x 750 x 735	E___-S3072UC	1,340	1,519
	60 x 30 x 29	1500 x 750 x 735	E___-S3060UC	1,311	1,463
	48 x 30 x 29	1200 x 750 x 735	E___-S3048UC	1,283	1,402
	Specify the surface type (1, 2). Specify the handle code (L, Q, V). Specify the accent color (A, S).				

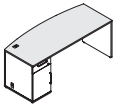
Packaged in 2 boxes.

Left single pedestal bow front desks	<i>1 pedestal on left with lock. 2 box drawers and 1 file drawer with suspension bar. Lock controls all drawers. Pencil tray. Recessed half-height modesty panel.</i>				
	72 x 30 x 29	1800 x 750 x 735	E___-UF3072SA	1,581	1,800
	60 x 30 x 29	1500 x 750 x 735	E___-UF3060SA	1,553	1,733
	48 x 30 x 29	1200 x 750 x 735	E___-UF3048SA	1,519	1,666
	Specify the surface type (1, 2). Specify the handle code (L, Q, V). Specify the accent color (A, S).				

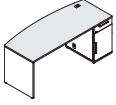
Packaged in 2 boxes.

Right single pedestal bow front desks	<i>1 pedestal on right with lock. 2 box drawers and 1 file drawer with suspension bar. Lock controls all drawers. Pencil tray. Recessed half-height modesty panel.</i>				
	72 x 30 x 29	1800 x 750 x 735	E___-S3072UFA	1,581	1,800
	60 x 30 x 29	1500 x 750 x 735	E___-S3060UFA	1,553	1,733
	48 x 30 x 29	1200 x 750 x 735	E___-S3048UFA	1,519	1,666
	Specify the surface type (1, 2). Specify the handle code (L, Q, V). Specify the accent color (A, S).				

Packaged in 2 boxes.


Left single pedestal bow front desks	<i>1 pedestal on left with lock. 1 box drawer and 1 CPU storage with door and ventilation grid. Lock controls drawer and CPU storage door. Grommet on desk surface and on sides of CPU storage. Pencil tray. Recessed half-height modesty panel. CPU storage space: 14" W x 24 1/4" D x 21 1/2" H (356 x 617 x 544 mm).</i>				
	72 x 30 x 29	1800 x 750 x 735	E___-UC3072SA	1,361	1,581
	60 x 30 x 29	1500 x 750 x 735	E___-UC3060SA	1,329	1,509
	48 x 30 x 29	1200 x 750 x 735	E___-UC3048SA	1,295	1,441
	Specify the surface type (1, 2). Specify the handle code (L, Q, V). Specify the accent color (A, S).				

Packaged in 2 boxes.


Right single pedestal bow front desks	<i>1 pedestal on right with lock. 1 box drawer and 1 CPU storage with door and ventilation grid. Lock controls drawer and CPU storage door. Grommet on desk surface and on sides of CPU storage. Pencil tray. Recessed half-height modesty panel. CPU storage space: 14" W x 24 1/4" D x 21 1/2" H (356 x 617 x 544 mm).</i>				
	72 x 30 x 29	1800 x 750 x 735	E___-S3072UCA	1,361	1,581
	60 x 30 x 29	1500 x 750 x 735	E___-S3060UCA	1,329	1,509
	48 x 30 x 29	1200 x 750 x 735	E___-S3048UCA	1,295	1,441
	Specify the surface type (1, 2). Specify the handle code (L, Q, V). Specify the accent color (A, S).				

Packaged in 2 boxes.


TEACHER'S DESKS WITH METAL PEDESTALS

Double metal pedestal bow front desks	<i>2 pedestals with lock. 2 box drawers, 1 file drawer with suspension bars. Pedestals with charcoal metal body only and laminate drawer fronts. Lock controls all drawers. Pencil tray. Recessed half-height modesty panel. 1 tone only.</i>				
	72 x 30 x 29	1800 x 750 x 735	E___-UF2M3072A	1,683	1,902
	60 x 30 x 29	1500 x 750 x 735	E___-UF2M3060A	1,660	1,840
	Specify the surface type (1, 2). Specify the handle code (L, Q, V). Specify the accent color (A, S).				

Packaged in 3 boxes.

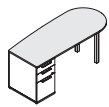
Left single metal pedestal bow front desks	<i>1 pedestal on left with lock. 2 box drawers, 1 file drawer with suspension bars. Pedestal with charcoal metal body only and laminate drawer fronts. Lock controls all drawers. Pencil tray. Recessed half-height modesty panel. 2 steel legs. 1 tone only.</i>				
	72 x 30 x 29	1800 x 750 x 735	E___-UFM3072A	1,497	1,717
	60 x 30 x 29	1500 x 750 x 735	E___-UFM3060A	1,469	1,655
	48 x 30 x 29	1200 x 750 x 735	E___-UFM3048A	1,446	1,592
	Specify the surface type (1, 2). Specify the handle code (L, Q, V). Specify the accent color (A, S).				

Specify the leg selection at the end of the product code (Q, V).
Packaged in 3 boxes.

Right single metal pedestal bow front desks	<i>1 pedestal on right with lock. 2 box drawers, 1 file drawer with suspension bars. Pedestal with charcoal metal body only and laminate drawer fronts. Lock controls all drawers. Pencil tray. Recessed half-height modesty panel. 2 steel legs. 1 tone only.</i>				
	72 x 30 x 29	1800 x 750 x 735	E___-3072UFMA	1,497	1,717
	60 x 30 x 29	1500 x 750 x 735	E___-3060UFMA	1,469	1,655
	48 x 30 x 29	1200 x 750 x 735	E___-3048UFMA	1,446	1,592
	Specify the surface type (1, 2). Specify the handle code (L, Q, V). Specify the accent color (A, S).				

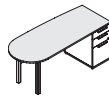
Specify the leg selection at the end of the product code (Q, V).
Packaged in 3 boxes.

D-SHAPED TEACHER'S DESKS			All Laminate (\$)	HPL Surfaces (\$)
W x D x H (")	W x D x H (mm)	Code		
Left single pedestal D-shaped desks				
<i>1 pedestal on left with lock. 2 box drawers and 1 file drawer with suspension bar. Lock controls all drawers. Pencil tray. Recessed half-height modesty panel. 2 steel legs.</i>				
72 x 30 x 29	1800 x 750 x 735	E___-UF3072D_	1,767	1,947
60 x 30 x 29	1500 x 750 x 735	E___-UF3060D_	1,744	1,896
Specify the surface type (1, 2). Specify the handle code (L, Q, V). Specify the accent color (A, S).				



Specify the leg selection at the end of the product code (Q, V).
Packaged in 3 boxes.

Right single pedestal D-shaped desks				
<i>1 pedestal on right with lock. 2 box drawers and 1 file drawer with suspension bar. Lock controls all drawers. Pencil tray. Recessed half-height modesty panel. 2 steel legs.</i>				
72 x 30 x 29	1800 x 750 x 735	E___-3072UFD_	1,767	1,947
60 x 30 x 29	1500 x 750 x 735	E___-3060UFD_	1,744	1,896
Specify the surface type (1, 2). Specify the handle code (L, Q, V). Specify the accent color (A, S).				



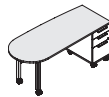
Specify the leg selection at the end of the product code (Q, V).
Packaged in 3 boxes.

Left single pedestal D-shaped mobile desks				
<i>1 pedestal on left with lock. 2 box drawers and 1 file drawer with suspension bar. Lock controls all drawers. Pencil tray. Recessed half-height modesty panel. 2 steel legs. 6 swivel casters, 4 with brakes.</i>				
72 x 30 x 29	1800 x 750 x 735	E___-MUF3072D_	1,834	2,015
60 x 30 x 29	1500 x 750 x 735	E___-MUF3060D_	1,811	1,964
Specify the surface type (1, 2). Specify the handle code (L, Q, V). Specify the accent color (A, S).				



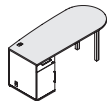
Specify the leg selection at the end of the product code (Q, V).
Packaged in 3 boxes.

Right single pedestal D-shaped mobile desks				
<i>1 pedestal on right with lock. 2 box drawers and 1 file drawer with suspension bar. Lock controls all drawers. Pencil tray. Recessed half-height modesty panel. 2 steel legs. 6 swivel casters, 4 with brakes.</i>				
72 x 30 x 29	1800 x 750 x 735	E___-M3072UFD_	1,834	2,015
60 x 30 x 29	1500 x 750 x 735	E___-M3060UFD_	1,811	1,964
Specify the surface type (1, 2). Specify the handle code (L, Q, V). Specify the accent color (A, S).				



Specify the leg selection at the end of the product code (Q, V).
Packaged in 3 boxes.

Left single pedestal D-shaped desks				
<i>1 pedestal on left with lock. 1 box drawer and 1 CPU storage with door and ventilation grid. Lock controls drawer and CPU storage door. Grommet on desk surface and on sides of CPU storage. Pencil tray. Recessed half-height modesty panel. 2 steel legs. CPU storage space: 14" W x 24 1/4" D x 21 1/2" H (356 x 617 x 544 mm).</i>				
72 x 30 x 29	1800 x 750 x 735	E___-UC3072D_	1,722	1,902
60 x 30 x 29	1500 x 750 x 735	E___-UC3060D_	1,698	1,851
Specify the surface type (1, 2). Specify the handle code (L, Q, V). Specify the accent color (A, S).				



Specify the leg selection at the end of the product code (Q, V).
Packaged in 3 boxes.

Right single pedestal D-shaped desks			All Laminate (\$)	HPL Surfaces (\$)
W x D x H (")	W x D x H (mm)	Code		
<i>1 pedestal on right with lock. 1 box drawer and 1 CPU storage with door and ventilation grid. Lock controls drawer and CPU storage door. Grommet on desk surface and on sides of CPU storage. Pencil tray. Recessed half-height modesty panel. 2 steel legs. CPU storage space: 14" W x 24 1/4" D x 21 1/2" H (356 x 617 x 544 mm).</i>				
72 x 30 x 29	1800 x 750 x 735	E___-3072UCD_	1,722	1,902
60 x 30 x 29	1500 x 750 x 735	E___-3060UCD_	1,698	1,851
Specify the surface type (1, 2). Specify the handle code (L, Q, V). Specify the accent color (A, S).				



Specify the leg selection at the end of the product code (Q, V).
Packaged in 3 boxes.

Left single pedestal D-shaped mobile desks				
<i>1 pedestal on left with lock. 1 box drawer and 1 CPU storage with door and ventilation grid. Lock controls drawer and CPU storage door. Swivel wire supports. Grommet on desk surface and on sides of CPU storage. Pencil tray. Recessed half-height modesty panel. 2 steel legs. 6 swivel casters, 4 with brakes. CPU storage space: 14" W x 24 1/4" D x 18 3/8" H (356 x 617 x 467 mm).</i>				
72 x 30 x 29	1800 x 750 x 735	E___-MUC3072D_	1,790	1,969
60 x 30 x 29	1500 x 750 x 735	E___-MUC3060D_	1,767	1,918
Specify the surface type (1, 2). Specify the handle code (L, Q, V). Specify the accent color (A, S).				



Specify the leg selection at the end of the product code (Q, V).
Packaged in 3 boxes.

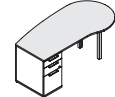
Right single pedestal D-shaped mobile desks				
<i>1 pedestal on right with lock. 1 box drawer and 1 CPU storage with door and ventilation grid. Lock controls drawer and CPU storage door. Swivel wire supports. Grommet on desk surface and on sides of CPU storage. Pencil tray. Recessed half-height modesty panel. 2 steel legs. 6 swivel casters, 4 with brakes. CPU storage space: 14" W x 24 1/4" D x 18 3/8" H (356 x 617 x 467 mm).</i>				
72 x 30 x 29	1800 x 750 x 735	E___-M3072UCD_	1,790	1,969
60 x 30 x 29	1500 x 750 x 735	E___-M3060UCD_	1,767	1,918
Specify the surface type (1, 2). Specify the handle code (L, Q, V). Specify the accent color (A, S).				



Specify the leg selection at the end of the product code (Q, V).
Packaged in 3 boxes.

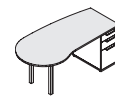
P-SHAPED TEACHER'S DESKS

Left single pedestal P-shaped desks				
<i>1 pedestal on left with lock. 2 box drawers and 1 file drawer with suspension bar. Lock controls all drawers. Pencil tray. Recessed half-height modesty panel. 2 steel legs.</i>				
72 x 36 x 29	1800 x 900 x 735	E___-UF3672P_	1,851	2,071
66 x 36 x 29	1650 x 900 x 735	E___-UF3666P_	1,840	2,020
Specify the surface type (1, 2). Specify the handle code (L, Q, V). Specify the accent color (A, S).				



Specify the leg selection at the end of the product code (Q, V).
Packaged in 3 boxes.

Right single pedestal P-shaped desks				
<i>1 pedestal on right with lock. 2 box drawers and 1 file drawer with suspension bar. Lock controls all drawers. Pencil tray. Recessed half-height modesty panel. 2 steel legs.</i>				
72 x 36 x 29	1800 x 900 x 735	E___-3672UFP_	1,851	2,071
66 x 36 x 29	1650 x 900 x 735	E___-3666UFP_	1,840	2,020
Specify the surface type (1, 2). Specify the handle code (L, Q, V). Specify the accent color (A, S).				



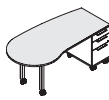
Specify the leg selection at the end of the product code (Q, V).
Packaged in 3 boxes.

	W x D x H (")	W x D x H (mm)	Code	All Laminate (\$)	HPL Surfaces (\$)
Left single pedestal P-shaped mobile desks	72 x 36 x 29	1800 x 900 x 735	E___-MUF3672P_	1,918	2,138
	66 x 36 x 29	1650 x 900 x 735	E___-MUF3666P_	1,908	2,088



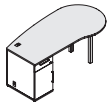
Specify the leg selection at the end of the product code (Q, V).
Packaged in 3 boxes.

Right single pedestal P-shaped mobile desks	72 x 36 x 29	1800 x 900 x 735	E___-M3672UFP_	1,918	2,138
	66 x 36 x 29	1650 x 900 x 735	E___-M3666UFP_	1,908	2,088



Specify the leg selection at the end of the product code (Q, V).
Packaged in 3 boxes.

Left single pedestal P-shaped desks	72 x 36 x 29	1800 x 900 x 735	E___-UC3672P_	1,543	1,762
	66 x 36 x 29	1650 x 900 x 735	E___-UC3666P_	1,519	1,698



Specify the leg selection at the end of the product code (Q, V).
Packaged in 3 boxes.

Right single pedestal P-shaped desks	72 x 36 x 29	1800 x 900 x 735	E___-3672UCP_	1,543	1,762
	66 x 36 x 29	1650 x 900 x 735	E___-3666UCP_	1,519	1,698



Specify the leg selection at the end of the product code (Q, V).
Packaged in 3 boxes.

Left single pedestal P-shaped mobile desks	72 x 36 x 29	1800 x 900 x 735	E___-MUC3672P_	1,610	1,829
	66 x 36 x 29	1650 x 900 x 735	E___-MUC3666P_	1,586	1,767



Specify the leg selection at the end of the product code (Q, V).
Packaged in 3 boxes.

Right single pedestal P-shaped mobile desks	72 x 36 x 29	1800 x 900 x 735	E___-M3672UCP_	1,610	1,829
	66 x 36 x 29	1650 x 900 x 735	E___-M3666UCP_	1,586	1,767



Specify the leg selection at the end of the product code (Q, V).
Packaged in 3 boxes.

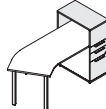
LECTERN-DESKS

	W x D x H (")	W x D x H (mm)	Code	All Laminate (\$)	HPL Surfaces (\$)
Left lectern-desks single pedestal	72 x 30 x 42	1800 x 750 x 1063	E___-LUF3072_	1,969	2,189
	66 x 30 x 42	1650 x 750 x 1063	E___-LUF3066_	1,947	2,099



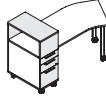
Specify the leg selection at the end of the product code (Q, V).
Packaged in 3 boxes.

Right lectern-desks single pedestal	72 x 30 x 42	1800 x 750 x 1063	E___-3072LUF_	1,969	2,189
	66 x 30 x 42	1650 x 750 x 1063	E___-3066LUF_	1,947	2,099



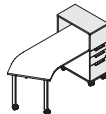
Specify the leg selection at the end of the product code (Q, V).
Packaged in 3 boxes.

Left lectern-desks single pedestal, mobile	72 x 30 x 42	1800 x 750 x 1063	E___-MLUF3072_	2,037	2,257
	66 x 30 x 42	1650 x 750 x 1063	E___-MLUF3066_	2,015	2,166



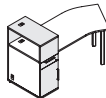
Specify the leg selection at the end of the product code (Q, V).
Packaged in 3 boxes.

Right lectern-desks single pedestal, mobile	72 x 30 x 42	1800 x 750 x 1063	E___-M3072LUF_	2,037	2,257
	66 x 30 x 42	1650 x 750 x 1063	E___-M3066LUF_	2,015	2,166



Specify the leg selection at the end of the product code (Q, V).
Packaged in 3 boxes.

Left lectern-desks single pedestal	72 x 30 x 42	1800 x 750 x 1063	E___-LUC3072_	1,795	2,044
	66 x 30 x 42	1650 x 750 x 1063	E___-LUC3066_	1,773	1,931



Specify the leg selection at the end of the product code (Q, V).
Packaged in 3 boxes.

11 7/8" H (300 mm) storage opening under lectern surface. Pedestal on left with lock. 2 box drawers and 1 file drawer with suspension bar. Lock controls all drawers. Pencil tray. Recessed half-height modesty panel. 2 steel legs.

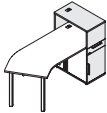
11 7/8" H (300 mm) storage opening under lectern surface. Pedestal on right with lock. 2 box drawers and 1 file drawer with suspension bar. Lock controls all drawers. Pencil tray. Recessed half-height modesty panel. 2 steel legs.

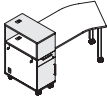
11 7/8" H (300 mm) storage opening under lectern surface. Pedestal on left with lock. 2 box drawers and 1 file drawer with suspension bar. Lock controls all drawers. Pencil tray. Recessed half-height modesty panel. 2 steel legs. 6 swivel casters, 4 with brakes.


11 7/8" H (300 mm) storage opening under lectern surface. Pedestal on right with lock. 2 box drawers and 1 file drawer with suspension bar. Lock controls all drawers. Pencil tray. Recessed half-height modesty panel. 2 steel legs. 6 swivel casters, 4 with brakes.

11 7/8" H (300 mm) storage opening under lectern surface. 1 pedestal on left with lock. 1 box drawer and 1 CPU storage with door and ventilation grid. Lock controls drawer and CPU storage door. Grommet on lectern surface, desk surface and on sides of CPU storage. Pencil tray. Recessed half-height modesty panel. 2 steel legs. CPU storage space: 14" W x 24 1/4" D x 21 1/2" H (356 x 617 x 544 mm).



Specify the surface type (1, 2). Specify the handle code (L, Q, V).
Specify the accent color (A, S).

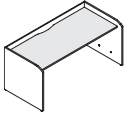
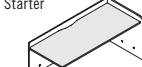
	W x D x H (")	W x D x H (mm)	Code	All Laminate (\$)	HPL Surfaces (\$)
Right lectern-desks single pedestal 	<i>11 7/8" H (300 mm) storage opening under lectern surface. 1 pedestal on right with lock. 1 box drawer and 1 CPU storage with door and ventilation grid. Lock controls drawer and CPU storage door. Grommet on lectern surface, desk surface and on sides of CPU storage. Pencil tray. Recessed half-height modesty panel. 2 steel legs.</i> <i>CPU storage space: 14" W x 24 1/4" D x 21 1/2" H (356 x 617 x 544 mm).</i>				
	72 x 30 x 42	1800 x 750 x 1063	E___-3072LUC_	1,795	2,044
	66 x 30 x 42	1650 x 750 x 1063	E___-3066LUC_	1,773	1,931
Specify the surface type (1, 2). Specify the handle code (L, Q, V). Specify the accent color (A, S).					
Specify the leg selection at the end of the product code (Q, V). Packaged in 3 boxes.					

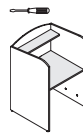
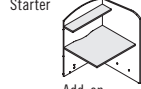
	W x D x H (")	W x D x H (mm)	Code	All Laminate (\$)	HPL Surfaces (\$)
Left lectern-desks single pedestal, mobile 	<i>11 7/8" H (300 mm) storage opening under lectern surface. 1 pedestal on left with lock. 1 box drawer and 1 CPU storage with door and ventilation grid. Lock controls drawer and CPU storage door. Swivel wire supports. Grommet on lectern surface, desk surface and on sides of CPU storage. Pencil tray. Recessed half-height modesty panel. 2 steel legs. 6 swivel casters, 4 with brakes.</i> <i>CPU storage space: 14" W x 24 1/4" D x 18 3/8" H (356 x 617 x 467 mm).</i>				
	72 x 30 x 42	1800 x 750 x 1063	E___-MLUC3072_	1,862	2,110
	66 x 30 x 42	1650 x 750 x 1063	E___-MLUC3066_	1,840	1,997
Specify the surface type (1, 2). Specify the handle code (L, Q, V). Specify the accent color (A, S).					
Specify the leg selection at the end of the product code (Q, V). Packaged in 3 boxes.					

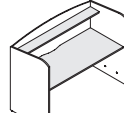
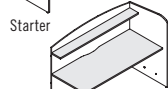
	W x D x H (")	W x D x H (mm)	Code	All Laminate (\$)	HPL Surfaces (\$)
Right lectern-desks single pedestal, mobile 	<i>11 7/8" H (300 mm) storage opening under lectern surface. 1 pedestal on right with lock. 1 box drawer and 1 CPU storage with door and ventilation grid. Lock controls drawer and CPU storage door. Swivel wire supports. Grommet on lectern surface, desk surface and on sides of CPU storage. Pencil tray. Recessed half-height modesty panel. 2 steel legs. 6 swivel casters, 4 with brakes.</i> <i>CPU storage space: 14" W x 24 1/4" D x 18 3/8" H (356 x 617 x 467 mm).</i>				
	72 x 30 x 42	1800 x 750 x 1063	E___-M3072LUC_	1,862	2,110
	66 x 30 x 42	1650 x 750 x 1063	E___-M3066LUC_	1,840	1,997
Specify the surface type (1, 2). Specify the handle code (L, Q, V). Specify the accent color (A, S).					
Specify the leg selection at the end of the product code (Q, V). Packaged in 3 boxes.					

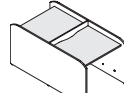
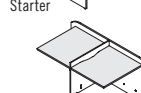
CARRELS – 29" H WORK SURFACE

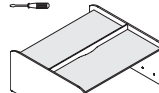

	W x D x H (")	W x D x H (mm)	Code	All Laminate (\$)	HPL Surfaces (\$)
Individual single-sided carrels, 33" H 	<i>Wire opening on top. 3/4 height modesty panel. Levelers with 1 1/2" (38 mm) height adjustment.</i>				
	Starter				
	37 x 34 1/2 x 33	925 x 869 x 834	E_NN-CS343733	647	732
	Add-on <i>Wire access on side panel.</i>				
	36 x 34 1/2 x 33	900 x 869 x 834	E_NN-CA343633	524	608
	Specify the surface type (1, 2).				

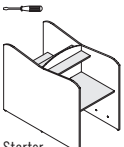
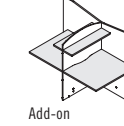
	W x D x H (")	W x D x H (mm)	Code	All Laminate (\$)	HPL Surfaces (\$)
Shared single-sided carrels, 33" H 	<i>Wire opening on top. 3/4 height modesty panel. Levelers with 1 1/2" (38 mm) height adjustment.</i>				
	Starter				
	73 x 34 1/2 x 33	1825 x 869 x 834	E_NN-CS347333	826	995
	Add-on <i>Wire access on side panel.</i>				
	72 x 34 1/2 x 33	1800 x 869 x 834	E_NN-CA347233	703	872
	Specify the surface type (1, 2).				

	W x D x H (")	W x D x H (mm)	Code	All Laminate (\$)	HPL Surfaces (\$)
Individual single-sided carrels, 53" H 	<i>Wire opening on top. 3/4 height modesty panel. Levelers with 1 1/2" (38 mm) height adjustment. 8" (200 mm) deep fixed accessory shelf. Clearance 15 3/8" H (390 mm).</i>				
	Starter				
	37 x 34 1/2 x 53	925 x 869 x 1342	E_NN-CS343753	833	918
	Add-on <i>Wire access on side panel.</i>				
	36 x 34 1/2 x 53	900 x 869 x 1342	E_NN-CA343653	675	759
	Specify the surface type (1, 2).				

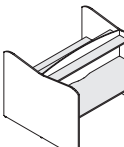
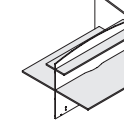
	W x D x H (")	W x D x H (mm)	Code	All Laminate (\$)	HPL Surfaces (\$)
Shared single-sided carrels, 53" H 	<i>Wire opening on top. 3/4 height modesty panel. Levelers with 1 1/2" (38 mm) height adjustment. 8" (200 mm) deep fixed accessory shelf. Clearance 15 3/8" H (390 mm).</i>				
	Starter				
	73 x 34 1/2 x 53	1825 x 869 x 1342	E_NN-CS347353	1,107	1,283
	Add-on <i>Wire access on side panel.</i>				
	72 x 34 1/2 x 53	1800 x 869 x 1342	E_NN-CA347253	946	1,121
	Specify the surface type (1, 2).				
Packaged in 2 boxes.					

	W x D x H (")	W x D x H (mm)	Code	All Laminate (\$)	HPL Surfaces (\$)
Individual double-sided carrels, 33" H 	<i>Wire opening on top. 3/4 height modesty panel. Levelers with 1 1/2" (38 mm) height adjustment.</i>				
	Starter				
	37 x 67 1/2 x 33	925 x 1716 x 834	E_NN-CS673733	933	1,024
	Add-on <i>Wire access on side panel.</i>				
	36 x 67 1/2 x 33	900 x 1716 x 834	E_NN-CA673633	703	788
	Specify the surface type (1, 2).				
Packaged in 2 boxes.					


	W x D x H (")	W x D x H (mm)	Code	All Laminate (\$)	HPL Surfaces (\$)
Shared double-sided carrels, 33" H 	<i>Wire opening on top. 3/4 height modesty panel. Levelers with 1 1/2" (38 mm) height adjustment.</i>				
	Starter				
	73 x 67 1/2 x 33	1825 x 1716 x 834	E_NN-CS677333	1,243	1,417
	Add-on <i>Wire access on side panel.</i>				
	72 x 67 1/2 x 33	1800 x 1716 x 834	E_NN-CA677233	1,080	1,255
	Specify the surface type (1, 2).				
Packaged in 2 boxes.					

	W x D x H (")	W x D x H (mm)	Code	All Laminate (\$)	HPL Surfaces (\$)
Individual double-sided carrels, 53" H	<i>Wire opening on top. 3/4 height modesty panel. Levelers with 1 1/2" (38 mm) height adjustment. 8" (200 mm) deep fixed accessory shelf. Clearance 15 3/8" H (390 mm).</i>				
	Starter				
	37 x 67 1/2 x 53	925 x 1716 x 1342	E_NN-CS673753	1,300	1,384
Add-on	<i>Wire access on side panel.</i>				
		36 x 67 1/2 x 53	900 x 1716 x 1342	E_NN-CA673653	1,059
	Specify the surface type (1, 2).				

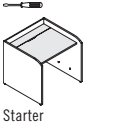

Packaged in 2 boxes.

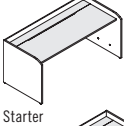
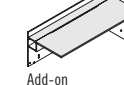
	W x D x H (")	W x D x H (mm)	Code	All Laminate (\$)	HPL Surfaces (\$)
Shared double-sided carrels, 53" H	<i>Wire opening on top. 3/4 height modesty panel. Levelers with 1 1/2" (38 mm) height adjustment. 8" (200 mm) deep fixed accessory shelf. Clearance 15 3/8" H (390 mm).</i>				
	Starter				
	73 x 67 1/2 x 53	1825 x 1716 x 1342	E_NN-CS677353	1,693	1,862
Add-on	<i>Wire access on side panel.</i>				
		72 x 67 1/2 x 53	1800 x 1716 x 1342	E_NN-CA677253	1,452
	Specify the surface type (1, 2).				

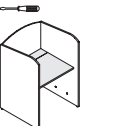
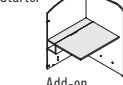
Packaged in 2 boxes.

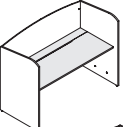
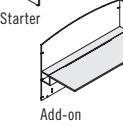
	W x D x H (")	W x D x H (mm)	Code	All Laminate (\$)	HPL Surfaces (\$)
ADA bracket kit	<i>Kit includes metal brackets and hardware to raise the surface of a carrel to ADA height (from 29" to 32" H/735 to 813 mm). Package of 6 brackets. Order one package per carrel.</i>				
	1 x 1 x 4	25 x 25 x 104	ENNN-CADAKIT	112	-

COMPUTER CARRELS – 29" H WORK SURFACE

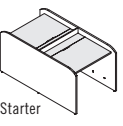
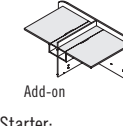
	W x D x H (")	W x D x H (mm)	Code	All Laminate (\$)	HPL Surfaces (\$)
Individual single-sided carrels, 33" H	<i>Wire management raceway accessible by a lockable cover on hinges. Grommet on back. 3/4 height modesty panel. Levelers with 1 1/2" (38 mm) height adjustment.</i>				
	Starter				
	37 x 34 1/2 x 33	925 x 869 x 834	E_NN-CCS343733	933	1,019
Add-on	<i>Wire access on side panel.</i>				
		36 x 34 1/2 x 33	900 x 869 x 834	E_NN-CCA343633	788
	Specify the surface type (1, 2).				

	W x D x H (")	W x D x H (mm)	Code	All Laminate (\$)	HPL Surfaces (\$)
Shared single-sided carrels, 33" H	<i>Wire management raceway accessible by a lockable cover on hinges. Grommet on back. 3/4 height modesty panel. Levelers with 1 1/2" (38 mm) height adjustment.</i>				
	Starter				
	73 x 34 1/2 x 33	1825 x 869 x 834	E_NN-CCS347333	1,142	1,316
Add-on	<i>Wire access on side panel.</i>				
		72 x 34 1/2 x 33	1800 x 869 x 834	E_NN-CCA347233	995
	Specify the surface type (1, 2).				

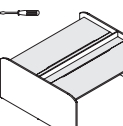
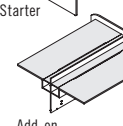
	W x D x H (")	W x D x H (mm)	Code	All Laminate (\$)	HPL Surfaces (\$)
Individual single-sided carrels, 53" H	<i>Wire management raceway accessible by a lockable cover on hinges. Grommet on back. 3/4 height modesty panel. Levelers with 1 1/2" (38 mm) height adjustment.</i>				
	Starter				
	37 x 34 1/2 x 53	925 x 869 x 1342	E_NN-CCS343753	1,121	1,204
Add-on	<i>Wire access on side panel.</i>				
		36 x 34 1/2 x 53	900 x 869 x 1342	E_NN-CCA343653	933
	Specify the surface type (1, 2).				

	W x D x H (")	W x D x H (mm)	Code	All Laminate (\$)	HPL Surfaces (\$)
Shared single-sided carrels, 53" H	<i>Wire management raceway accessible by a lockable cover on hinges. Grommet on back. 3/4 height modesty panel. Levelers with 1 1/2" (38 mm) height adjustment.</i>				
	Starter				
	73 x 34 1/2 x 53	1825 x 869 x 1342	E_NN-CCS347353	1,373	1,548
Add-on	<i>Wire access on side panel.</i>				
		72 x 34 1/2 x 53	1800 x 869 x 1342	E_NN-CCA347253	1,193
	Specify the surface type (1, 2).				

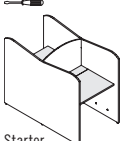
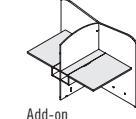
Packaged in 2 boxes.

	W x D x H (")	W x D x H (mm)	Code	All Laminate (\$)	HPL Surfaces (\$)
Individual double-sided carrels, 33" H	<i>Wire management raceway accessible by a lockable cover on hinges. Grommet on back. 3/4 height modesty panel. Levelers with 1 1/2" (38 mm) height adjustment.</i>				
	Starter				
	37 x 67 1/2 x 33	925 x 1716 x 834	E_NN-CCS673733	1,209	1,295
Add-on	<i>Wire access on side panel.</i>				
		36 x 67 1/2 x 33	900 x 1716 x 834	E_NN-CCA673633	1,008
	Specify the surface type (1, 2).				

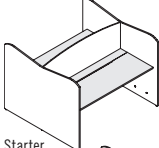
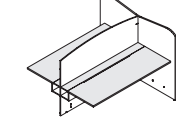
Starter:
Packaged in 2 boxes.

	W x D x H (")	W x D x H (mm)	Code	All Laminate (\$)	HPL Surfaces (\$)
Shared double-sided carrels, 33" H	<i>Wire management raceway accessible by a lockable cover on hinges. Grommet on back. 3/4 height modesty panel. Levelers with 1 1/2" (38 mm) height adjustment.</i>				
	Starter				
	73 x 67 1/2 x 33	1825 x 1716 x 834	E_NN-CCS677333	1,581	1,749
Add-on	<i>Wire access on side panel.</i>				
		72 x 67 1/2 x 33	1800 x 1716 x 834	E_NN-CCA677233	1,396
	Specify the surface type (1, 2).				

Packaged in 2 boxes.

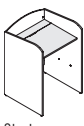
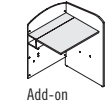
	W x D x H (")	W x D x H (mm)	Code	All Laminate (\$)	HPL Surfaces (\$)
Individual double-sided carrels, 53" H	<i>Wire management raceway accessible by a lockable cover on hinges. Grommet on back. 3/4 height modesty panel. Levelers with 1 1/2" (38 mm) height adjustment.</i>				
	Starter				
	37 x 67 1/2 x 53	925 x 1716 x 1342	E_NN-CCS673753	1,570	1,655
Add-on	<i>Wire access on side panel.</i>				
		36 x 67 1/2 x 53	900 x 1716 x 1342	E_NN-CCA673653	1,311
	Specify the surface type (1, 2).				

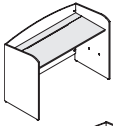
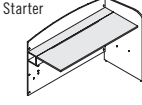
Packaged in 2 boxes.

	W x D x H (")	W x D x H (mm)	Code	All Laminate (\$)	HPL Surfaces (\$)
Shared double-sided carrels, 53" H	<i>Wire management raceway accessible by a lockable cover on hinges. Grommet on back. 3/4 height modesty panel. Levelers with 1 1/2" (38 mm) height adjustment.</i>				
	Starter				
	73 x 67 1/2 x 53	1825 x 1716 x 1342	E_NN-CCS677353	2,025	2,200
Add-on	<i>Wire access on side panel.</i>				
		72 x 67 1/2 x 53	1800 x 1716 x 1342	E_NN-CCA677253	1,767
	Specify the surface type (1, 2).				

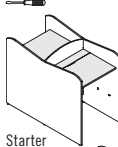
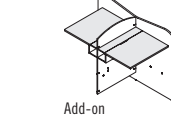
Packaged in 2 boxes.

COMPUTER CARRELS – 42" H WORK SURFACE

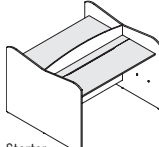
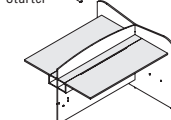
	W x D x H (")	W x D x H (mm)	Code	All Laminate (\$)	HPL Surfaces (\$)
Individual single-sided carrels, 53" H	<i>42" H (1063 mm) work surface. Wire management raceway accessible by a lockable cover on hinges. Grommet on back. 3/4 height modesty panel. Levelers with 1 1/2" (38 mm) height adjustment.</i>				
	Starter				
	37 x 34 1/2 x 53	925 x 869 x 1342	E_NN-CSS343753	1,107	1,193
Add-on	<i>Wire access on side panel.</i>				
		36 x 34 1/2 x 53	900 x 869 x 1342	E_NN-CSA343653	928
	Specify the surface type (1, 2).				

	W x D x H (")	W x D x H (mm)	Code	All Laminate (\$)	HPL Surfaces (\$)
Shared single-sided carrels, 53" H	<i>42" H (1063 mm) work surface. Wire management raceway accessible by a lockable cover on hinges. Grommet on back. 3/4 height modesty panel. Levelers with 1 1/2" (38 mm) height adjustment.</i>				
	Starter				
	73 x 34 1/2 x 53	1825 x 869 x 1342	E_NN-CSS347353	1,355	1,524
Add-on	<i>Wire access on side panel.</i>				
		72 x 34 1/2 x 53	1800 x 869 x 1342	E_NN-CSA347253	1,171
	Specify the surface type (1, 2).				

Packaged in 2 boxes.

	W x D x H (")	W x D x H (mm)	Code	All Laminate (\$)	HPL Surfaces (\$)
Individual double-sided carrels, 53" H	<i>42" H (1063 mm) work surface. Wire management raceway accessible by a lockable cover on hinges. Grommet on back. 3/4 height modesty panel. Levelers with 1 1/2" (38 mm) height adjustment.</i>				
	Starter				
	37 x 67 1/2 x 53	925 x 1716 x 1342	E_NN-CSS673753	1,553	1,637
Add-on	<i>Wire access on side panel.</i>				
		36 x 67 1/2 x 53	900 x 1716 x 1342	E_NN-CSA673653	1,289
	Specify the surface type (1, 2).				

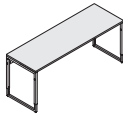
Packaged in 2 boxes.

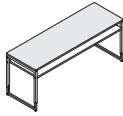
	W x D x H (")	W x D x H (mm)	Code	All Laminate (\$)	HPL Surfaces (\$)
Shared double-sided carrels, 53" H	<i>42" H (1063 mm) work surface. Wire management raceway accessible by a lockable cover on hinges. Grommet on back. 3/4 height modesty panel. Levelers with 1 1/2" (38 mm) height adjustment.</i>				
	Starter				
	73 x 67 1/2 x 53	1825 x 1716 x 1342	E_NN-CSS677353	1,987	2,161
Add-on	<i>Wire access on side panel.</i>				
		72 x 67 1/2 x 53	1800 x 1716 x 1342	E_NN-CSA677253	1,727
	Specify the surface type (1, 2).				

Packaged in 2 boxes.

	W x D x H (")	W x D x H (mm)	Code	All Laminate (\$)	HPL Surfaces (\$)
CPU support for carrels	<i>Laminate CPU support. Compatible with all carrels. Reversible.</i>				
	10 x 26 x 6	255 x 650 x 150	ENNN-SCPU	169	-


RECTANGULAR TABLES

	W x D x H (")	W x D x H (mm)	Code	All Laminate (\$)	HPL Surfaces (\$)
Rectangular tables, incremental height adjustment	<i>Metal legs. 1" (25 mm) incremental height adjustment. 6" (150 mm) range. Lowest position is 25" (635 mm) and highest position is 31" (785 mm) high. 6" (150 mm) high modesty panel.</i>				
		72 x 24 x 25-31	1800 x 600 x 635-785	E_N_-RCM2472I	974
	66 x 24 x 25-31	1650 x 600 x 635-785	E_N_-RCM2466I	962	1,097
	60 x 24 x 25-31	1500 x 600 x 635-785	E_N_-RCM2460I	952	1,074
	54 x 24 x 25-31	1350 x 600 x 635-785	E_N_-RCM2454I	939	1,052
	48 x 24 x 25-31	1200 x 600 x 635-785	E_N_-RCM2448I	928	1,030
	42 x 24 x 25-31	1050 x 600 x 635-785	E_N_-RCM2442I	923	1,008
	36 x 24 x 25-31	900 x 600 x 635-785	E_N_-RCM2436I	912	985
	30 x 24 x 25-31	750 x 600 x 635-785	E_N_-RCM2430I	900	962
	Specify the surface type (1, 2). Specify the accent color (A, S).				

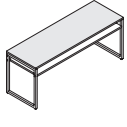
	W x D x H (")	W x D x H (mm)	Code	All Laminate (\$)	HPL Surfaces (\$)
Rectangular tables with shelf, incremental height adjustment	<i>Metal legs. 1 fixed shelf. 1" (25 mm) incremental height adjustment. 6" (150 mm) range. Lowest position is 25" (635 mm) and highest position is 31" (785 mm) high. 6" (150 mm) high modesty panel.</i>				
		72 x 24 x 25-31	1800 x 600 x 635-785	E_N_-RCM2472SI	1,131
	66 x 24 x 25-31	1650 x 600 x 635-785	E_N_-RCM2466SI	1,115	1,243
	60 x 24 x 25-31	1500 x 600 x 635-785	E_N_-RCM2460SI	1,092	1,233
	54 x 24 x 25-31	1350 x 600 x 635-785	E_N_-RCM2454SI	1,074	1,188
	48 x 24 x 25-31	1200 x 600 x 635-785	E_N_-RCM2448SI	1,059	1,154
	42 x 24 x 25-31	1050 x 600 x 635-785	E_N_-RCM2442SI	1,040	1,126
	36 x 24 x 25-31	900 x 600 x 635-785	E_N_-RCM2436SI	1,019	1,092
	30 x 24 x 25-31	750 x 600 x 635-785	E_N_-RCM2430SI	1,002	1,064
	Specify the surface type (1, 2). Specify the accent color (A, S).				

 = ASSEMBLY REQUIRED

EDUCATIONAL FURNITURE

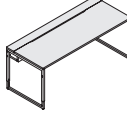
	W x D x H (*)	W x D x H (mm)	Code	All Laminate (\$)	HPL Surfaces (\$)
Rectangular tables, fixed height 	<i>Metal legs. 6" (150 mm) high modesty panel.</i>				
	72 x 24 x 29	1800 x 600 x 735	E_N_-RCM2472J	770	918
	66 x 24 x 29	1650 x 600 x 735	E_N_-RCM2466J	759	895
	60 x 24 x 29	1500 x 600 x 735	E_N_-RCM2460J	749	872
	54 x 24 x 29	1350 x 600 x 735	E_N_-RCM2454J	737	850
	48 x 24 x 29	1200 x 600 x 735	E_N_-RCM2448J	732	826
	42 x 24 x 29	1050 x 600 x 735	E_N_-RCM2442J	720	805
	36 x 24 x 29	900 x 600 x 735	E_N_-RCM2436J	709	782
	30 x 24 x 29	750 x 600 x 735	E_N_-RCM2430J	698	759

Specify the surface type (1, 2). Specify the accent color (A, S).

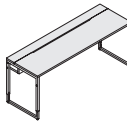
	W x D x H (*)	W x D x H (mm)	Code	All Laminate (\$)	HPL Surfaces (\$)
Rectangular tables with shelf, fixed height 	<i>Metal legs. 1 fixed shelf. 6" (150 mm) high modesty panel.</i>				
	72 x 24 x 29	1800 x 600 x 735	E_N_-RCM2472SJ	928	1,074
	66 x 24 x 29	1650 x 600 x 735	E_N_-RCM2466SJ	912	1,046
	60 x 24 x 29	1500 x 600 x 735	E_N_-RCM2460SJ	895	1,030
	54 x 24 x 29	1350 x 600 x 735	E_N_-RCM2454SJ	872	985
	48 x 24 x 29	1200 x 600 x 735	E_N_-RCM2448SJ	855	952
	42 x 24 x 29	1050 x 600 x 735	E_N_-RCM2442SJ	839	923
	36 x 24 x 29	900 x 600 x 735	E_N_-RCM2436SJ	821	895
	30 x 24 x 29	750 x 600 x 735	E_N_-RCM2430SJ	799	861

Specify the surface type (1, 2). Specify the accent color (A, S).

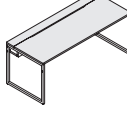
LAPTOP TABLES

	W x D x H (*)	W x D x H (mm)	Code	All Laminate (\$)	HPL Surfaces (\$)
Laptop tables, 30" D, incremental height adjustment 	<i>Metal legs. 1" (25 mm) incremental height adjustment. 6" (150 mm) range. Lowest position is 25" H (635 mm). Highest position is 31" (785 mm) H. 6" (150 mm) high modesty panel. Wire management raceway accessible by a lockable cover on hinges.</i>				
	72 x 30 x 25-31	1800 x 750 x 635-785	E_N_-RLP3072I	1,238	1,423
	66 x 30 x 25-31	1650 x 750 x 635-785	E_N_-RLP3066I	1,228	1,389
	60 x 30 x 25-31	1500 x 750 x 635-785	E_N_-RLP3060I	1,209	1,361
	54 x 30 x 25-31	1350 x 750 x 635-785	E_N_-RLP3054I	1,193	1,329
	48 x 30 x 25-31	1200 x 750 x 635-785	E_N_-RLP3048I	1,176	1,300
	42 x 30 x 25-31	1050 x 750 x 635-785	E_N_-RLP3042I	1,159	1,266
	36 x 30 x 25-31	900 x 750 x 635-785	E_N_-RLP3036I	1,142	1,233

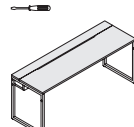
Specify the surface type (1, 2). Specify the accent color (A, S).

	W x D x H (*)	W x D x H (mm)	Code	All Laminate (\$)	HPL Surfaces (\$)
Laptop tables, 24" D, incremental height adjustment 	<i>Metal legs. 1" (25 mm) incremental height adjustment. 6" (150 mm) range. Lowest position is 25" H (635 mm). Highest position is 31" (785 mm) H. 6" (150 mm) high modesty panel. Wire management raceway accessible by a lockable cover on hinges.</i>				
	72 x 24 x 25-31	1800 x 600 x 635-785	E_N_-RLP2472I	1,214	1,361
	66 x 24 x 25-31	1650 x 600 x 635-785	E_N_-RLP2466I	1,204	1,334
	60 x 24 x 25-31	1500 x 600 x 635-785	E_N_-RLP2460I	1,188	1,311
	54 x 24 x 25-31	1350 x 600 x 635-785	E_N_-RLP2454I	1,176	1,283
	48 x 24 x 25-31	1200 x 600 x 635-785	E_N_-RLP2448I	1,159	1,255
	42 x 24 x 25-31	1050 x 600 x 635-785	E_N_-RLP2442I	1,142	1,233

Specify the surface type (1, 2). Specify the accent color (A, S).

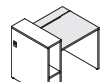
	W x D x H (*)	W x D x H (mm)	Code	All Laminate (\$)	HPL Surfaces (\$)
Laptop tables, 30" D, fixed height 	<i>Metal legs. 6" (150 mm) high modesty panel. Wire management raceway accessible by a lockable cover on hinges.</i>				
	72 x 30 x 29	1800 x 750 x 735	E_N_-RLP3072J	1,040	1,222
	66 x 30 x 29	1650 x 750 x 735	E_N_-RLP3066J	1,024	1,193
	60 x 30 x 29	1500 x 750 x 735	E_N_-RLP3060J	1,008	1,159
	54 x 30 x 29	1350 x 750 x 735	E_N_-RLP3054J	990	1,126
	48 x 30 x 29	1200 x 750 x 735	E_N_-RLP3048J	974	1,097
	42 x 30 x 29	1050 x 750 x 735	E_N_-RLP3042J	957	1,064

Specify the surface type (1, 2). Specify the accent color (A, S).


	W x D x H (*)	W x D x H (mm)	Code	All Laminate (\$)	HPL Surfaces (\$)
Laptop tables, 24" D, fixed height 	<i>Metal legs. 6" (150 mm) high modesty panel. Wire management raceway accessible by a lockable cover on hinges.</i>				
	72 x 24 x 29	1800 x 600 x 735	E_N_-RLP2472J	1,014	1,159
	66 x 24 x 29	1650 x 600 x 735	E_N_-RLP2466J	1,002	1,136
	60 x 24 x 29	1500 x 600 x 735	E_N_-RLP2460J	985	1,107
	54 x 24 x 29	1350 x 600 x 735	E_N_-RLP2454J	974	1,080
	48 x 24 x 29	1200 x 600 x 735	E_N_-RLP2448J	957	1,052
	42 x 24 x 29	1050 x 600 x 735	E_N_-RLP2442J	946	1,030
	36 x 24 x 29	900 x 600 x 735	E_N_-RLP2436J	928	1,002

Specify the surface type (1, 2). Specify the accent color (A, S).

CPU TABLES


	W x D x H (*)	W x D x H (mm)	Code	All Laminate (\$)	HPL Surfaces (\$)
Left CPU tables 	<i>Open CPU storage on left: 8 3/4" W x 20 1/2" H (222 x 522 mm). Half-height modesty panel. Grommet on sides. Wire management raceway accessible by a lockable cover on hinges.</i>				
	42 x 30 x 36	1050 x 750 x 911	E_N_-CPU3042S	1,266	1,345
	42 x 24 x 36	1050 x 600 x 911	E_N_-CPU2442S	1,209	1,272

Packaged in 2 boxes.

	W x D x H (*)	W x D x H (mm)	Code	All Laminate (\$)	HPL Surfaces (\$)
Right CPU tables 	<i>Open CPU storage on right: 8 3/4" W x 20 1/2" H (222 x 522 mm). Half-height modesty panel. Grommet on sides. Wire management raceway accessible by a lockable cover on hinges.</i>				
	42 x 30 x 36	1050 x 750 x 911	E_N_-S3042CPU	1,266	1,345
	42 x 24 x 36	1050 x 600 x 911	E_N_-S2442CPU	1,209	1,272

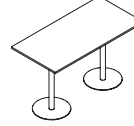
Specify the surface type (1, 2). Specify the accent color (A, S).

ALL-PURPOSE TABLES

	W x D x H (*)	W x D x H (mm)	Code	All Laminate (\$)	HPL Surfaces (\$)
Rectangular tables 	<i>Disc bases.</i>				
	72 x 42 x 29	1800 x 1050 x 738	E_N_-RC4272D	1,890	2,144
	72 x 36 x 29	1800 x 900 x 738	E_N_-RC3672D	1,868	2,088
	60 x 30 x 29	1500 x 750 x 738	E_N_-RC3060D	1,824	1,976


Specify the surface type (1, 2). Specify the accent color (A, S).

Packaged in 5 boxes.

	W x D x H (*)	W x D x H (mm)	Code	All Laminate (\$)	HPL Surfaces (\$)
Rectangular café height tables 	<i>Disc bases.</i>				
	72 x 42 x 42	1800 x 1050 x 1067	E_N_-RC427242D	1,987	2,239
	72 x 36 x 42	1800 x 900 x 1067	E_N_-RC367242D	1,964	2,184
	60 x 30 x 42	1500 x 750 x 1067	E_N_-RC306042D	1,918	2,071


Specify the surface type (1, 2). Specify the accent color (A, S).

Packaged in 5 boxes.

	W x D x H (*)	W x D x H (mm)	Code	All Laminate (\$)	HPL Surfaces (\$)
Round tables 	<i>Disc base.</i>				
	48 x 48 x 29	1200 x 1200 x 738	E_N_-R48D	1,248	1,446
	42 x 42 x 29	1050 x 1050 x 738	E_N_-R42D	1,222	1,368
	36 x 36 x 29	900 x 900 x 738	E_N_-R36D	1,030	1,136

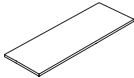
Specify the surface type (1, 2). Specify the accent color (A, S).

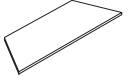
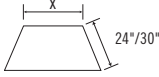
Packaged in 3 boxes.


	W x D x H (*)	W x D x H (mm)	Code	All Laminate (\$)	HPL Surfaces (\$)
Round café height tables 	<i>Disc base.</i>				
	36 x 36 x 42	900 x 900 x 1067	E_N_-R3642D	985	1,136
	30 x 30 x 42	750 x 750 x 1067	E_N_-R3042D	952	1,052

Specify the surface type (1, 2). Specify the accent color (A, S).

Packaged in 3 boxes.

	W x D x H (")	W x D x H (mm)	Code	All Laminate (\$)	HPL Surfaces (\$)
MODULAR TABLES					
Rectangular tops					
<i>1" (25 mm) thick. Compatible with ENN_-MTBFH24 and ENN_-MLBFH24 bases.</i>					
	72 x 30 x 1	1800 x 750 x 25	E_NN-RCT3072	484	686
	60 x 30 x 1	1500 x 750 x 25	E_NN-RCT3060	388	574
	72 x 24 x 1	1800 x 600 x 25	E_NN-RCT2472	455	618
	60 x 24 x 1	1500 x 600 x 25	E_NN-RCT2460	361	501
Specify the surface type (1, 2).					

Trapezoidal tops					
<i>1" (25 mm) thick. Compatible with ENN_-MTBFH24 and ENN_-MLBFH24 bases.</i>					
	72 x 27¼ x 1	1800 x 693 x 25	E_NN-TZT3072	642	833
	60 x 27¼ x 1	1500 x 693 x 25	E_NN-TZT3060	540	720
	48 x 27¼ x 1	1200 x 693 x 25	E_NN-TZT3048	473	630
	72 x 22 x 1	1800 x 554 x 25	E_NN-TZT2472	608	777
	60 x 22 x 1	1500 x 554 x 25	E_NN-TZT2460	518	664
	48 x 22 x 1	1200 x 554 x 25	E_NN-TZT2448	439	580
Specify the surface type (1, 2).					

T-bases with casters, flip-top mechanism and handle					
<i>2 bases. Casters with brakes. Mechanism to flip the tabletop down.</i>					
	21 x 2 x 28	531 x 51 x 713	ENN-MTBFH24	889	-
Specify the accent color (A, S).					

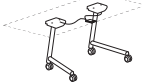




L-bases with casters, flip-top mechanism and handle					
<i>2 bases. Casters with brakes. Mechanism to flip the tabletop down.</i>					
	21 x 7 x 28	531 x 172 x 713	ENN-MLBFH24	1,087	-
Specify the accent color (A, S).					


Table connector					
<i>To link two tables. 2 per package. Zinc-finish metal.</i>					
	6 x 2¼ x ¼	150 x 60 x 6	LGC-UP	123	-


COMPLEMENTARY FURNITURE


Pedestal					
<i>2 box drawers and 1 file drawer with suspension bar. Pencil tray. Lock controls all drawers.</i>					
	16¾ x 26 x 29	409 x 650 x 735	E1__-P1626UF	1,097	-
Specify the handle code (L, Q, V). Specify the accent color (A, S).					

Pedestal					
<i>2 file drawers with suspension bar. Lock controls all drawers.</i>					
	16¾ x 26 x 29	409 x 650 x 735	E1__-P1626FF	939	-
Specify the handle code (L, Q, V). Specify the accent color (A, S).					

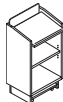
Bookcase unit					
<i>1 adjustable shelf. 1 tone only.</i>					
	12 x 26 x 28	300 x 650 x 710	ENNN-B262812	524	-


Teacher's cart					
<i>Handle on left side. 1 adjustable shelf. 1 fixed shelf with 22½" W x 21⅝" D x 5¼" H (572 x 551 x 134 mm) open storage space. Swivel wire supports. 1 grommet on top and 1 grommet on back. 4 swivel casters, 2 with brakes.</i>					
	25 x 24 x 39	625 x 600 x 988	E_N_-M242539	933	985
Specify the surface type (1, 2). Specify the accent color (A, S).					


Teacher's cart					
<i>Handle on left side. 1 adjustable shelf. 1 fixed shelf with 22½" W x 21⅝" D x 5¼" H (572 x 551 x 134 mm) open storage space. Swivel wire supports. 1 grommet on top and 1 grommet on back. Flipper shelf on right side. 4 swivel casters, 2 with brakes.</i>					
	37¼ x 24 x 39	945 x 600 x 988	E_N_-M242539W	1,131	1,181
Specify the surface type (1, 2). Specify the accent color (A, S).					


Teacher's cart with doors					
<i>Handle on left side. 1 adjustable shelf. 1 fixed shelf with 22½" W x 21⅝" D x 5¼" H (572 x 551 x 134 mm) open storage space. Lock. Swivel wire supports. 1 grommet on top and 1 grommet on back. 4 swivel casters, 2 with brakes.</i>					
	25 x 24 x 39	625 x 600 x 988	E___-M242539B	1,214	1,266
Specify the surface type (1, 2). Specify the handle code (L, Q, V). Specify the accent color (A, S).					

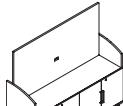
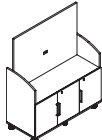
Teacher's cart with doors					
<i>Handle on left side. 1 adjustable shelf. 1 fixed shelf with 22½" W x 21⅝" D x 5¼" H (572 x 551 x 134 mm) open storage space. Lock. Swivel wire supports. 1 grommet on top and 1 grommet on back. Flipper shelf on right side. 4 swivel casters, 2 with brakes.</i>					
	37¼ x 24 x 39	945 x 600 x 988	E___-M242539BW	1,368	1,417
Specify the surface type (1, 2). Specify the handle code (L, Q, V). Specify the accent color (A, S).					

Lectern					
<i>Small acrylic screen. 1 fixed shelf. 1 adjustable shelf. 1 storage space. Wiring access. 4 swivel casters, 2 with brakes. 1 tone only.</i>					
	24 x 18 x 47	600 x 448 x 1177	ENNN-LC241846	1,024	-

Laptop cart, 30 units					
<i>Can accommodate 30 laptops. 2 handles on top. Laminate door fronts with lock. Swivel wire supports. Perforated back metal doors with lock for ventilation. Storage space for wire management and transformers. Grommet on sides. 4 swivel casters, 2 with brakes. Surge and protection power bar sold separately.</i>					
	43 x 25 x 42	1075 x 625 x 1063	E___-M253432LP	3,134	3,225
Specify the surface type (1, 2). Specify the handle code (Q, V). Specify the accent color (A, S).					

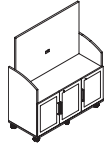
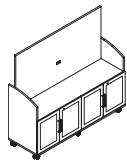
Laptop cart, 20 units					
<i>Can accommodate 20 laptops. 2 handles on top. Laminate door fronts with lock. Swivel wire supports. Perforated back metal doors with lock for ventilation. Storage space for wire management and transformers. Grommet on sides. 4 swivel casters, 2 with brakes. Surge and protection power bar sold separately.</i>					
	30 x 25 x 42	750 x 625 x 1063	E___-M253042LP	2,887	2,955
Specify the surface type (1, 2). Specify the handle code (Q, V). Specify the accent color (A, S).					

Power bar					
<i>10 electrical outlets. Black. Mounting brackets included. 12' electrical cord (3658 mm).</i>					
	1¾ x 2¼ x 17½	44 x 57 x 447	LGC-POWERBAR	445	-

Flat screen carts					
<i>Laminate doors with locks. 2 adjustable shelves. Recessed back panel for wire management. Grommets on back. 6 swivel casters, 4 with brakes. 1 tone only. Flat screen support sold separately.</i>					
	72 x 24 x 64	1800 x 600 x 1625	EN__-MTV2472	1,958	-
	54 x 24 x 64	1350 x 600 x 1625	EN__-MTV2454	1,795	-
Specify the handle code (L, Q, V). Specify the accent color (A, S).					

72" W accommodates 37" to 65" flat screens.
54" W accommodates 37" to 50" flat screens.

	W x D x H (")	W x D x H (mm)	Code	All Laminate (\$)	HPL Surfaces (\$)
Flat screen carts with translucent doors	<i>Silver anodized frame doors and translucent insert with locks. 2 adjustable shelves. Recessed back panel for wire management. Grommets on back. 6 swivel casters, 4 with brakes. 1 tone only. Flat screen support sold separately. S Silver accent only.</i>				
	72 x 24 x 64	1800 x 600 x 1625	EN_S-MTV2472T	2,521	-
	54 x 24 x 64	1350 x 600 x 1625	EN_S-MTV2454T	2,218	-



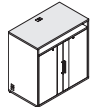
Specify the handle code (Q, V).

72" W accommodates 37" to 65" flat screens.
54" W accommodates 37" to 50" flat screens.

	W x D x H (")	W x D x H (mm)	Code	All Laminate (\$)	HPL Surfaces (\$)
Flat screen support	<i>Silver metal support. Can accommodate screens from 37" to 65". 15° tilt angle. Maximum weight capacity: 176 lbs (80 kg). Install on a flat screen carts.</i>				
	33 3/8 x 4 x 19 3/4	859 x 102 x 500	LGC-SUPFLATSC	501	-



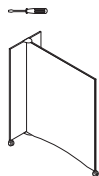
	W x D x H (")	W x D x H (mm)	Code	All Laminate (\$)	HPL Surfaces (\$)
Audio/video unit	<i>Pocket doors for electronic device storage. Back with door for wire access. 4" H (102 mm) clearance under surface. 6 adjustable shelves. Locks. Grommet on top and sides. Can accommodate a CPU tower.</i>				
	42 x 24 x 42	1050 x 600 x 1063	E___-244242AV	2,345	2,437
	Specify the surface type (1, 2). Specify the handle code (L, Q, V). Specify the accent color (A, S).				



	W x D x H (")	W x D x H (mm)	Code	All Laminate (\$)	HPL Surfaces (\$)
Audio/video cart	<i>Pocket doors for electronic device storage. Back with door for wire access. 4" H (102 mm) clearance under surface. 6 adjustable shelves. Locks. Swivel wire supports. Grommet on top and sides. 4 swivel casters, 2 with brakes. Can accommodate a CPU tower.</i>				
	42 x 24 x 42	1050 x 600 x 1063	E___-M244242AV	2,392	2,481
	Specify the surface type (1, 2). Specify the handle code (L, Q, V). Specify the accent color (A, S).				



	W x D x H (")	W x D x H (mm)	Code	All Laminate (\$)	HPL Surfaces (\$)
Mobile white boards	<i>Non-magnetic surface for use with dry-erase markers on both sides. Brakes on swivel casters.</i>				
	55 x 28 x 64	1375 x 700 x 1610	ENN_-MWB542865	1,767	-
	43 x 28 x 64	1075 x 700 x 1610	ENN_-MWB422865	1,733	-
	Specify the accent color (A, S).				

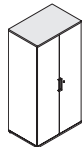


	W x D x H (")	W x D x H (mm)	Code	All Laminate (\$)	HPL Surfaces (\$)
Pencil tray	<i>For mobile white board. Specify the metal finish Silver or Anthracite grey.</i>				
	12 x 3 1/2 x 2	300 x 90 x 50	LGC-PH12_	84	-
	Specify the accent color (A, S).				

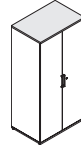


STORAGE UNITS, 72" H

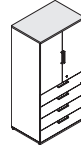
	W x D x H (")	W x D x H (mm)	Code	All Laminate (\$)	HPL Surfaces (\$)
Storage unit with doors	<i>3 adjustable shelves and 1 fixed shelf. Lock.</i>				
	36 x 24 x 72	900 x 600 x 1825	E1__-243672B	1,649	-
	Specify the handle code (L, Q, V). Specify the accent color (A, S).				



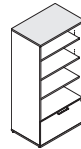
	W x D x H (")	W x D x H (mm)	Code	All Laminate (\$)	HPL Surfaces (\$)
Combined wardrobe/storage unit with doors	<i>Clothes hanger bar and 1 fixed shelf on right side. 4 adjustable shelves on left side. Lock.</i>				
	36 x 24 x 72	900 x 600 x 1825	E1__-243672BC	1,818	-
	Specify the handle code (L, Q, V). Specify the accent color (A, S).				



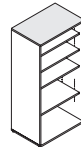
	W x D x H (")	W x D x H (mm)	Code	All Laminate (\$)	HPL Surfaces (\$)
Storage unit with drawers	<i>2 adjustable shelves. 4 box drawers. Interlock system. Locks.</i>				
	36 x 24 x 72	900 x 600 x 1825	E1__-243672BU	2,824	-
	Specify the handle code (L, Q, V). Specify the accent color (A, S).				



	W x D x H (")	W x D x H (mm)	Code	All Laminate (\$)	HPL Surfaces (\$)
Open bookcase with drawer	<i>2 adjustable shelves and 1 fixed shelf. Lateral file drawer with suspension bars. Lock.</i>				
	36 x 24 x 72	900 x 600 x 1825	E1__-B243672F	1,621	-
	Specify the handle code (L, Q, V). Specify the accent color (A, S).				



	W x D x H (")	W x D x H (mm)	Code	All Laminate (\$)	HPL Surfaces (\$)
Open bookcase	<i>3 adjustable shelves and 1 fixed shelf.</i>				
	36 x 24 x 72	900 x 600 x 1825	E1NN-B243672	1,295	-



STORAGE UNITS, 36" H

	W x D x H (")	W x D x H (mm)	Code	All Laminate (\$)	HPL Surfaces (\$)
Bookcase with doors	<i>1 adjustable shelf. Lock.</i>				
	36 x 24 x 36	900 x 600 x 911	E___-243636B	1,121	1,193
	Specify the surface type (1, 2). Specify the handle code (L, Q, V). Specify the accent color (A, S).				



	W x D x H (")	W x D x H (mm)	Code	All Laminate (\$)	HPL Surfaces (\$)
Mobile bookcase with doors	<i>1 adjustable shelf. Lock. 4 swivel casters, 2 with brakes.</i>				
	36 x 24 x 36	900 x 600 x 911	E___-M243636B	1,165	1,238
	Specify the surface type (1, 2). Specify the handle code (L, Q, V). Specify the accent color (A, S).				



	W x D x H (")	W x D x H (mm)	Code	All Laminate (\$)	HPL Surfaces (\$)
Storage unit with drawers	<i>4 box drawers. Interlock system. Lock.</i>				
	36 x 24 x 36	900 x 600 x 911	E___-243636U	1,976	2,049
	Specify the surface type (1, 2). Specify the handle code (L, Q, V). Specify the accent color (A, S).				



	W x D x H (")	W x D x H (mm)	Code	All Laminate (\$)	HPL Surfaces (\$)
Mobile storage unit with drawers	<i>4 box drawers. Interlock system. Lock. 4 swivel casters, 2 with brakes.</i>				
	36 x 24 x 36	900 x 600 x 911	E___-M243636U	2,020	2,093
	Specify the surface type (1, 2). Specify the handle code (L, Q, V). Specify the accent color (A, S).				



	W x D x H (")	W x D x H (mm)	Code	All Laminate (\$)	HPL Surfaces (\$)
Combined storage unit	<i>4 box drawers on left. Bookcase with door on right. 1 adjustable shelf. Locks.</i>				
	36 x 24 x 36	900 x 600 x 911	E___-243636UB	2,184	2,257



Specify the surface type (1, 2). Specify the handle code (L, Q, V).
Specify the accent color (A, S).

Mobile combined storage unit	<i>4 box drawers on left. Bookcase with door on right. 1 adjustable shelf. Locks. 4 swivel casters, 2 with brakes.</i>				
	36 x 24 x 36	900 x 600 x 911	E___-M243636UB	2,228	2,302



Specify the surface type (1, 2). Specify the handle code (L, Q, V).
Specify the accent color (A, S).

Combined storage unit	<i>4 box drawers on right. Bookcase with door on left. 1 adjustable shelf. Locks.</i>				
	36 x 24 x 36	900 x 600 x 911	E___-243636BU	2,184	2,257



Specify the surface type (1, 2). Specify the handle code (L, Q, V).
Specify the accent color (A, S).

Mobile combined storage unit	<i>4 box drawers on right. Bookcase with door on left. 1 adjustable shelf. Locks. 4 swivel casters, 2 with brakes.</i>				
	36 x 24 x 36	900 x 600 x 911	E___-M243636BU	2,228	2,302



Specify the surface type (1, 2). Specify the handle code (L, Q, V).
Specify the accent color (A, S).

Combined storage unit	<i>2 box drawers. Bookcase with doors. 1 adjustable shelf. Locks.</i>				
	36 x 24 x 36	900 x 600 x 911	E___-243636T	1,744	1,818



Specify the surface type (1, 2). Specify the handle code (L, Q, V).
Specify the accent color (A, S).

Mobile combined storage unit	<i>2 box drawers. Bookcase with doors. 1 adjustable shelf. Locks. 4 swivel casters, 2 with brakes.</i>				
	36 x 24 x 36	900 x 600 x 911	E___-M243636T	1,790	1,862



Specify the surface type (1, 2). Specify the handle code (L, Q, V).
Specify the accent color (A, S).

STORAGE UNITS, 29" H

Bookcase with doors	<i>1 adjustable shelf. Lock.</i>				
	36 x 24 x 29	900 x 600 x 735	E___-243629B	1,074	1,147



Specify the surface type (1, 2). Specify the handle code (L, Q, V).
Specify the accent color (A, S).

Mobile bookcase with doors	<i>1 adjustable shelf. Lock. 4 swivel casters, 2 with brakes.</i>				
	36 x 24 x 29	900 x 600 x 735	E___-M243629B	1,121	1,193



Specify the surface type (1, 2). Specify the handle code (L, Q, V).
Specify the accent color (A, S).

Bookcase with door, opens left	<i>1 adjustable shelf. Lock.</i>				
	24 x 24 x 29	600 x 600 x 735	E___-242429BL	990	1,040



Specify the surface type (1, 2). Specify the handle code (L, Q, V).
Specify the accent color (A, S).

Bookcase with door, opens right	<i>1 adjustable shelf. Lock.</i>				
	24 x 24 x 29	600 x 600 x 735	E___-242429BR	990	1,040



Specify the surface type (1, 2). Specify the handle code (L, Q, V).
Specify the accent color (A, S).

	W x D x H (")	W x D x H (mm)	Code	All Laminate (\$)	HPL Surfaces (\$)
Mobile bookcase with door, opens left	<i>1 adjustable shelf. 4 swivel casters, 2 with brakes. Lock.</i>				
	24 x 24 x 29	600 x 600 x 735	E___-M242429BL	1,035	1,087



Specify the surface type (1, 2). Specify the handle code (L, Q, V).
Specify the accent color (A, S).

Mobile bookcase with door, opens right	<i>1 adjustable shelf. 4 swivel casters, 2 with brakes. Lock.</i>				
	24 x 24 x 29	600 x 600 x 735	E___-M242429BR	1,035	1,087



Specify the surface type (1, 2). Specify the handle code (L, Q, V).
Specify the accent color (A, S).

Storage units with drawers	<i>3 box drawers. Interlock system. Lock.</i>				
	36 x 24 x 29	900 x 600 x 735	E___-243629U	1,790	1,862
	24 x 24 x 29	600 x 600 x 735	E___-242429U	1,727	1,800



Specify the surface type (1, 2). Specify the handle code (L, Q, V).
Specify the accent color (A, S).

Mobile storage units with drawers	<i>3 box drawers. Interlock system. Lock. 4 swivel casters, 2 with brakes.</i>				
	36 x 24 x 29	900 x 600 x 735	E___-M243629U	1,834	1,908
	24 x 24 x 29	600 x 600 x 735	E___-M242429U	1,773	1,846



Specify the surface type (1, 2). Specify the handle code (L, Q, V).
Specify the accent color (A, S).

Combined storage unit	<i>3 box drawers on left. Bookcase with door on right. 1 adjustable shelf. Locks.</i>				
	36 x 24 x 29	900 x 600 x 735	E___-243629UB	1,773	1,846



Specify the surface type (1, 2). Specify the handle code (L, Q, V).
Specify the accent color (A, S).

Mobile combined storage unit	<i>3 box drawers on left. Bookcase with door on right. 1 adjustable shelf. Locks. 4 swivel casters, 2 with brakes.</i>				
	36 x 24 x 29	900 x 600 x 735	E___-M243629UB	1,818	1,890



Specify the surface type (1, 2). Specify the handle code (L, Q, V).
Specify the accent color (A, S).

Combined storage unit	<i>3 box drawers on right. Bookcase with door on left. 1 adjustable shelf. Locks.</i>				
	36 x 24 x 29	900 x 600 x 735	E___-243629BU	1,773	1,846



Specify the surface type (1, 2). Specify the handle code (L, Q, V).
Specify the accent color (A, S).

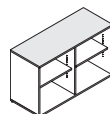
Mobile combined storage unit	<i>3 box drawers on right. Bookcase with door on left. 1 adjustable shelf. Locks. 4 swivel casters, 2 with brakes.</i>				
	36 x 24 x 29	900 x 600 x 735	E___-M243629BU	1,818	1,890



Specify the surface type (1, 2). Specify the handle code (L, Q, V).
Specify the accent color (A, S).

BOOKCASE UNITS, 36" H

Bookcase units	<i>2 adjustable shelves.</i>				
	60 x 24 x 36	1500 x 600 x 911	E_NN-B246036	962	1,059
	48 x 24 x 36	1200 x 600 x 911	E_NN-B244836	861	946



1 adjustable shelf.

	36 x 24 x 36	900 x 600 x 911	E_NN-B243636	770	845
--	--------------	-----------------	--------------	-----	-----



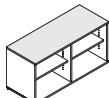
Specify the surface type (1, 2).

	W x D x H (")	W x D x H (mm)	Code	All Laminate (\$)	HPL Surfaces (\$)
Mobile bookcase units	<i>2 adjustable shelves. 6 swivel casters, 4 with brakes.</i>				
	60 x 24 x 36	1500 x 600 x 911	E_NN-MB246036	1,030	1,126
	48 x 24 x 36	1200 x 600 x 911	E_NN-MB244836	928	1,014
	<i>1 adjustable shelf. 4 swivel casters, 2 with brakes.</i>				
	36 x 24 x 36	900 x 600 x 911	E_NN-MB243636	816	889

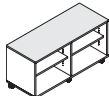


BOOKCASE UNITS, 29" H

	W x D x H (")	W x D x H (mm)	Code	All Laminate (\$)	HPL Surfaces (\$)
Bookcase units	<i>2 adjustable shelves.</i>				
	60 x 24 x 29	1500 x 600 x 735	E_NN-B246029	939	1,030
	48 x 24 x 29	1200 x 600 x 735	E_NN-B244829	845	918
	<i>1 adjustable shelf.</i>				
	36 x 24 x 29	900 x 600 x 735	E_NN-B243629	749	821



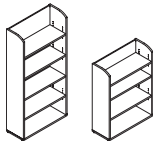
	W x D x H (")	W x D x H (mm)	Code	All Laminate (\$)	HPL Surfaces (\$)
Mobile bookcase units	<i>2 adjustable shelves. 6 swivel casters, 4 with brakes.</i>				
	60 x 24 x 29	1500 x 600 x 735	E_NN-MB246029	1,008	1,097
	48 x 24 x 29	1200 x 600 x 735	E_NN-MB244829	912	985
	<i>1 adjustable shelf. 4 swivel casters, 2 with brakes.</i>				
	36 x 24 x 29	900 x 600 x 735	E_NN-MB243629	793	867



Handle	<i>For mobile units. Specify the metal finish Silver or Anthracite grey.</i>				
	1 7/4 x 7/8 x 2 3/8	438 x 22 x 60	LGC-PULL17_	107	-



Bookcases	<i>3 adjustable shelves. 1 fixed shelf. 1 tone only.</i>				
	36 x 14 x 72	900 x 350 x 1825	ENNN-B367214	923	-
	<i>2 adjustable shelves. 1 fixed shelf. 1 tone only.</i>				
	36 x 14 x 48	900 x 350 x 1215	ENNN-B364814	770	-

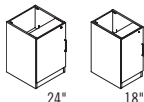


MODULAR CABINETRY

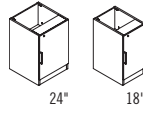
Modular cabinet with doors	<i>Installs under a countertop. 1 adjustable shelf. 4 1/4" H (106 mm) kick plate. Lock. 1 tone only.</i>				
	36 x 25 x 35	900 x 625 x 886	EN__-253635BL	1,121	-



Modular cabinets with door, opens left	<i>Installs under a countertop. 1 adjustable shelf. 4 1/4" H (106 mm) kick plate. Lock. 1 tone only.</i>				
	24 x 25 x 35	600 x 625 x 886	EN__-252435BLL	1,035	-
	18 x 25 x 35	450 x 625 x 886	EN__-251835BLL	793	-



Modular cabinets with door, opens right	<i>Installs under a countertop. 1 adjustable shelf. 4 1/4" H (106 mm) kick plate. Lock. 1 tone only.</i>				
	24 x 25 x 35	600 x 625 x 886	EN__-252435BLR	1,035	-
	18 x 25 x 35	450 x 625 x 886	EN__-251835BLR	793	-



Modular sink cabinet with doors	<i>Installs under a countertop. 4 1/4" H (106 mm) kick plate. Open back to accommodate plumbing. Lock. 1 tone only.</i>				
	36 x 25 x 35	900 x 625 x 886	EN__-253635KL	1,181	-



Modular sink cabinet with door, opens left	<i>Installs under a countertop. 4 1/4" H (106 mm) kick plate. Open back to accommodate plumbing. Lock. 1 tone only.</i>				
	24 x 25 x 35	600 x 625 x 886	EN__-252435KLL	1,097	-



Modular sink cabinet with door, opens right	<i>Installs under a countertop. 4 1/4" H (106 mm) kick plate. Open back to accommodate plumbing. Lock. 1 tone only.</i>				
	24 x 25 x 35	600 x 625 x 886	EN__-252435KLR	1,097	-



Modular cabinet with drawers	<i>Installs under a countertop. 4 drawers. 4 1/4" H (106 mm) kick plate. Lock. 1 tone only.</i>				
	36 x 25 x 35	900 x 625 x 886	EN__-253635UL	1,706	-



Modular cabinets with drawers	<i>Installs under a countertop. 4 drawers. 4 1/4" H (106 mm) kick plate. Lock. 1 tone only.</i>				
	24 x 25 x 35	600 x 625 x 886	EN__-252435UL	1,621	-
	18 x 25 x 35	450 x 625 x 886	EN__-251835UL	1,474	-



Modular cabinet with drawers	<i>Installs under a countertop. 3 box drawers and 1 file drawer. 4 1/4" H (106 mm) kick plate. Locks. 1 tone only.</i>				
	36 x 25 x 35	900 x 625 x 886	EN__-253635UFL	1,677	-





Modular cabinet with drawers	<i>Installs under a countertop. 2 box drawers and 1 file drawer. 4 1/4" H (106 mm) kick plate. Lock. 1 tone only.</i>				
	24 x 25 x 35	600 x 625 x 886	EN__-252435UFL	1,592	-







Modular cabinet with doors and drawers	<i>Installs under a countertop. 2 box drawers. 1 adjustable shelf. 4 1/4" H (106 mm) kick plate. Locks. 1 tone only.</i>				
	36 x 25 x 35	900 x 625 x 886	EN__-253635TL	1,412	-



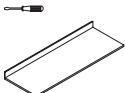
	W x D x H (")	W x D x H (mm)	Code	All Laminate (\$)	HPL Surfaces (\$)
Modular cabinet with door and drawer, opens left	<i>Installs under a countertop. 1 box drawer. 1 adjustable shelf. 4¼" H (106 mm) kick plate. Lock. 1 tone only.</i>				
	24 x 25 x 35	600 x 625 x 886	EN__-252435TLL	1,329	—
	Specify the handle code (L, Q, V). Specify the accent color (A, S).				

Modular cabinet with door and drawer, opens right	<i>Installs under a countertop. 1 box drawer. 1 adjustable shelf. 4¼" H (106 mm) kick plate. Lock. 1 tone only.</i>				
	24 x 25 x 35	600 x 625 x 886	EN__-252435TLR	1,329	—
	Specify the handle code (L, Q, V). Specify the accent color (A, S).				


Modular bookcases	<i>Installs under a countertop. 1 adjustable shelf. 4¼" H (106 mm) kick plate. 1 tone only.</i>				
	36 x 25 x 35	900 x 625 x 886	ENNN-B253635L	826	—
	24 x 25 x 35	600 x 625 x 886	ENNN-B252435L	743	—


Open modules	<i>Installs under a countertop. 1 tone only.</i>				
	36 x 25 x 35	900 x 625 x 886	ENNN-253635SL	535	—
	24 x 25 x 35	600 x 625 x 886	ENNN-252435SL	501	—

ADA sink module	<i>Installs under a countertop. Open back to accommodate plumbing. Pivoting front panel for plumbing accessibility. 1 tone only.</i>				
	36 x 25 x 35	900 x 625 x 886	ENNN-AD253635L	720	—


Rectangular counter tops	<i>Installs on modular cabinets. 4" H (100 mm) back splash. 1 tone only.</i>				
	96 x 26 x 5	2400 x 650 x 125	E_NN-TOBS2696	450	681
	90 x 26 x 5	2250 x 650 x 125	E_NN-TOBS2690	439	664
	84 x 26 x 5	2100 x 650 x 125	E_NN-TOBS2684	427	647
	78 x 26 x 5	1950 x 650 x 125	E_NN-TOBS2678	417	630
	72 x 26 x 5	1800 x 650 x 125	E_NN-TOBS2672	404	613
	66 x 26 x 5	1650 x 650 x 125	E_NN-TOBS2666	393	596
	60 x 26 x 5	1500 x 650 x 125	E_NN-TOBS2660	383	580
	54 x 26 x 5	1350 x 650 x 125	E_NN-TOBS2654	372	562
	48 x 26 x 5	1200 x 650 x 125	E_NN-TOBS2648	361	552
	42 x 26 x 5	1050 x 650 x 125	E_NN-TOBS2642	348	540
	36 x 26 x 5	900 x 650 x 125	E_NN-TOBS2636	338	529
	24 x 26 x 5	600 x 650 x 125	E_NN-TOBS2624	332	518
	18 x 26 x 5	450 x 650 x 125	E_NN-TOBS2618	327	506

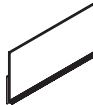
Specify the surface type (1, 2).


Open storage module	<i>Installs on a countertop. 2 adjustable shelves. 2 grommets. 1 tone only.</i>				
	48 x 20 x 36	1200 x 500 x 911	ENNN-M0483620	912	—

Open storage module	<i>Installs on a countertop. 1 adjustable shelf. 1 grommet. 1 tone only.</i>				
	24 x 20 x 36	600 x 500 x 911	ENNN-M0243620	749	—


WALL-MOUNTED SYSTEM FOR ACCESSORIES

Laminate hanging systems	W x D x H (")	W x D x H (mm)	Code	All Laminate (\$)	HPL Surfaces (\$)
	<i>5/8" (16 mm) thick laminate panel. Installation requires appropriate fastening hardware (not included) depending on wall type. 1 tone only.</i>				
	96 x 5/8 x 14	2400 x 16 x 356	ENNN-WMS96	327	—
	90 x 5/8 x 14	2250 x 16 x 356	ENNN-WMS90	320	—
	84 x 5/8 x 14	2100 x 16 x 356	ENNN-WMS84	315	—
	78 x 5/8 x 14	1950 x 16 x 356	ENNN-WMS78	310	—
	72 x 5/8 x 14	1800 x 16 x 356	ENNN-WMS72	305	—
	66 x 5/8 x 14	1650 x 16 x 356	ENNN-WMS66	299	—
	60 x 5/8 x 14	1500 x 16 x 356	ENNN-WMS60	291	—
	54 x 5/8 x 14	1350 x 16 x 356	ENNN-WMS54	286	—
	48 x 5/8 x 14	1200 x 16 x 356	ENNN-WMS48	281	—
	42 x 5/8 x 14	1050 x 16 x 356	ENNN-WMS42	276	—
	36 x 5/8 x 14	900 x 16 x 356	ENNN-WMS36	271	—
	30 x 5/8 x 14	750 x 16 x 356	ENNN-WMS30	264	—

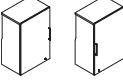
Porcelain white boards	<i>Porcelain magnetic surface for use with dry-erase markers. Pencil tray. Silver anodized aluminum frame. To be used with the Laminate hanging system (sold separately). 1 tone only.</i>				
	96 x 4½ x 48	2400 x 104 x 1219	ENNS-WB9648	1,969	—
	72 x 4½ x 48	1800 x 104 x 1219	ENNS-WB7248	1,576	—
	48 x 4½ x 48	1200 x 104 x 1219	ENNS-WB4848	1,261	—
	96 x 4½ x 42	2400 x 104 x 1067	ENNS-WB9642	1,918	—
	72 x 4½ x 42	1800 x 104 x 1067	ENNS-WB7242	1,536	—
	48 x 4½ x 42	1200 x 104 x 1067	ENNS-WB4842	1,228	—
	96 x 4½ x 36	2400 x 104 x 914	ENNS-WB9636	1,875	—
	72 x 4½ x 36	1800 x 104 x 914	ENNS-WB7236	1,497	—
	48 x 4½ x 36	1200 x 104 x 914	ENNS-WB4836	1,199	—

Tackboards	<i>Natural cork. To be used with the Laminate hanging system (sold separately). 1 tone only.</i>				
	96 x 1¾ x 48	2400 x 44 x 1219	ENN_-TKC9648	918	—
	72 x 1¾ x 48	1800 x 44 x 1219	ENN_-TKC7248	793	—
	48 x 1¾ x 48	1200 x 44 x 1219	ENN_-TKC4848	675	—
	96 x 1¾ x 42	2400 x 44 x 1067	ENN_-TKC9642	861	—
	72 x 1¾ x 42	1800 x 44 x 1067	ENN_-TKC7242	754	—
	48 x 1¾ x 42	1200 x 44 x 1067	ENN_-TKC4842	647	—
	96 x 1¾ x 36	2400 x 44 x 914	ENN_-TKC9636	805	—
	72 x 1¾ x 36	1800 x 44 x 914	ENN_-TKC7236	709	—
	48 x 1¾ x 36	1200 x 44 x 914	ENN_-TKC4836	618	—


Specify the accent color (A, S).

Cabinets with laminate doors, 16" D	<i>Lock. To be used with the Laminate hanging system (sold separately). 1 tone only.</i>				
	36 x 16 x 48	900 x 400 x 1219	EN__-H364816P	1,266	—
	36 x 16 x 36	900 x 400 x 914	EN__-H363616P	1,233	—
	36 x 16 x 30	900 x 400 x 762	EN__-H363016P	1,204	—
	36 x 16 x 24	900 x 400 x 609	EN__-H362416P	1,176	—

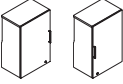
Specify the handle code (L, Q, V). Specify the accent color (A, S).
 48"-30" H:
 2 adjustable shelves.
 24" H:
 1 adjustable shelf.

	W x D x H (")	W x D x H (mm)	Code	All Laminate (\$)	HPL Surfaces (\$)
Cabinets with laminate door, 16" D					
	<i>Lock. To be used with the Laminate hanging system (sold separately). 1 tone only.</i>				
	24 x 16 x 48	600 x 400 x 1219	EN__-H244816PL	1,115	--
	24 x 16 x 48	600 x 400 x 1219	EN__-H244816PR	1,115	--
	24 x 16 x 36	600 x 400 x 914	EN__-H243616PL	1,087	--
	24 x 16 x 36	600 x 400 x 914	EN__-H243616PR	1,087	--
48"-30" H: 2 adjustable shelves. 24" H: 1 adjustable shelf.	24 x 16 x 30	600 x 400 x 762	EN__-H243016PL	1,059	--
	24 x 16 x 30	600 x 400 x 762	EN__-H243016PR	1,059	--
L at the end of the code: opens left. R at the end of the code: opens right.	24 x 16 x 24	600 x 400 x 609	EN__-H242416PL	1,030	--
	24 x 16 x 24	600 x 400 x 609	EN__-H242416PR	1,030	--
	18 x 16 x 48	450 x 400 x 1219	EN__-H184816PL	1,002	--
	18 x 16 x 48	450 x 400 x 1219	EN__-H184816PR	1,002	--
	18 x 16 x 36	450 x 400 x 914	EN__-H183616PL	980	--
	18 x 16 x 36	450 x 400 x 914	EN__-H183616PR	980	--
	18 x 16 x 30	450 x 400 x 762	EN__-H183016PL	957	--
	18 x 16 x 30	450 x 400 x 762	EN__-H183016PR	957	--
	18 x 16 x 24	450 x 400 x 609	EN__-H182416PL	933	--
	18 x 16 x 24	450 x 400 x 609	EN__-H182416PR	933	--


Specify the handle code (L, Q, V). Specify the accent color (A, S).

	W x D x H (")	W x D x H (mm)	Code	All Laminate (\$)	HPL Surfaces (\$)
Cabinets with laminate doors, 13" D					
	<i>Lock. To be used with the Laminate hanging system (sold separately). 1 tone only.</i>				
	36 x 13 x 48	900 x 325 x 1219	EN__-H364813P	1,243	--
	36 x 13 x 36	900 x 325 x 914	EN__-H363613P	1,209	--
	36 x 13 x 30	900 x 325 x 762	EN__-H363013P	1,181	--
	36 x 13 x 24	900 x 325 x 609	EN__-H362413P	1,154	--

Specify the handle code (L, Q, V). Specify the accent color (A, S).

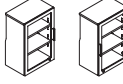
	W x D x H (")	W x D x H (mm)	Code	All Laminate (\$)	HPL Surfaces (\$)
Cabinets with laminate door, 13" D					
	<i>Lock. To be used with the Laminate hanging system (sold separately). 1 tone only.</i>				
	24 x 13 x 48	600 x 325 x 1219	EN__-H244813PL	1,092	--
	24 x 13 x 48	600 x 325 x 1219	EN__-H244813PR	1,092	--
	24 x 13 x 36	600 x 325 x 914	EN__-H243613PL	1,064	--
	24 x 13 x 36	600 x 325 x 914	EN__-H243613PR	1,064	--
48"-30" H: 2 adjustable shelves. 24" H: 1 adjustable shelf.	24 x 13 x 30	600 x 325 x 762	EN__-H243013PL	1,035	--
	24 x 13 x 30	600 x 325 x 762	EN__-H243013PR	1,035	--
L at the end of the code: opens left. R at the end of the code: opens right.	24 x 13 x 24	600 x 325 x 609	EN__-H242413PL	1,008	--
	24 x 13 x 24	600 x 325 x 609	EN__-H242413PR	1,008	--
	18 x 13 x 48	450 x 325 x 1219	EN__-H184813PL	980	--
	18 x 13 x 48	450 x 325 x 1219	EN__-H184813PR	980	--
	18 x 13 x 36	450 x 325 x 914	EN__-H183613PL	957	--
	18 x 13 x 36	450 x 325 x 914	EN__-H183613PR	957	--
	18 x 13 x 30	450 x 325 x 762	EN__-H183013PL	933	--
	18 x 13 x 30	450 x 325 x 762	EN__-H183013PR	933	--
	18 x 13 x 24	450 x 325 x 609	EN__-H182413PL	912	--
	18 x 13 x 24	450 x 325 x 609	EN__-H182413PR	912	--

Specify the handle code (L, Q, V). Specify the accent color (A, S).


	W x D x H (")	W x D x H (mm)	Code	All Laminate (\$)	HPL Surfaces (\$)
Cabinets with translucent door, 16" D					
	<i>With Silver anodized frame doors and translucent insert. Lock. To be used with the Laminate hanging system (sold separately). 1 tone only.</i>				
	36 x 16 x 48	900 x 400 x 1219	EN_S-H364816T	1,548	--
	36 x 16 x 36	900 x 400 x 914	EN_S-H363616T	1,514	--
	36 x 16 x 30	900 x 400 x 762	EN_S-H363016T	1,485	--
	36 x 16 x 24	900 x 400 x 609	EN_S-H362416T	1,457	--

Specify the handle code (Q, V).

48"-30" H:
2 adjustable shelves.
24" H:
1 adjustable shelf.

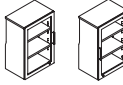
	W x D x H (")	W x D x H (mm)	Code	All Laminate (\$)	HPL Surfaces (\$)
Cabinets with translucent door, 16" D					
	<i>With Silver anodized frame door and translucent insert. Lock. To be used with the Laminate hanging system (sold separately). 1 tone only.</i>				
	24 x 16 x 48	600 x 400 x 1219	EN_S-H244816TL	1,255	--
	24 x 16 x 48	600 x 400 x 1219	EN_S-H244816TR	1,255	--
	24 x 16 x 36	600 x 400 x 914	EN_S-H243616TL	1,228	--
	24 x 16 x 36	600 x 400 x 914	EN_S-H243616TR	1,228	--
48"-30" H: 2 adjustable shelves. 24" H: 1 adjustable shelf.	24 x 16 x 30	600 x 400 x 762	EN_S-H243016TL	1,199	--
	24 x 16 x 30	600 x 400 x 762	EN_S-H243016TR	1,199	--
L at the end of the code: opens left. R at the end of the code: opens right.	24 x 16 x 24	600 x 400 x 609	EN_S-H242416TL	1,171	--
	24 x 16 x 24	600 x 400 x 609	EN_S-H242416TR	1,171	--
	18 x 16 x 48	450 x 400 x 1219	EN_S-H184816TL	1,142	--
	18 x 16 x 48	450 x 400 x 1219	EN_S-H184816TR	1,142	--
	18 x 16 x 36	450 x 400 x 914	EN_S-H183616TL	1,121	--
	18 x 16 x 36	450 x 400 x 914	EN_S-H183616TR	1,121	--
	18 x 16 x 30	450 x 400 x 762	EN_S-H183016TL	1,097	--
	18 x 16 x 30	450 x 400 x 762	EN_S-H183016TR	1,097	--
	18 x 16 x 24	450 x 400 x 609	EN_S-H182416TL	1,074	--
	18 x 16 x 24	450 x 400 x 609	EN_S-H182416TR	1,074	--

Specify the handle code (Q, V).

	W x D x H (")	W x D x H (mm)	Code	All Laminate (\$)	HPL Surfaces (\$)
Cabinets with translucent doors, 13" D					
	<i>With Silver anodized frame doors and translucent insert. Lock. To be used with the Laminate hanging system (sold separately). 1 tone only.</i>				
	36 x 13 x 48	900 x 325 x 1219	EN_S-H364813T	1,524	--
	36 x 13 x 36	900 x 325 x 914	EN_S-H363613T	1,491	--
	36 x 13 x 30	900 x 325 x 762	EN_S-H363013T	1,463	--
	36 x 13 x 24	900 x 325 x 609	EN_S-H362413T	1,436	--

Specify the handle code (Q, V).

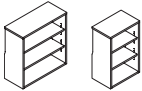
48"-30" H:
2 adjustable shelves.
24" H:
1 adjustable shelf.

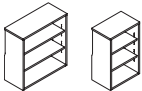
	W x D x H (")	W x D x H (mm)	Code	All Laminate (\$)	HPL Surfaces (\$)
Cabinets with translucent door, 13" D					
	<i>With Silver anodized frame door and translucent insert. Lock. To be used with the Laminate hanging system (sold separately). 1 tone only.</i>				
	24 x 13 x 48	600 x 325 x 1219	EN_S-H244813TL	1,233	--
	24 x 13 x 48	600 x 325 x 1219	EN_S-H244813TR	1,233	--
	24 x 13 x 36	600 x 325 x 914	EN_S-H243613TL	1,204	--
	24 x 13 x 36	600 x 325 x 914	EN_S-H243613TR	1,204	--
48"-30" H: 2 adjustable shelves. 24" H: 1 adjustable shelf.	24 x 13 x 30	600 x 325 x 762	EN_S-H243013TL	1,176	--
	24 x 13 x 30	600 x 325 x 762	EN_S-H243013TR	1,176	--
L at the end of the code: opens left. R at the end of the code: opens right.	24 x 13 x 24	600 x 325 x 609	EN_S-H242413TL	1,147	--
	24 x 13 x 24	600 x 325 x 609	EN_S-H242413TR	1,147	--
	18 x 13 x 48	450 x 325 x 1219	EN_S-H184813TL	1,121	--
	18 x 13 x 48	450 x 325 x 1219	EN_S-H184813TR	1,121	--
	18 x 13 x 36	450 x 325 x 914	EN_S-H183613TL	1,097	--
	18 x 13 x 36	450 x 325 x 914	EN_S-H183613TR	1,097	--
	18 x 13 x 30	450 x 325 x 762	EN_S-H183013TL	1,074	--
	18 x 13 x 30	450 x 325 x 762	EN_S-H183013TR	1,074	--
	18 x 13 x 24	450 x 325 x 609	EN_S-H182413TL	1,052	--
	18 x 13 x 24	450 x 325 x 609	EN_S-H182413TR	1,052	--

Specify the handle code (Q, V).

48"-30" H:
2 adjustable shelves.
24" H:
1 adjustable shelf.

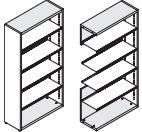
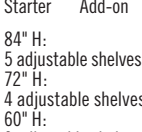
L at the end of the code: opens left.
R at the end of the code: opens right.

	W x D x H ("")	W x D x H (mm)	Code	All Laminate (\$)	HPL Surfaces (\$)
Open cabinets, 16" D					
<i>To be used with the Laminate hanging system (sold separately). 1 tone only.</i>					
	36 x 16 x 48	900 x 400 x 1219	ENN_-H364816	1,040	—
	24 x 16 x 48	600 x 400 x 1219	ENN_-H244816	1,002	—
	18 x 16 x 48	450 x 400 x 1219	ENN_-H184816	889	—
	36 x 16 x 36	900 x 400 x 914	ENN_-H363616	1,008	—
	24 x 16 x 36	600 x 400 x 914	ENN_-H243616	974	—
	18 x 16 x 36	450 x 400 x 914	ENN_-H183616	867	—
	36 x 16 x 30	900 x 400 x 762	ENN_-H363016	980	—
	24 x 16 x 30	600 x 400 x 762	ENN_-H243016	946	—
	18 x 16 x 30	450 x 400 x 762	ENN_-H183016	845	—
	36 x 16 x 24	900 x 400 x 609	ENN_-H362416	952	—
24 x 16 x 24	600 x 400 x 609	ENN_-H242416	918	—	
18 x 16 x 24	450 x 400 x 609	ENN_-H182416	821	—	
Specify the accent color (A, S).					

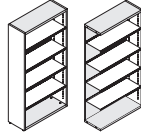
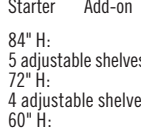
	W x D x H ("")	W x D x H (mm)	Code	All Laminate (\$)	HPL Surfaces (\$)
Open cabinets, 13" D					
<i>To be used with the Laminate hanging system (sold separately). 1 tone only.</i>					
	36 x 13 x 48	900 x 325 x 1219	ENN_-H364813	1,030	—
	24 x 13 x 48	600 x 325 x 1219	ENN_-H244813	990	—
	18 x 13 x 48	450 x 325 x 1219	ENN_-H184813	878	—
	36 x 13 x 36	900 x 325 x 914	ENN_-H363613	995	—
	24 x 13 x 36	600 x 325 x 914	ENN_-H243613	962	—
	18 x 13 x 36	450 x 325 x 914	ENN_-H183613	855	—
	36 x 13 x 30	900 x 325 x 762	ENN_-H363013	967	—
	24 x 13 x 30	600 x 325 x 762	ENN_-H243013	933	—
	18 x 13 x 30	450 x 325 x 762	ENN_-H183013	833	—
	36 x 13 x 24	900 x 325 x 609	ENN_-H362413	939	—
24 x 13 x 24	600 x 325 x 609	ENN_-H242413	906	—	
18 x 13 x 24	450 x 325 x 609	ENN_-H182413	811	—	
Specify the accent color (A, S).					

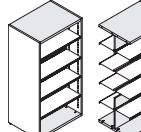
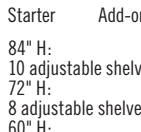
SHELVINGS

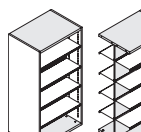
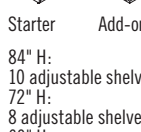
Thermofused laminate frame. Levelers with 1½" (38 mm) height adjustment. Shelves: 18-gauge steel, Anthracite grey paint, load capacity 150 lbs (86 kg). Anti-tip shelves can be individually positioned flat or angled at 45° for display. Shelves are packaged separately.

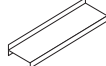
	W x D x H ("")	W x D x H (mm)	Code	All Laminate (\$)	HPL Surfaces (\$)
Single-sided shelvings – open back					
<i>Single-faced shelvings must be anchored to a wall for safety and stability.</i>					
	Starter				
	37 x 14 x 84	925 x 344 x 2130	E5NN-BOS1484	1,417	—
	37 x 14 x 72	925 x 344 x 1825	E5NN-BOS1472	1,283	—
	37 x 14 x 60	925 x 344 x 1520	E5NN-BOS1460	1,126	—
	Add-on				
	<i>Height must be equal to the starter unit.</i>				
	36 x 14 x 84	900 x 344 x 2130	E5NN-BOA1484	1,305	—
	36 x 14 x 72	900 x 344 x 1825	E5NN-BOA1472	1,165	—
	36 x 14 x 60	900 x 344 x 1520	E5NN-BOA1460	990	—

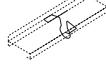

Starter Add-on
84" H:
5 adjustable shelves.
72" H:
4 adjustable shelves.
60" H:
3 adjustable shelves.


	W x D x H ("")	W x D x H (mm)	Code	All Laminate (\$)	HPL Surfaces (\$)	
Single-sided shelvings – closed back						
<i>Single-faced shelvings must be anchored to a wall for safety and stability.</i>						
	Starter					
	37 x 14 x 84	925 x 344 x 2130	E5NN-BCS1484	1,565	—	
	37 x 14 x 72	925 x 344 x 1825	E5NN-BCS1472	1,423	—	
	37 x 14 x 60	925 x 344 x 1520	E5NN-BCS1460	1,233	—	
	37 x 14 x 48	925 x 344 x 1215	E5NN-BCS1448	974	—	
	37 x 14 x 42	925 x 344 x 1063	E5NN-BCS1442	889	—	
	Add-on					
	<i>Height must be equal to the starter unit.</i>					
	84" H: 5 adjustable shelves.	36 x 14 x 84	900 x 344 x 2130	E5NN-BCA1484	1,417	—
	72" H: 4 adjustable shelves.	36 x 14 x 72	900 x 344 x 1825	E5NN-BCA1472	1,266	—
	60" H: 3 adjustable shelves.	36 x 14 x 60	900 x 344 x 1520	E5NN-BCA1460	1,069	—
	36 x 14 x 48	900 x 344 x 1215	E5NN-BCA1448	878	—	
	36 x 14 x 42	900 x 344 x 1063	E5NN-BCA1442	821	—	

	W x D x H ("")	W x D x H (mm)	Code	All Laminate (\$)	HPL Surfaces (\$)
Double-sided shelvings – open back					
<i>Double-sided shelvings must be anchored to a wall for safety and stability.</i>					
	Starter				
	37 x 26 x 84	925 x 665 x 2130	E5NN-BOS2684	2,409	—
	37 x 26 x 72	925 x 665 x 1825	E5NN-BOS2672	2,116	—
	37 x 26 x 60	925 x 665 x 1520	E5NN-BOS2660	1,824	—
	Add-on				
	<i>Height must be equal to the starter unit.</i>				
	84" H: 10 adjustable shelves.	36 x 26 x 84	900 x 665 x 2130	E5NN-BOA2684	2,156
72" H: 8 adjustable shelves.	36 x 26 x 72	900 x 665 x 1825	E5NN-BOA2672	1,902	—
60" H: 6 adjustable shelves.	36 x 26 x 60	900 x 665 x 1520	E5NN-BOA2660	1,649	—

	W x D x H ("")	W x D x H (mm)	Code	All Laminate (\$)	HPL Surfaces (\$)	
Double-sided shelvings – closed back						
<i>Double-sided shelvings must be anchored to a wall for safety and stability.</i>						
	Starter					
	37 x 26 x 84	925 x 665 x 2130	E5NN-BCS2684	2,486	—	
	37 x 26 x 72	925 x 665 x 1825	E5NN-BCS2672	2,195	—	
	37 x 26 x 60	925 x 665 x 1520	E5NN-BCS2660	1,862	—	
	Add-on					
	<i>Height must be equal to the starter unit.</i>					
	84" H: 10 adjustable shelves.	36 x 26 x 84	900 x 665 x 2130	E5NN-BCA2684	2,233	—
	72" H: 8 adjustable shelves.	36 x 26 x 72	900 x 665 x 1825	E5NN-BCA2672	1,969	—
	36 x 26 x 60	900 x 665 x 1520	E5NN-BCA2660	1,677	—	
	36 x 26 x 48	900 x 665 x 1215	E5NN-BCA2648	1,384	—	
	36 x 26 x 42	900 x 665 x 1063	E5NN-BCA2642	1,316	—	

	W x D x H ("")	W x D x H (mm)	Code	All Laminate (\$)	HPL Surfaces (\$)
Additional shelf					
<i>Anthracite grey 18-gauge steel with anti-tip device. Shelf can be positioned flat or angled for display.</i>					
	35 x 12 x 2	873 x 308 x 51	ENNN-BSHM	112	—

	W x D x H ("")	W x D x H (mm)	Code	All Laminate (\$)	HPL Surfaces (\$)
Wire supports for books					
<i>Steel. Installs under the shelves.</i>					
	<i>Package of 2.</i>				
	8 ½ x 13 x 9	210 x 330 x 225	ENNN-BDIVM2	96	—
	<i>Package of 10.</i>				
	8 ½ x 13 x 9	210 x 330 x 225	ENNN-BDIVM10	286	—

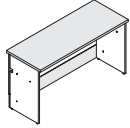
	W x D x H ("")	W x D x H (mm)	Code	All Laminate (\$)	HPL Surfaces (\$)
Mobile book cart					
<i>2 double-faced slanted shelves. 1 fixed flat shelf. 4 swivel casters, 2 with brakes. Lower and middle shelf clearance 10 13/16".</i>					
	30 x 18 x 36	750 x 450 x 911	ENN_-MA183036	1,316	—
Specify the accent color (A, S).					

 = ASSEMBLY REQUIRED

CIRCULATION DESKS – 39" H

Full height 2-tone modesty panel. Levelers with 1½" (38 mm) height adjustment. All side panels come with wire access unless otherwise specified. End panel (ENNN-GFP2839) may be required to complete a circulation desk layout.

	W x D x H (")	W x D x H (mm)	Code	All Laminate (\$)	HPL Surfaces (\$)
Rectangular counters	84 x 28 x 39	2100 x 700 x 987	E_N_-G288439	1,008	1,165
	78 x 28 x 39	1950 x 700 x 987	E_N_-G287839	980	1,136
	72 x 28 x 39	1800 x 700 x 987	E_N_-G287239	946	1,097
	66 x 28 x 39	1650 x 700 x 987	E_N_-G286639	928	1,074
	60 x 28 x 39	1500 x 700 x 987	E_N_-G286039	912	1,059
	54 x 28 x 39	1350 x 700 x 987	E_N_-G285439	889	1,030
	48 x 28 x 39	1200 x 700 x 987	E_N_-G284839	872	1,014
	42 x 28 x 39	1050 x 700 x 987	E_N_-G284239	850	985
	36 x 28 x 39	900 x 700 x 987	E_N_-G283639	833	967



Surface grocket option, add H at the end of the code. 84" to 48": 2 grommets. 42" to 36": 1 grocket.

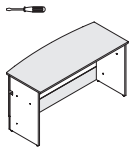
84" to 78": Packaged in 2 boxes.

Specify the surface type (1, 2). Grocket option, specify the accent color (A, S) or specify N for no grocket.

84 x 28 x 39½	2100 x 700 x 1000	E_N_-G288439	1,074	1,243
78 x 28 x 39½	1950 x 700 x 1000	E_N_-G287839	1,046	1,214
72 x 28 x 39½	1800 x 700 x 1000	E_N_-G287239	1,024	1,188
66 x 28 x 39½	1650 x 700 x 1000	E_N_-G286639	995	1,159
60 x 28 x 39½	1500 x 700 x 1000	E_N_-G286039	974	1,126
54 x 28 x 39½	1350 x 700 x 1000	E_N_-G285439	939	1,092
48 x 28 x 39½	1200 x 700 x 1000	E_N_-G284839	923	1,069
42 x 28 x 39½	1050 x 700 x 1000	E_N_-G284239	900	1,046
36 x 28 x 39½	900 x 700 x 1000	E_N_-G283639	883	1,024

Specify the surface type (5, 6). Grocket option, specify the accent color (A, S) or specify N for no grocket.

	W x D x H (")	W x D x H (mm)	Code	All Laminate (\$)	HPL Surfaces (\$)
Bow front counters	84 x 31 x 39	2100 x 775 x 987	E_N_-G288439A	1,165	1,350
	78 x 31 x 39	1950 x 775 x 987	E_N_-G287839A	1,136	1,321
	72 x 31 x 39	1800 x 775 x 987	E_N_-G287239A	1,097	1,277
	66 x 31 x 39	1650 x 775 x 987	E_N_-G286639A	1,074	1,243
	60 x 31 x 39	1500 x 775 x 987	E_N_-G286039A	1,059	1,228
	54 x 31 x 39	1350 x 775 x 987	E_N_-G285439A	1,030	1,193
	48 x 31 x 39	1200 x 775 x 987	E_N_-G284839A	1,014	1,171
	42 x 31 x 39	1050 x 775 x 987	E_N_-G284239A	985	1,142
	36 x 31 x 39	900 x 775 x 987	E_N_-G283639A	967	1,121



Surface grocket option, add H at the end of the code. 84" to 48": 2 grommets. 42" to 36": 1 grocket.

84" to 78": Packaged in 2 boxes.

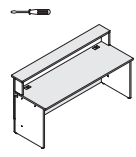
Specify the surface type (1, 2). Grocket option, specify the accent color (A, S) or specify N for no grocket.

84 x 31 x 39½	2100 x 775 x 1000	E_N_-G288439A	1,243	1,446
78 x 31 x 39½	1950 x 775 x 1000	E_N_-G287839A	1,214	1,412
72 x 31 x 39½	1800 x 775 x 1000	E_N_-G287239A	1,188	1,378
66 x 31 x 39½	1650 x 775 x 1000	E_N_-G286639A	1,159	1,340
60 x 31 x 39½	1500 x 775 x 1000	E_N_-G286039A	1,126	1,305
54 x 31 x 39½	1350 x 775 x 1000	E_N_-G285439A	1,092	1,272
48 x 31 x 39½	1200 x 775 x 1000	E_N_-G284839A	1,069	1,238
42 x 31 x 39½	1050 x 775 x 1000	E_N_-G284239A	1,046	1,214
36 x 31 x 39½	900 x 775 x 1000	E_N_-G283639A	1,024	1,188

Specify the surface type (5, 6). Grocket option, specify the accent color (A, S) or specify N for no grocket.

Reception desks

	W x D x H (")	W x D x H (mm)	Code	All Laminate (\$)	HPL Surfaces (\$)
9" (228 mm) deep transaction shelf. Grocket.	84 x 28 x 39	2100 x 700 x 987	E_N_-GS2884H	1,154	1,305
	78 x 28 x 39	1950 x 700 x 987	E_N_-GS2878H	1,126	1,277
	72 x 28 x 39	1800 x 700 x 987	E_N_-GS2872H	1,097	1,243
	66 x 28 x 39	1650 x 700 x 987	E_N_-GS2866H	1,080	1,222
	60 x 28 x 39	1500 x 700 x 987	E_N_-GS2860H	1,064	1,204
	54 x 28 x 39	1350 x 700 x 987	E_N_-GS2854H	1,040	1,176
	48 x 28 x 39	1200 x 700 x 987	E_N_-GS2848H	1,024	1,159
	42 x 28 x 39	1050 x 700 x 987	E_N_-GS2842H	1,008	1,131
	36 x 28 x 39	900 x 700 x 987	E_N_-GS2836H	985	1,115



84" to 48": 2 grommets. 42" to 36": 1 grocket.

84" to 54": Packaged in 2 boxes.

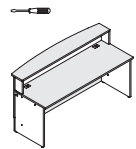
Specify the surface type (1, 2). Specify the accent color (A, S).

84 x 28 x 39½	2100 x 700 x 1000	E_N_-GS2884H	1,222	1,384
78 x 28 x 39½	1950 x 700 x 1000	E_N_-GS2878H	1,193	1,355
72 x 28 x 39½	1800 x 700 x 1000	E_N_-GS2872H	1,171	1,329
66 x 28 x 39½	1650 x 700 x 1000	E_N_-GS2866H	1,142	1,300
60 x 28 x 39½	1500 x 700 x 1000	E_N_-GS2860H	1,121	1,266
54 x 28 x 39½	1350 x 700 x 1000	E_N_-GS2854H	1,092	1,238
48 x 28 x 39½	1200 x 700 x 1000	E_N_-GS2848H	1,074	1,214
42 x 28 x 39½	1050 x 700 x 1000	E_N_-GS2842H	1,059	1,193
36 x 28 x 39½	900 x 700 x 1000	E_N_-GS2836H	1,035	1,171

Specify the surface type (5, 6). Specify the accent color (A, S).

Reception desks, bow transaction shelf

	W x D x H (")	W x D x H (mm)	Code	All Laminate (\$)	HPL Surfaces (\$)
13" (330 mm) deep bow front transaction shelf. Grocket.	84 x 31 x 39	2100 x 775 x 987	E_N_-GS2884AH	1,238	1,402
	78 x 31 x 39	1950 x 775 x 987	E_N_-GS2878AH	1,209	1,373
	72 x 31 x 39	1800 x 775 x 987	E_N_-GS2872AH	1,181	1,340
	66 x 31 x 39	1650 x 775 x 987	E_N_-GS2866AH	1,165	1,311
	60 x 31 x 39	1500 x 775 x 987	E_N_-GS2860AH	1,142	1,289
	54 x 31 x 39	1350 x 775 x 987	E_N_-GS2854AH	1,121	1,266
	48 x 31 x 39	1200 x 775 x 987	E_N_-GS2848AH	1,097	1,243
	42 x 31 x 39	1050 x 775 x 987	E_N_-GS2842AH	1,080	1,214
	36 x 31 x 39	900 x 775 x 987	E_N_-GS2836AH	1,064	1,193



84" to 48": 2 grommets. 42" to 36": 1 grocket.

84" to 54": Packaged in 2 boxes.

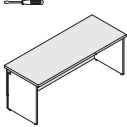
Specify the surface type (1, 2). Specify the accent color (A, S).

84 x 31 x 39½	2100 x 775 x 1000	E_N_-GS2884AH	1,311	1,485
78 x 31 x 39½	1950 x 775 x 1000	E_N_-GS2878AH	1,283	1,457
72 x 31 x 39½	1800 x 775 x 1000	E_N_-GS2872AH	1,261	1,429
66 x 31 x 39½	1650 x 775 x 1000	E_N_-GS2866AH	1,233	1,389
60 x 31 x 39½	1500 x 775 x 1000	E_N_-GS2860AH	1,204	1,361
54 x 31 x 39½	1350 x 775 x 1000	E_N_-GS2854AH	1,176	1,334
48 x 31 x 39½	1200 x 775 x 1000	E_N_-GS2848AH	1,159	1,305
42 x 31 x 39½	1050 x 775 x 1000	E_N_-GS2842AH	1,131	1,283
36 x 31 x 39½	900 x 775 x 1000	E_N_-GS2836AH	1,115	1,261

Specify the surface type (5, 6). Specify the accent color (A, S).

CIRCULATION DESKS – 29" H

Full height 2-tone modesty panel. Levelers with 1½" (38 mm) height adjustment. All side panels come with wire access unless otherwise specified. End panel (ENNN-GFP2829) may be required to complete a circulation desk layout.

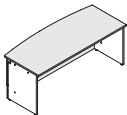
	W x D x H (")	W x D x H (mm)	Code	All Laminate (\$)	HPL Surfaces (\$)
Rectangular counters 	84 x 28 x 29	2100 x 700 x 735	E_N_-G288429	962	1,115
	78 x 28 x 29	1950 x 700 x 735	E_N_-G287829	933	1,087
	72 x 28 x 29	1800 x 700 x 735	E_N_-G287229	912	1,059
	66 x 28 x 29	1650 x 700 x 735	E_N_-G286629	889	1,030
	60 x 28 x 29	1500 x 700 x 735	E_N_-G286029	872	1,014
	54 x 28 x 29	1350 x 700 x 735	E_N_-G285429	850	985
	48 x 28 x 29	1200 x 700 x 735	E_N_-G284829	833	967
	42 x 28 x 29	1050 x 700 x 735	E_N_-G284229	816	939
	36 x 28 x 29	900 x 700 x 735	E_N_-G283629	793	923

Surface grommet option, add H at the end of the code. 84" to 48": 2 grommets. 42" to 36": 1 grommet.

Specify the surface type (1, 2). Grommet option, specify the accent color (A, S) or specify N for no grommet.

84 x 28 x 29½	2100 x 700 x 748	E_N_-G288429	1,030	1,193
78 x 28 x 29½	1950 x 700 x 748	E_N_-G287829	1,008	1,165
72 x 28 x 29½	1800 x 700 x 748	E_N_-G287229	980	1,136
66 x 28 x 29½	1650 x 700 x 748	E_N_-G286629	957	1,107
60 x 28 x 29½	1500 x 700 x 748	E_N_-G286029	928	1,074
54 x 28 x 29½	1350 x 700 x 748	E_N_-G285429	900	1,046
48 x 28 x 29½	1200 x 700 x 748	E_N_-G284829	883	1,024
42 x 28 x 29½	1050 x 700 x 748	E_N_-G284229	867	1,008
36 x 28 x 29½	900 x 700 x 748	E_N_-G283629	845	980

Specify the surface type (5, 6). Grommet option, specify the accent color (A, S) or specify N for no grommet.


	W x D x H (")	W x D x H (mm)	Code	All Laminate (\$)	HPL Surfaces (\$)
Bow front counters 	84 x 31 x 29	2100 x 775 x 735	E_N_-G288429A	1,115	1,289
	78 x 31 x 29	1950 x 775 x 735	E_N_-G287829A	1,087	1,261
	72 x 31 x 29	1800 x 775 x 735	E_N_-G287229A	1,059	1,228
	66 x 31 x 29	1650 x 775 x 735	E_N_-G286629A	1,030	1,193
	60 x 31 x 29	1500 x 775 x 735	E_N_-G286029A	1,014	1,171
	54 x 31 x 29	1350 x 775 x 735	E_N_-G285429A	985	1,142
	48 x 31 x 29	1200 x 775 x 735	E_N_-G284829A	967	1,121
	42 x 31 x 29	1050 x 775 x 735	E_N_-G284229A	939	1,092
	36 x 31 x 29	900 x 775 x 735	E_N_-G283629A	923	1,069

Surface grommet option, add H at the end of the code. 84" to 48": 2 grommets. 42" to 36": 1 grommet.

Specify the surface type (1, 2). Grommet option, specify the accent color (A, S) or specify N for no grommet.

84 x 31 x 29½	2100 x 775 x 748	E_N_-G288429A	1,193	1,384
78 x 31 x 29½	1950 x 775 x 748	E_N_-G287829A	1,165	1,350
72 x 31 x 29½	1800 x 775 x 748	E_N_-G287229A	1,136	1,321
66 x 31 x 29½	1650 x 775 x 748	E_N_-G286629A	1,107	1,283
60 x 31 x 29½	1500 x 775 x 748	E_N_-G286029A	1,074	1,243
54 x 31 x 29½	1350 x 775 x 748	E_N_-G285429A	1,046	1,214
48 x 31 x 29½	1200 x 775 x 748	E_N_-G284829A	1,024	1,188
42 x 31 x 29½	1050 x 775 x 748	E_N_-G284229A	1,008	1,165
36 x 31 x 29½	900 x 775 x 748	E_N_-G283629A	980	1,136

Specify the surface type (5, 6). Grommet option, specify the accent color (A, S) or specify N for no grommet.

	W x D x H (")	W x D x H (mm)	Code	All Laminate (\$)	HPL Surfaces (\$)
End panels 	1 panel. Reversible. Required to cover unused openings or to complete a circulation desk layout.				
	1 x 28 x 42	25 x 700 x 1065	ENNN-GFP2839	242	–
	1 x 28 x 32	25 x 700 x 815	ENNN-GFP2829	225	–

 = ASSEMBLY REQUIRED

ADA rectangular counters, 32" H



W x D x H (")	W x D x H (mm)	Code	All Laminate (\$)	HPL Surfaces (\$)
<i>No wire access on side panel.</i>				
36 x 28 x 32	900 x 700 x 813	E_NN-G283632	637	737

Specify the surface type (1, 2).

36 x 28 x 32½	900 x 700 x 826	E_NN-G283632	670	777
---------------	-----------------	--------------	-----	-----

Specify the surface type (5, 6).

ADA bow front counters, 32" H



W x D x H (")	W x D x H (mm)	Code	All Laminate (\$)	HPL Surfaces (\$)
<i>No wire access on side panel.</i>				
36 x 31 x 32	900 x 775 x 813	E_NN-G283632A	732	833

Specify the surface type (1, 2).

36 x 31 x 32½	900 x 775 x 826	E_NN-G283632A	765	872
---------------	-----------------	---------------	-----	-----

Specify the surface type (5, 6).

Corner bookcase units, 39" H



W x D x H (")	W x D x H (mm)	Code	All Laminate (\$)	HPL Surfaces (\$)
<i>2 adjustable shelves. No wire access on side panel.</i>				
28 x 28 x 39	700 x 700 x 987	E1NN-GB282839	918	–

1" (25 mm) thick laminate top.

28 x 28 x 39½	700 x 700 x 1000	E5NN-GB282839	957	–
---------------	------------------	---------------	-----	---

1½" (38 mm) thick laminate top.

Corner bookcase units, 29" H



W x D x H (")	W x D x H (mm)	Code	All Laminate (\$)	HPL Surfaces (\$)
<i>1 adjustable shelf. No wire access on side panel.</i>				
28 x 28 x 29	700 x 700 x 735	E1NN-GB282829	788	–


1" (25 mm) thick laminate top.


28 x 28 x 29½	700 x 700 x 748	E5NN-GB282829	826	–
---------------	-----------------	---------------	-----	---


1½" (38 mm) thick laminate top.

CIRCULATION DESK STORAGE UNITS – 39" H

Full height 2-tone modesty panel. Levelers with 1½" (38 mm) height adjustment. All side panels come with wire access unless otherwise specified. End panels (ENNN-GFP2839) may be required to complete a circulation desk layout.

	W x D x H (")	W x D x H (mm)	Code	All Laminate (\$)	HPL Surfaces (\$)
Bookcase units with doors 	<i>Bookcase with doors, 2 adjustable shelves. Lock.</i>				
	36 x 28 x 39	900 x 700 x 987	E___-G283639B	1,243	1,300
	Specify the surface type (1, 2). Specify the handle code (L, Q, V). Specify the accent color (A, S).				
	36 x 28 x 39½	900 x 700 x 1000	E___-G283639B	1,305	1,355
	Specify the surface type (5, 6). Specify the handle code (L, Q, V). Specify the accent color (A, S).				

	W x D x H (")	W x D x H (mm)	Code	All Laminate (\$)	HPL Surfaces (\$)
Combined storage units 	<i>2 box drawers. Bookcase with doors, 1 adjustable shelf. Locks.</i>				
	36 x 28 x 39	900 x 700 x 987	E___-G283639T	1,463	1,519
	Specify the surface type (1, 2). Specify the handle code (L, Q, V). Specify the accent color (A, S).				
	36 x 28 x 39½	900 x 700 x 1000	E___-G283639T	1,524	1,592
	Specify the surface type (5, 6). Specify the handle code (L, Q, V). Specify the accent color (A, S).				

	W x D x H (")	W x D x H (mm)	Code	All Laminate (\$)	HPL Surfaces (\$)
Combined storage units 	<i>2 box drawers. 2 lateral file drawers with suspension bars. Interlock system. Locks.</i>				
	36 x 28 x 39	900 x 700 x 987	E___-G283639U	1,890	1,969
	Specify the surface type (1, 2). Specify the handle code (L, Q, V). Specify the accent color (A, S).				
	36 x 28 x 39½	900 x 700 x 1000	E___-G283639U	1,918	2,009
	Specify the surface type (5, 6). Specify the handle code (L, Q, V). Specify the accent color (A, S).				

	W x D x H (")	W x D x H (mm)	Code	All Laminate (\$)	HPL Surfaces (\$)
--	---------------	----------------	------	-------------------	-------------------

Open combined storage units



*1 open storage: 33 3/8" W x 23" D x 9 3/4" H (847 x 582 x 248 mm).
3 box drawers. 1 lateral file drawer with suspension bars. Locks.*

36 x 28 x 39	900 x 700 x 987	E___-GC283639	1,964	2,049
--------------	-----------------	---------------	-------	-------

**Specify the surface type (1, 2). Specify the handle code (L, Q, V).
Specify the accent color (A, S).**

36 x 28 x 39 1/2	900 x 700 x 1000	E___-GC283639	2,003	2,088
------------------	------------------	---------------	-------	-------

**Specify the surface type (5, 6). Specify the handle code (L, Q, V).
Specify the accent color (A, S).**

Open lateral file units



*1 open storage: 33 3/8" W x 23" D x 9 3/4" H (847 x 582 x 248 mm).
2 lateral file drawers with suspension bars. Interlock system. Lock.*

36 x 28 x 39	900 x 700 x 987	E___-GL283639	1,457	1,530
--------------	-----------------	---------------	-------	-------

**Specify the surface type (1, 2). Specify the handle code (L, Q, V).
Specify the accent color (A, S).**

36 x 28 x 39 1/2	900 x 700 x 1000	E___-GL283639	1,485	1,576
------------------	------------------	---------------	-------	-------

**Specify the surface type (5, 6). Specify the handle code (L, Q, V).
Specify the accent color (A, S).**

Storage units with drawers



4 utility drawers. Interlock system. Lock.

36 x 28 x 39	900 x 700 x 987	E___-GU283639	1,767	1,800
--------------	-----------------	---------------	-------	-------

**Specify the surface type (1, 2). Specify the handle code (L, Q, V).
Specify the accent color (A, S).**

36 x 28 x 39 1/2	900 x 700 x 1000	E___-GU283639	1,846	1,890
------------------	------------------	---------------	-------	-------

**Specify the surface type (5, 6). Specify the handle code (L, Q, V).
Specify the accent color (A, S).**

Bookcase units



2 adjustable shelves.

36 x 28 x 39	900 x 700 x 987	E_NN-GB283639	1,080	1,159
--------------	-----------------	---------------	-------	-------

Specify the surface type (1, 2).

36 x 28 x 39 1/2	900 x 700 x 1000	E_NN-GB283639	1,115	1,204
------------------	------------------	---------------	-------	-------

Specify the surface type (5, 6).

Lateral file units



1 box drawer. 2 lateral file drawers with suspension bars. Interlock system. Lock.

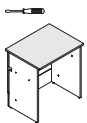
36 x 28 x 39	900 x 700 x 987	E___-GW283639	1,790	1,857
--------------	-----------------	---------------	-------	-------

**Specify the surface type (1, 2). Specify the handle code (L, Q, V).
Specify the accent color (A, S).**

36 x 28 x 39 1/2	900 x 700 x 1000	E___-GW283639	1,868	1,947
------------------	------------------	---------------	-------	-------

**Specify the surface type (5, 6). Specify the handle code (L, Q, V).
Specify the accent color (A, S).**

Book return units



*Book slot opening: 14" W x 4" H (355 x 102 mm).
Interior space: 33 3/4" W x 23" D x 37" H (847 x 582 x 940 mm).*

36 x 28 x 39	900 x 700 x 987	E_NN-GD283639	928	1,064
--------------	-----------------	---------------	-----	-------

Specify the surface type (1, 2).

36 x 28 x 39 1/2	900 x 700 x 1000	E_NN-GD283639	980	1,121
------------------	------------------	---------------	-----	-------

Specify the surface type (5, 6).

Depressible book cart



4 swivel casters, 2 with brakes. 1 tone only.

31 x 22 x 29 1/2	790 x 560 x 749	ENNN-GDBOX30	2,037	-
------------------	-----------------	--------------	-------	---

CIRCULATION DESK STORAGE UNITS – 29" H

Full height 2-tone modesty panel. Levelers with 1 1/2" (38 mm) height adjustment. All side panels come with wire access unless otherwise specified. End panels (ENNN-GFP2829) may be required to complete a circulation desk layout.

Bookcase units with doors



1 adjustable shelf. Lock.

36 x 28 x 29	900 x 700 x 735	E___-G283629B	1,064	1,107
--------------	-----------------	---------------	-------	-------

**Specify the surface type (1, 2). Specify the handle code (L, Q, V).
Specify the accent color (A, S).**

36 x 28 x 29 1/2	900 x 700 x 748	E___-G283629B	1,115	1,159
------------------	-----------------	---------------	-------	-------

**Specify the surface type (5, 6). Specify the handle code (L, Q, V).
Specify the accent color (A, S).**

Combined storage units



2 box drawers. Bookcase with doors, 1 adjustable shelf. Locks.

36 x 28 x 29	900 x 700 x 735	E___-G283629T	1,340	1,389
--------------	-----------------	---------------	-------	-------

**Specify the surface type (1, 2). Specify the handle code (L, Q, V).
Specify the accent color (A, S).**

36 x 28 x 29 1/2	900 x 700 x 748	E___-G283629T	1,402	1,457
------------------	-----------------	---------------	-------	-------

**Specify the surface type (5, 6). Specify the handle code (L, Q, V).
Specify the accent color (A, S).**

Combined storage units



3 box drawers. 1 lateral file drawer with suspension bars. Locks.

36 x 28 x 29	900 x 700 x 735	E___-GC283629	1,773	1,857
--------------	-----------------	---------------	-------	-------

**Specify the surface type (1, 2). Specify the handle code (L, Q, V).
Specify the accent color (A, S).**

36 x 28 x 29 1/2	900 x 700 x 748	E___-GC283629	1,811	1,896
------------------	-----------------	---------------	-------	-------

**Specify the surface type (5, 6). Specify the handle code (L, Q, V).
Specify the accent color (A, S).**

Lateral file units



2 lateral file drawers with suspension bars. Interlock system. Lock.

36 x 28 x 29	900 x 700 x 735	E___-GL283629	1,266	1,350
--------------	-----------------	---------------	-------	-------

**Specify the surface type (1, 2). Specify the handle code (L, Q, V).
Specify the accent color (A, S).**

36 x 28 x 29 1/2	900 x 700 x 748	E___-GL283629	1,305	1,384
------------------	-----------------	---------------	-------	-------

**Specify the surface type (5, 6). Specify the handle code (L, Q, V).
Specify the accent color (A, S).**

Storage units with drawers



4 utility drawers. Lock.

36 x 28 x 29	900 x 700 x 735	E___-GU283629	1,677	1,755
--------------	-----------------	---------------	-------	-------

**Specify the surface type (1, 2). Specify the handle code (L, Q, V).
Specify the accent color (A, S).**

36 x 28 x 29 1/2	900 x 700 x 748	E___-GU283629	1,711	1,800
------------------	-----------------	---------------	-------	-------

**Specify the surface type (5, 6). Specify the handle code (L, Q, V).
Specify the accent color (A, S).**

Bookcase units



1 adjustable shelf.

36 x 28 x 29	900 x 700 x 735	E_NN-GB283629	974	1,040
--------------	-----------------	---------------	-----	-------


Specify the surface type (1, 2).


36 x 28 x 29 1/2	900 x 700 x 748	E_NN-GB283629	1,008	1,080
------------------	-----------------	---------------	-------	-------


Specify the surface type (5, 6).


	W x D x H (")	W x D x H (mm)	Code	All Laminate (\$)	HPL Surfaces (\$)
--	---------------	----------------	------	-------------------	-------------------

BENCHES


	Rectangular laminate benches <i>Open storage space. Silver anodized aluminum feet. Can accommodate a cushion, order separately.</i>				
	48 x 20 x 20	1200 x 500 x 508	E1NS-BCH2048	580	—
	36 x 20 x 20	900 x 500 x 508	E1NS-BCH2036	545	—
	24 x 20 x 20	600 x 500 x 508	E1NS-BCH2024	529	—

	Corner laminate bench <i>Open storage space. Silver anodized aluminum feet. Must be attached to a rectangular laminate bench (E1NS-BCH20__).</i>				
20 x 20 x 20	500 x 500 x 508	E1NS-BQR2020	445	—	—

	Laminated magazine table <i>Open storage space. Silver anodized aluminum feet.</i>				
36 x 36 x 20	900 x 900 x 508	E1NS-STR3620	732	—	—

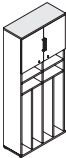
	Cushions <i>2" (51 mm) thick foam. Installs on rectangular benches seat with Velcro. These prices are applicable for United Chair grade 2 upholstery. United Chair upholstery: Grade 3: +10%, Grade 4: +15%, Grade 5: +20%.</i>				
	48 x 20 x 2	1200 x 500 x 51	ENNN-CU2048	479	—
	36 x 20 x 2	900 x 500 x 51	ENNN-CU2036	361	—
	24 x 20 x 2	600 x 500 x 51	ENNN-CU2024	259	—

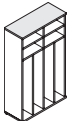
All United Chair® standard fabrics, vinyls and leathers are available to coordinate on cushions.

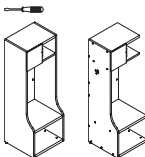
	Cushions with backrest <i>2" (51 mm) thick foam. Installs on rectangular benches seat with Velcro. These prices are applicable for United Chair grade 2 upholstery. United Chair upholstery: Grade 3: +10%, Grade 4: +15%, Grade 5: +20%.</i>				
	48 x 20 x 8	1200 x 500 x 200	ENNN-CUB2048	749	—
	36 x 20 x 8	900 x 500 x 200	ENNN-CUB2036	608	—
	24 x 20 x 8	600 x 500 x 200	ENNN-CUB2024	461	—

All United Chair® standard fabrics and vinyls (except leathers) are available to coordinate on cushions.

LOCKERS


	Storage cubbies with doors <i>1 adjustable shelf. 8 hooks for clothes. Locks. Levelers with 1/2" (38 mm) height adjustment. Single-faced shelvings must be anchored to a wall for safety and stability.</i>				
	36 x 15 x 84	900 x 375 x 2130	E1__-L153684P	1,800	—
	Specify the handle code (L, Q, V). Specify the accent color (A, S).				

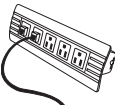
	Open storage cubbies <i>8 hooks for clothes. Levelers with 1/2" (38 mm) height adjustment.</i>				
	36 x 15 x 60	900 x 375 x 1520	E1NN-L153660	1,378	—


	Athletic lockers <i>Open storage space. 1 door. 1/2" (38 mm) thick integrated seat in thermofused laminate or high-pressure laminate. 2 hooks for clothes. Lock attachment included. Levelers with 1/2" (38 mm) height adjustment. 1 tone only.</i>				
	Starter				
	25 x 24 x 72	625 x 600 x 1825	E_N_-OLS2572P	1,536	1,599
	Add-on				
	24 x 24 x 72	600 x 600 x 1825	E_N_-OLA2472P	1,248	1,289


Specify the surface type (5,6). Specify the accent color (A, S).


ACCESSORIES


	Electrical/communication module <i>Includes two electrical outlets. Can accommodate the couplers listed on page 177 of the Lacasse general list. 72" (1829 mm) cord included. Silver anodized aluminum. Field installed. UL and CUL certified. Adaptors included.</i>				
	8 1/4 x 4 3/8 x 3	212 x 110 x 75	LGC-PC2P	393	—


	Removable electrical/communication module <i>3 electrical outlets. Can accommodate the couplers listed on page 177 of the Lacasse general list. 72" cord included. Silver anodized aluminum. UL and CUL certified.</i>				
	10 x 5 1/2 x 3	255 x 140 x 75	LGC-PCS	348	—


	Sliding keyboard trays <i>Molded plastic on wood. Height adjustment 3", 3 1/2", 4" (76, 89, 102 mm). Locks in extended position.</i>				
	22 1/2 x 15 x 3 1/2	572 x 381 x 89	LGC-SKD	Disc.	—
	28 3/8 x 15 x 3 1/2	721 x 381 x 89	LGC-SKD26	198	—

	Horizontal wire channels <i>Self-adhesive. Installs under the surface. Supports most power bars. Specify the plastic finish S Silver or A Anthracite grey.</i>				
	20 x 2 1/4 x 3 3/4	500 x 70 x 80	LGC-HWMC24_	78	—
	44 x 2 1/4 x 3 3/4	1100 x 70 x 80	LGC-HWMC48_	96	—
	68 x 2 1/4 x 3 3/4	1700 x 70 x 80	LGC-HWMC72_	112	—


	Vertical wire channel <i>Self-adhesive. Installs to base or leg. 2 lengths of 20" (500 mm) each. Specify the plastic finish S Silver or A Anthracite grey.</i>				
	1 x 1 1/2 x 20	25 x 12 x 500	LGC-VWMC20_	78	—


	CPU holder <i>Black metal CPU support. Mounts under a surface. Hardware included. Adjusts to CPU.</i>				
	5 1/2 x 10 x 15	140 x 250 x 375	LGC-CCPU	164	—


	Flush plates <i>To link and level two surfaces. Package of 10. Black metal.</i>				
	7 x 1 1/2 x 1 1/8	175 x 38 x 3	LGC-FLP	62	—

	Protective rubber bumpers <i>For mobile units. Package of 4. Grey.</i>				
	3 3/8 x 3 3/8 x 1	76 x 76 x 25	LGC-BUMP	62	—

ELECTRIFICATION

	Duplex receptacles <i>2 outlets. Black. Mounting bracket included.</i>				
	5 1/2 x 1 x 5 3/4	142 x 25 x 146	LGC-DUPLEXC_	117	—
	Specify circuit number at the end of the code (1, 2).				

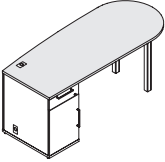
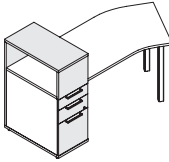
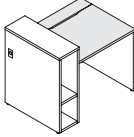
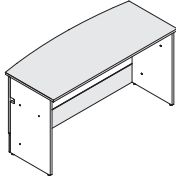
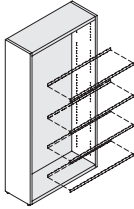
	Universal pass cables <i>Connects 2 duplex receptacles.</i>				
	18	457	LGC-PASS18	117	—
	36	914	LGC-PASS36	134	—
	54	1372	LGC-PASS54	151	—
	72	1829	LGC-PASS72	169	—

	Electrical feeds <i>72" (1829 mm) cable or 60" (1524 mm) long cable. Must be installed by an electrician.</i>				
	60	1524	LGC-FFEED60	219	—
	72	1829	LGC-FFEED72	221	—

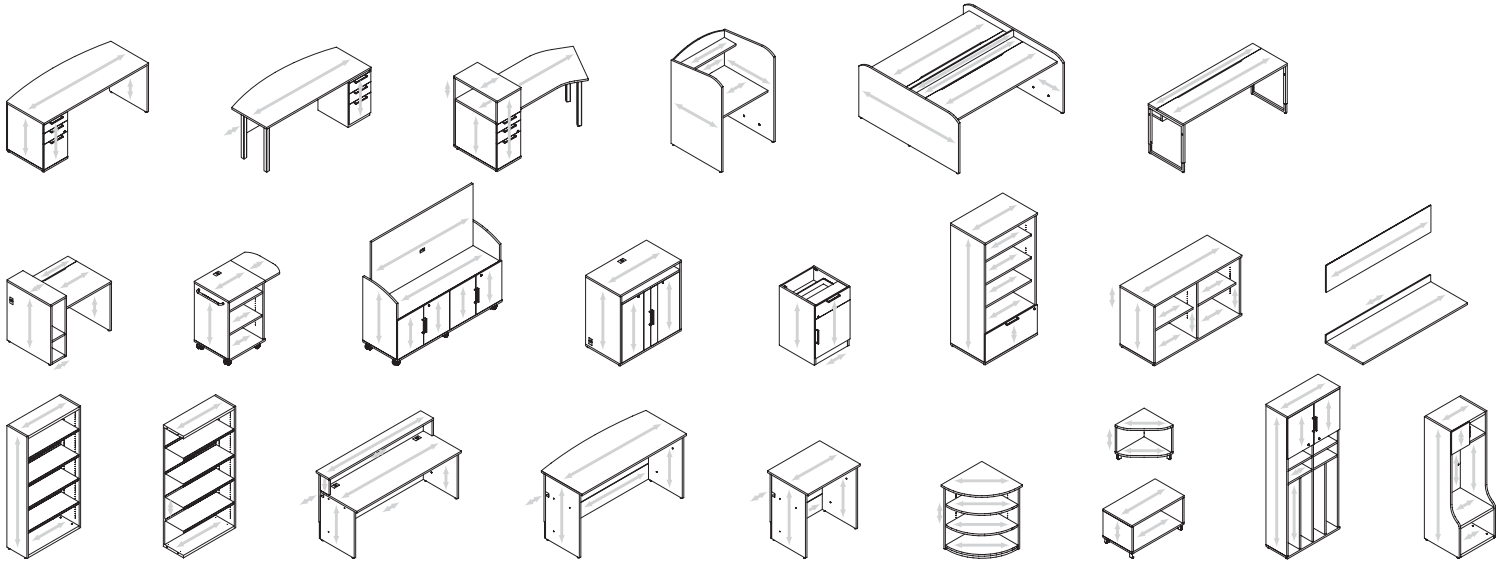
2-TONE APPLICATION

TYPICAL TWO-TONE APPLICATION

SPECIFIC TWO-TONE APPLICATION

ALL PRODUCTS	LECTERN-DESKS	CPU TABLES	CIRCULATION DESKS	SHELVINGS
				
<p>The first finish specified will be applied to the top/surface of the unit.</p> <p>The second finish specified will be applied to the rest of the unit.</p>	<p>The first finish specified will be applied to the lectern top, front, base and drawers or doors of the unit.</p> <p>The second finish specified will be applied to the rest of the unit.</p>	<p>The first finish specified will be applied to the work surface of the unit.</p> <p>The second finish specified will be applied to the rest of the unit.</p>	<p>The first finish specified will be applied to the work surface and to the bottom portion of the modesty.</p> <p>The second finish specified will be applied to the rest of the unit.</p>	<p>The first finish specified will be applied to the top, base and back of the unit.</p> <p>The second finish specified will be applied to the rest of the unit.</p>

TYPICAL WOOD GRAIN DIRECTION FOR THINK SMART EDUCATIONAL FURNITURE



TECHNICAL PERFORMANCES

THERMOFUSED LAMINATE (TFL):

- Depending on the furniture collection, Lacasse casegoods have TFL surfaces and side panels made of particleboard panels of 1" (25.4 mm) or 1½" (38 mm) thick finished with a mar-resistant high-performance thermofused laminate (45 lbs/ft³). The particleboard panels are laminated on both sides for proper balance.
- TFL technology consists on a decorative paper impregnated with reactive melamine resins which is thermally fused to a substrate (particleboard). The heat and pressure produces a permanent thermal bond between the melamine resins, the decorative paper and the substrate. The bonding process results in a clear, hard and non-porous surface.
- TFL panels, unlike wood, will not gouge or dent.
- Delamination is not possible, due to the manufacturing process.
- TFL panels carry a 25-year warranty.

HIGH-PRESSURE LAMINATE (HPL):

- Certain collections are also available with HPL surfaces made of 1¼" (27 mm) or 1⅝" (40 mm) thick particleboard finished with high-pressure laminate (laminate plus a ⅛" [0.8 mm] black backing).
- HPL technology consists of multiple layers of Kraft paper saturated with phenolic resin, a decorative layer of paper saturated with melamine resin, and a very thin top sheet of heavily saturated melamine resin. The high-pressure laminate sheet is then glued to a substrate (particleboard).
- HPL panels offer a good wear and impact resistance.
- HPL panels carry a 5-year warranty.

TERMS & CONDITIONS OF SALE

1. ORDER PLACEMENT

- a) The seller sells its products in the terms set forth in these standard terms of sale. All orders must be submitted in writing as represented by a valid purchase order, which includes the total list and net dollars. The seller reserves the right to refuse any order.
- b) Groupe Lacasse LLC shall not be held liable for any error, omission or duplication with respect to an order by the client that is the result of non-adherence to this procedure. The following information is required to process an order.

CUSTOMER INFORMATION	PRODUCT INFORMATION
Sold/Ship to address	Quantity
Purchase order number	Product numbers including options
Authorized signature	Colors and fabrics (all surfaces)
Contact name	Note: Product number overrules the written description and/or comment lines
Consignee contact name and phone	
Bid/Quote # if applicable	
Product total (list/net)	
Preferred delivered date (Specific delivery date not guaranteed)	

2. ORDER CHANGES

Any change to an original purchase order must be received in writing no later than 48 hours after receipt of the original order. Any change to the original order after 48 hours, if approved, will result in production rescheduling. The cost variances will have to be approved by the customer before production rescheduling. No changes allowed on QuickShip orders.

3. ORDER CANCELLATIONS

Cancellations must be requested in writing no later than 48 hours after receipt of the original order and are subject to approval by Groupe Lacasse LLC. Cancellations cannot be accepted otherwise. No cancellation allowed on QuickShip orders.

4. ORDER ACKNOWLEDGMENT

Orders will be acknowledged to dealers by Groupe Lacasse LLC. Please refer to the acknowledgment copy to make sure it agrees with your original purchase order. When corresponding, please refer to the acknowledgment number. If you do not receive your order acknowledgement within 48 hours, please contact our customer service.

5. LIMITED LIFETIME WARRANTY

Groupe Lacasse LLC warrants its products to be free from defects in material and workmanship for as long as the original purchaser owns it; proof of purchase from Groupe Lacasse LLC being the only official document accepted by Groupe Lacasse LLC for any claim. This warranty is subject to the limitations, exclusions and other provisions below:

- Twenty-five years: High-performance thermofused laminate.
- Twenty years: Drawer slides.
- Ten years: Locks.
- Five years: Adjustable surface mechanisms, metal legs.
- Five years: High-pressure laminate, casters, fabrics, metal frame doors, electrical components, thermoplastic polymer extrusions and accessories.
- One year: Electrical modules and components, electronic locks.
- Exclusions: C.O.M., light bulbs and ballasts are not covered by this warranty.

This warranty is made by Groupe Lacasse LLC only to purchasers acquiring the product directly from Groupe Lacasse LLC, its authorized dealers, or others who are specifically authorized by Groupe Lacasse LLC to sell such products. The purchaser's remedy is limited to repair or replacement, at Groupe Lacasse LLC's option, of products which when used normally, prove to be defective within the period stated. Labor, delivery charges and service not covered under warranty. This warranty does not apply to any product which must be replaced because of normal wear and tear, negligence, abuse or accident or which has been modified by someone other than Groupe Lacasse LLC or its authorized dealers. The remedy stated herein are expressly agreed to be exclusive as a condition of sale. Groupe Lacasse LLC's liability with respect to its products or installation services should not exceed that expressly set forth above. Under no circumstances shall Groupe Lacasse LLC be liable for accidental or consequential damages. Specials may be subject to a limited warranty.

6. PRICES

All prices listed are suggested retail prices, F.O.B. our factory, St-Pie, Quebec, Canada. Accepted orders are subject to prices and taxes prevailing at the time of shipment. Prices and taxes are subject to change without notice. If shipping date requested is more than 90 days from date of order, Groupe Lacasse LLC shall have the right to use the published list prices effective at the time of shipment. Prices shown in price book have priority over electronic catalog contents.

7. TERMS (UPON ACCEPTANCE FROM OUR CREDIT DEPARTMENT)

Net 30 days from date of invoice. Any product sold shall remain the property of Groupe Lacasse LLC and shall remain the seller's property until paid for. The buyer agrees to perform all acts which may be necessary to protect and assure retention of title to such products by Groupe Lacasse LLC until such time as goods have been paid for in full. No sales within a one-year period will automatically lead to the account's closure.

8. QUOTATIONS

Quotations are valid for a period of ninety (90) days unless otherwise specified on the quote.

9. CHANGES

All illustrations, specifications and prices in this book are based on the latest product information available at the time of publication. The right is reserved to make changes, at any time and without prior notice, to prices, colors, materials, specifications and models offered.

10. PACKING AND SHIPPING

Packaging consists of polyethylene and protectors or separate cartons, depending on method of shipment.

11. DELIVERY

The scheduled delivery week is specified on our acknowledgment. Groupe Lacasse is not liable for delay or failure to deliver goods due to causes beyond its control (such as a casualty, an act of god, a labor dispute, or an accident; the inability to obtain the necessary labor, material or transportation; or any change requested by the customer). Under these circumstances, the ship date will be extended to compensate for the delay as determined by the Seller.

Groupe Lacasse will accept, upon prior approval by Logistics and Customer Service departments, to make installation job site deliveries for a minimum of one half of a full truckload (1,200 cubic feet/33.98 m³); however, and in all cases, an unloading dock must be available to accommodate 53 ft. / 16.15 m trailers and the address is also subject to approval. Unloading at destination is the sole responsibility of the purchaser. No waiting time will be possible; however, and if any is incurred, it will be recharged to the purchaser.

Under no circumstance will Groupe Lacasse deliver goods in a residential area.

Surcharge

Time sensitive deliveries (weekend deliveries, night, etc.) that require expedited carrier service will result in additional charges that will be passed onto the consignee (dealer). Liftgates: Our standard carriers do not have liftgates. Requests for liftgates can often be accommodated but will result in extra fees and they must be made at least 2 weeks in advance.

12. SHIPPING WEIGHTS AND VOLUMES

Shipping weights and volumes are available on the Groupe Lacasse website and may vary due to the constantly improving methods of packaging.

13. ROUTING

Unless otherwise specified by the buyer and agreed to by Groupe Lacasse, the latter reserves the right to select the route, method of shipment and carrier. Customer requests for special carrier, method of shipment and/or routing will be shipped freight collect.

14. TRANSPORTATION POLICY

"Zone 0" shipments are FCA plant.

"Zone 1", "Zone 2", "Zone 3", "Zone 4" and "Zone 5" pricing includes freight cost to your geographical location.

On all orders less than \$2,000 net (regardless of brand and/or of shipping point) we will add a \$100 "small order fee".

Please take note of the following exclusion to the "small order fee":

- By combining different product collections in one order, even if the net value of each collection is less than \$2,000 net, but the total value of all collections in one order is at least or above \$2,000 net, and as long as all products are shipped at the same destination / receiving location (ship to), the fee will not apply regardless of shipping dates and points of origins.

Small orders under \$25 net are subject to a \$20 small order fee (instead of \$100) regardless of the shipping zones.

Freight charges beyond the continental United States are the purchaser's responsibility. Shipments beyond the continental United States must deliver to a freight forwarder or forwarding carrier of your choice. It is the customer's responsibility to provide this information on purchase orders.

15. FREIGHT CLAIMS

All FCA destination claims will be handled and filed by the Seller. In order to expedite any credit due, your help and assistance is required. Please adhere to the following guidelines:

The merchandise is carefully packed and thoroughly inspected before leaving the warehouse. Responsibility for its safe delivery is assumed by the carrier upon acceptance of the shipment. Claims for loss or damage sustained in transit must therefore be made to Groupe Lacasse as follows:

1) Concealed loss or damage

Concealed loss or damage means loss or damage that does not become apparent until the merchandise has been unpacked. The contents may be damaged in transit due to rough handling even though the carton may not show external damage. When damage is discovered upon unpacking, a written request must be made within 15 days of the delivery date. No disposition will be taken until approved by the manufacturer.

IMPORTANT: Groupe Lacasse's policy in concealed damage is to replace the part or complete product if necessary at no charge to the dealer. However, it is the responsibility of the dealer to provide installation of the replaced part or complete product. Therefore, no labor fees will be accepted on concealed damages.

2) Visible damage or shortage

Any external evidence of damage or shortage must be noted on the freight bill or express receipts and signed by the carrier's agent. Failure to adequately describe such external evidence of damage or shortage may result in refusing to honor a damage claim. Claims must be submitted within 5 business days of reception of the merchandise.

Submit your claim to the Groupe Lacasse Customer Service by email at: lacassecustomer.service@groupe-lacasse.com.

Phone: 1-888-522-2773 - Fax: 1-888-248-1865

16. RETURNS

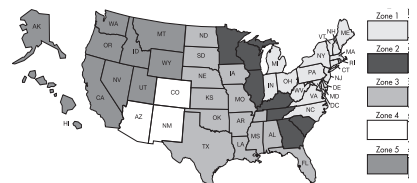
Absolutely no returns will be accepted on any standard and non-standard products.


17. STORAGE

In the event the purchaser request postponement of shipment beyond the scheduled shipping week after the goods have become work in process, or at a time Groupe Lacasse LLC is then about to make shipment, Groupe Lacasse LLC may store the goods at the purchaser's expense. Such transfer to storage shall be deemed a delivery to purchaser for all purposes including invoicing and payment.

18. GOVERNING LAW

This contract shall be construed and governed in accordance with the laws of the province of Quebec, Canada.





THE LEARNING ENVIRONMENT SOLUTION

Founded in 1956, Groupe Lacasse has manufacturing facilities throughout North America. We have the experience, expertise and capability to deliver incomparable design, exceptional quality, optimum service and outstanding value in Educational Furniture Solutions.

**GROUPE
LACASSE**

1-888-522-2773
www.groupelacasse.com



Think Smart has achieved GREENGUARD GOLD Certification.
GREENGUARD Certified products are certified to GREENGUARD standards for low chemical emissions into indoor air during product usage. For more information, visit ul.com/gg.