

READY TO SHIP IN 5 DAYS!

All C.A. products and suggested layouts are part of the **Lacasse quick delivery program**.
For complete program details, please refer to page 3 of the February 2015 Lacasse Price Book.



C.A.

EDGEBANDING

Furniture with 1" (25 mm) thick tops.

N EDGE



Smooth 1/8" (3 mm) thick edge.

The **N edge** is **matched with the finish specified for the surface**.

HANDLE

Metal handle.

E – Square, Silver



REVERSIBLE



All C.A. storage and work surfaces are reversible and fit together left or right. A big plus if you change your space... or change your mind!


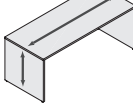

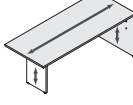



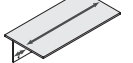

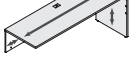




CODIFICATION




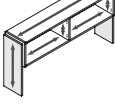

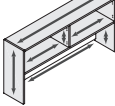




Series	Options		
	Thickness	Handle	Accent color
CA	1 Thermofused laminate 1"	E Square	S Silver

IMPORTANT

All LACASSE laminate colors are available except for the modular pedestal and the lateral file unit which come in Snow (SNO) finish only. All furniture is shipped ready-to-assemble, except the modular pedestal and the lateral file unit which ship assembled.

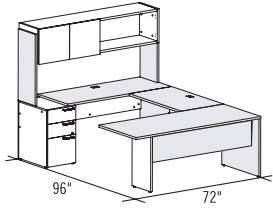
Casegoods are made of particleboard panels finished on both sides with mar-resistant high-performance thermofused laminate (45 lbs/ft³). The black full extension ball bearing suspensions have a load capacity of 100 lbs to 150 lbs depending on the type of drawer. The lateral file unit has an anti-tipping system. All door hinges are 110°. Levelers allow up to 1 1/2" (38 mm) height adjustment.

	W x D x H (in)	W x D x H (mm)	Code	Price (\$)
Desk shell 	<i>Recessed half-height modesty panel.</i>			
	72 x 30 x 29	1800 x 750 x 735	CA1NN-TDM3072	591
Rectangular table with modesty panel 	<i>Reversible. Half-height laminate modesty panel.</i>			
	72 x 30 x 29	1800 x 750 x 735	CA1NN-RTM3072	556
Rectangular surface-return with modesty panel 	<i>Reversible. Recessed half-height modesty panel. Can accommodate 1 modular pedestal or 1 lateral file unit.</i>			
	60 x 30 x 29	1500 x 750 x 735	CA1NN-RTS3060	435
Rectangular surface with modesty panel 	<i>Recessed half-height modesty panel. Can accommodate 2 modular pedestals or 2 lateral file units.</i>			
	60 x 30 x 29	1500 x 750 x 735	CA1NN-BD3060	353
Return shells 	<i>Reversible. Half-height modesty panel. Can accommodate 1 modular pedestal or 1 lateral file unit. Grommet.</i>			
	72 x 24 x 29	1800 x 600 x 735	CA1NS-R2472S	416
	60 x 24 x 29	1500 x 600 x 735	CA1NS-R2460S	405
	48 x 24 x 29	1200 x 600 x 735	CA1NS-R2448S	388
Bridge-return 	<i>Reversible. Half-height modesty panel. Grommet.</i>			
	42 x 24 x 29	1050 x 600 x 735	CA1NS-BR2442	267
Modular pedestal 	<i>2 box drawers, 1 file drawer with suspension bar. Pencil tray. Lock. Must be installed under a surface. Snow (SNO) finish only.</i>			
	16 x 23 x 28	400 x 598 x 713	CANES-P1623UFL	719

	W x D x H (in)	W x D x H (mm)	Code	Price (\$)
Lateral file unit 	<i>2 file drawers with suspension bar. Lock. Can be used freestanding or can be installed under a surface. Snow (SNO) finish only.</i>			
	36 x 23 x 28	900 x 598 x 713	CANES-2336LFL	922
Hutches with open back, adjustable sides – 36" H 	<i>Clearance: 19 3/16" (488 mm). Side panels allow up to 1" (25 mm) height adjustment. Can accommodate a set of 2 or 4 doors.</i>			
	72 x 16 x 36	1800 x 400 x 900	CANNN-EA723616	580
	60 x 16 x 36	1500 x 400 x 900	CANNN-EA603616	556
Hutches with closed back, adjustable sides – 36" H 	<i>Clearance: 19 3/16" (488 mm). Grommet on the back. Can accommodate a set of 2 or 4 doors.</i>			
	72 x 16 x 36	1800 x 400 x 900	CANNN-E723616	580
	60 x 16 x 36	1800 x 400 x 900	CANNN-E603616	556
Sets of 4 doors for hutches 	<i>Hardware included.</i>			
	<i>For hutches with open back.</i>			
	72 x 16 x 3/8	1800 x 400 x 16	CANNN-EA72P4	243
	60 x 16 x 3/8	1500 x 400 x 16	CANNN-EA60P4	232
	<i>For hutches with closed back.</i>			
	72 x 16 x 3/8	1800 x 400 x 16	CANNN-E72P4	243
	60 x 16 x 3/8	1500 x 400 x 16	CANNN-E60P4	232
Sets of 2 doors for hutches 	<i>Hardware included.</i>			
	<i>For hutches with open back.</i>			
	36 x 16 x 3/8	900 x 400 x 16	CANNN-EA72P2	121
	30 x 16 x 3/8	750 x 400 x 16	CANNN-EA60P2	115
	<i>For hutches with closed back.</i>			
	36 x 16 x 3/8	900 x 400 x 16	CANNN-E72P2	121
	30 x 16 x 3/8	750 x 400 x 16	CANNN-E60P2	115

SUGGESTIONS

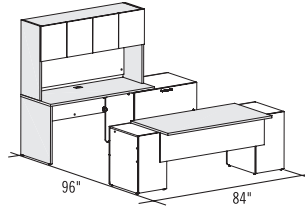
CA-PLAN01



QSCA1ES-PLAN01 **\$2,649**

- 1 QSCA1NN-RTM3072
- 1 QSCA1NS-BR2442
- 1 QSCA1NS-R2460S
- 1 QSCANES-P1623UFL
- 1 QSCANNN-EA723616
- 1 QSCANNN-EA72P2

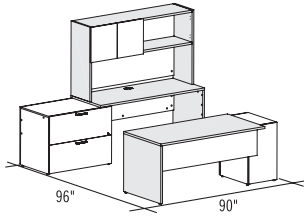
CA-PLAN03



QSCA1ES-PLAN03 **\$3,906**

- 1 QSCA1NN-BD3060
- 2 QSCANES-P1623UFL
- 1 QSCA1NS-R2460S
- 1 QSCANES-2336LFL
- 1 QSCANNN-E603616
- 1 QSCANNN-E60P4

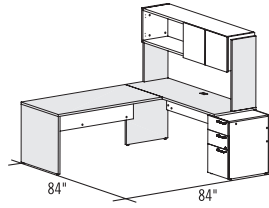
CA-PLAN02



QSCA1ES-PLAN02 **\$3,154**

- 1 QSCA1NN-RTS3060
- 1 QSCANES-P1623UFL
- 1 QSCA1NS-R2460S
- 1 QSCANES-2336LFL
- 1 QSCANNN-E603616
- 1 QSCANNN-E60P2

CA-PLAN04



QSCA1ES-PLAN04 **\$2,271**

- 1 QSCA1NN-RTS3060
- 1 QSCANES-P1623UFL
- 1 QSCA1NS-R2472S
- 1 QSCANNN-EA723616
- 1 QSCANNN-EA72P2