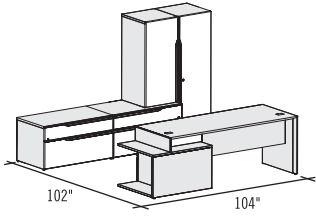


# SUGGESTIONS

## N \_ \_ \_ -PLAN01



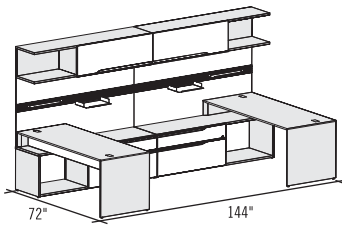
Plan shown in Nex Brochure:

**N5KNW-PLAN01** **\$8,233**

- 1 N5KRN-RS3078B5
- 1 NNNNW-MOD1451
- 1 N1NRW-UL303621CPU
- 1 N1NRN-244221ULS
- 1 N1NLN-SUL244221
- 1 NNNLW-EB204420P
- 1 NNNRW-202065BC

1½" thick laminate (5) surface, knife edge (K), handles on right (R) and left (L), High-Gloss White finish (W) on the modesty panel and fronts.

## N \_ \_ \_ -PLAN02



Plan shown in Nex Brochure:

**N5KNB-PLAN02** **\$7,987**

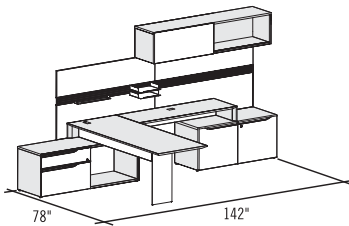
- 1 NNNLB-EM721616V
- 1 NNNRB-EMV721616
- 1 N5KLN-RS3072B5
- 1 N5KRN-RS3072B5
- 1 N1NRB-ULS207221BE
- 1 N1NLB-BE207221SUL

1½" thick laminate (5) surface, knife edge (K), handles on right (R) and left (L), High-Gloss Black finish (B) on fronts.

**With accessories** **\$2,229**

- 2 LGC-RPT14S
- 2 LGC-RAS20S
- 2 LGC-RA72MS
- 2 LGC-TK7217M
- 2 LGC-TK7213M

## N \_ \_ \_ -PLAN03



Plan shown in Nex Brochure:

**N5KNW-PLAN03** **\$6,174**

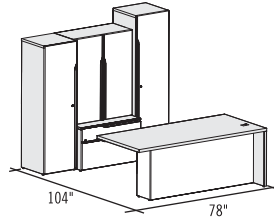
- 1 NNNNW-EM721616C
- 1 N1NNW-204821B
- 1 N5KRN-R2060B5
- 1 N5KRN-RS3078PB5
- 1 N1NRW-UL206021BE

1½" thick laminate (5) surface, knife edge (K), handles on right (R) and left (L), High-Gloss White finish (W) on fronts.

**With accessories** **\$2,004**

- 2 LGC-RA60MS
- 2 LGC-TK6017M
- 2 LGC-TK6013M
- 1 LGC-RAS20S
- 2 LGC-RPT11S

## N \_ \_ \_ -PLAN04



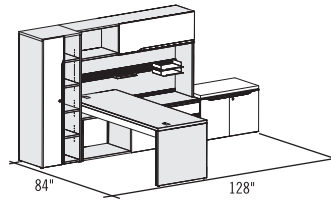
Plan shown in Nex Brochure:

**N5NNW-PLAN04** **\$6,922**

- 1 NNNRW-202073BC
- 1 NNNNW-EB364416P
- 1 NNNLW-202065B
- 1 N5NLW-RTM3678
- 1 N1NLW-UL243621

1½" thick laminate (5) desk, handles on right (R) and left (L), High-Gloss White finish (W) on the modesty panel and fronts.

## N \_ \_ \_ -PLAN05



Plan shown in Nex Brochure:

**N5NNN-PLAN05** **\$6,725**

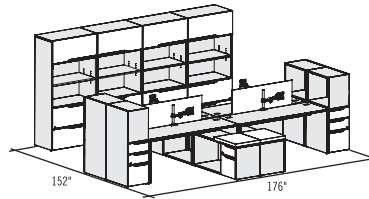
- 1 NNNNN-202465CBE
- 1 NNNLN-E724416V
- 1 N1NNN-203621B
- 1 N5NRN-RS3078B5
- 1 N1NLN-BE207221SUL
- 1 NNNNN-CU2036

1½" thick laminate (5) surface, handles on left (L).

**With accessories** **\$918**

- 1 LGC-RA70ES
- 2 LGC-RPT11S
- 1 LGC-RAS12S
- 1 LGC-LED37

## N \_ \_ \_ -PLAN06



Plan shown in Nex Brochure:

**N1NNB-PLAN06** **\$26,332**

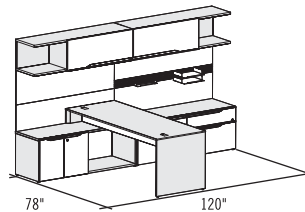
- 2 NNNLB-203673LFBVE
- 2 NNNRB-203673LFBVE
- 2 N1NLN-RS2472B5
- 2 N1NRN-RS2472B5
- 2 N1NRB-F204821BE
- 2 N1NLB-BE204821F
- 2 NNNRB-PUF241649
- 2 NNNLB-P241649UF
- 2 NNNNN-SCF3048

1" thick laminate (1) surface, handles on right (R) and left (L), High-Gloss Black finish (B) on fronts.

**With accessories** **\$2,272**

- 4 LGC-SUPECPLS

## N \_ \_ \_ -PLAN07



Plan shown in Nex Brochure:

**N5KNW-PLAN07** **\$6,605**

- 1 NNNLW-EM601616V
- 1 NNNRW-EMV601616
- 1 N1NNN-UL206021LUL
- 1 N5KRN-RS3078B5
- 1 N1NNN-B206021BE

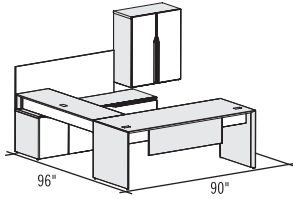
1½" thick laminate (5) surface, knife edge (K), handles on right (R) and left (L), High-Gloss White finish (W) on hutches fronts.

**With accessories** **\$1,820**

- 1 LGC-TK6013M
- 1 LGC-RA60MS
- 2 LGC-RPT11S
- 1 LGC-RAS12S
- 3 LGC-TK6017M

# SUGGESTIONS

## N \_\_\_ -PLAN08



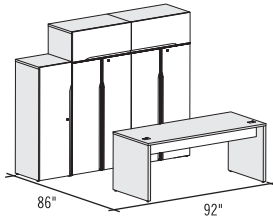
Plan shown in Nex Brochure:

<b>N5NNW-PLAN08</b>	<b>\$5,349</b>
1 NNNNW-EM303616P	
1 N1NNW-B207221UL	
1 N5KNN-RT3078A5	
1 N5KRN-R2066B5	
1 NNNNW-MOD1445	

1½" thick laminate (5) desk, knife edge (K) desk, handles on right (R) and left (L), High-Gloss White finish (W) on the modesty panel and fronts.

<b>With accessories</b>	<b>\$361</b>
1 LGC-TK6021M	

## N \_\_\_ -PLAN09



Not shown in Nex Brochure:

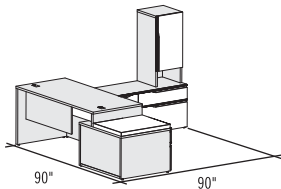
<b>N1 ___ -PLAN09</b>	<b>\$6,551</b>
1 N1NNN-RT3072A5	
1 NNNLN-203673BV	
1 NNNRN-203673BV	
1 NNNLN-202057BC	

1" thick laminate (1) desk, handles on right (R) and left (L).

<b>Other option</b>	<b>\$7,670</b>
---------------------	----------------

1½" thick laminate (5) desk, knife edge (K), handles on right (R) and left (L), high-gloss finish on fronts (B, W).

## N \_\_\_ -PLAN10



Not shown in Nex Brochure:

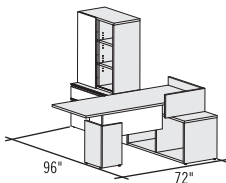
<b>N1 ___ -PLAN10</b>	<b>\$5,125</b>
1 N1NLN-RS3066B5	
1 N1NRN-UL303021	
1 N1NNN-B206021UL	
1 NNNRN-EBS163616P	
1 NNNNN-MOD1439	
1 NNNNN-CU3024	

1" thick laminate (1) desk, handles on right (R) and left (L).

<b>Other option</b>	<b>\$5,774</b>
---------------------	----------------

1½" thick laminate (5) desk, knife edge (K), handles on right (R) and left (L), high-gloss finish on fronts (B, W).

## N \_\_\_ -PLAN11



Not shown in Nex Brochure:

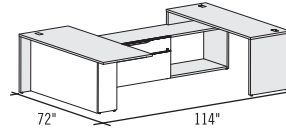
<b>N1 ___ -PLAN11</b>	<b>\$3,895</b>
1 N1NLN-IRS3072	
1 N1NRN-ULS209621BE	
1 NNNNN-EB303616C	

1" thick laminate (1) surface, handles on right (R).

<b>Other option</b>	<b>\$4,611</b>
---------------------	----------------

1½" thick laminate (5) surface, knife edge (K), handles on right (R), high-gloss finish on fronts (B, W).

## N \_\_\_ -PLAN12



Not shown in Nex Brochure:

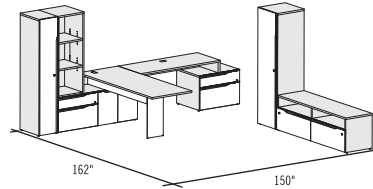
<b>N1 ___ -PLAN12</b>	<b>\$3,097</b>
1 N1NRN-RTM3072	
1 N1NRN-ULS208421BE	
1 N1NLN-RS2472B5	

1" thick laminate (1) desk, handles on right (R).

<b>Other option</b>	<b>\$3,988</b>
---------------------	----------------

1½" thick laminate (5) desk, knife edge (K), handles on right (R), high-gloss finish on fronts (B, W).

## N \_\_\_ -PLAN13



Not shown in Nex Brochure:

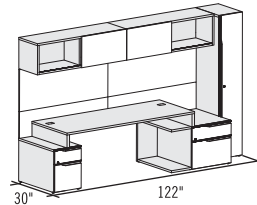
<b>N1 ___ -PLAN13</b>	<b>\$9,659</b>
1 N1NRN-RS3078PB5	
1 N1NRN-R2460B5	
1 N1NRN-UL243021	
1 N1NNN-UL206021B	
1 N1NLN-201473BC	
1 NNNNN-EB205220	
1 N1NNN-SLFS207221	
1 N1NLN-202073B	

1" thick laminate (1) surface, handles on right (R) and left (L).

<b>Other option</b>	<b>\$10,916</b>
---------------------	-----------------

1½" thick laminate (5) surface, knife edge (K), handles on right (R) and left (L), high-gloss finish on fronts (B, W).

## N \_\_\_ -PLAN14



Not shown in Nex Brochure:

<b>N1 ___ -PLAN14</b>	<b>\$6,600</b>
2 NNNNN-EM541616C	
1 N1NLN-CPU303621UL	
1 N1NNN-RS3078C5	
1 N1NLN-F301621	
1 NNNRN-201473BC	

1" thick laminate (1) surface, handles on right (R) and left (L).

<b>With accessories</b>	<b>\$2,316</b>
-------------------------	----------------

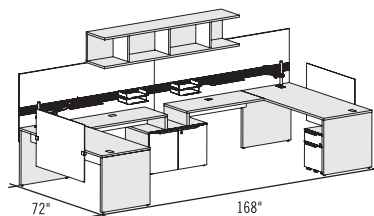
- 2 LGC-TK5413M
- 2 LGC-TK5421M
- 2 LGC-LED37

<b>Other option</b>	<b>\$7,119</b>
---------------------	----------------

1½" thick laminate (5) surface, knife edge (K), handles on right (R) and left (L), high-gloss finish on fronts (B, W).

# SUGGESTIONS

## N \_\_\_\_-PLAN15



Not shown in Nex Brochure:

**N1 \_\_\_\_-PLAN15** **\$7,993**

- 2 N1NNN-RT3072A5
- 1 N1NRN-R2048B5
- 1 N1NLN-R2048B5
- 1 N1NNN-203621B
- 1 N1NRN-MP161820F
- 1 N1NLN-MP161820F
- 1 NNNNN-EM841616
- 2 NNNNN-SCT3042

**1" thick laminate (1) surface, handles on right (R) and left (L).**

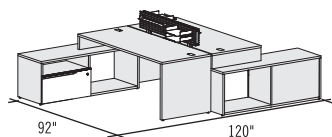
**With accessories** **\$3,628**

- 2 LGC-TK8417M
- 2 LGC-TK8413M
- 2 LGC-RA84MS
- 4 LGC-RPT11S
- 2 LGC-RAS20S
- 2 LGC-SUPECPLS

**Other option** **\$9,205**

1½" thick laminate (5) surface, knife edge (K), handles on right (R) and left (L), high-gloss finish on fronts (B, W).

## N \_\_\_\_-PLAN16



Not shown in Nex Brochure:

**N1 \_\_\_\_-PLAN16** **\$3,824**

- 2 N1NLN-RS3072B5
- 2 N1NRN-SLF206021BE

**1" thick laminate (1) surface, handles on right (R).**

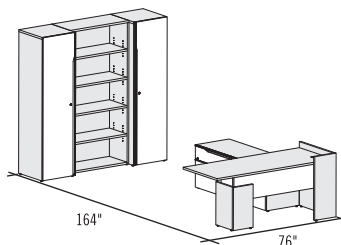
**With accessories** **\$1,278**

- 2 LGC-RA48S
- 2 LGC-SUPACS
- 4 LGC-RPT11S
- 2 LGC-RAS20S

**Other option** **\$4,589**

1½" thick laminate (5) surface, knife edge (K), handles on right (R), high-gloss finish on fronts (B, W). Knife edge not compatible with LGC-SUPAC\_.

## N \_\_\_\_-PLAN17



Not shown in Nex Brochure:

**N1 \_\_\_\_-PLAN17** **\$6,474**

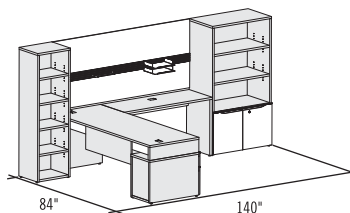
- 1 N1NLN-IRT3072
- 1 N1NNN-UL206021UL
- 1 NNNLN-202073B
- 1 NNNRN-202073BC
- 1 NNNNN-B367316

**1" thick laminate (1) desk, handles on right (R) and left (L).**

**Other option** **\$7,119**

1½" thick laminate (5) desk, knife edge (K), handles on right (R) and left (L), high-gloss finish on fronts (B, W).

## N \_\_\_\_-PLAN18



Not shown in Nex Brochure:

**N1 \_\_\_\_-PLAN18** **\$5,141**

- 1 N1NLN-RS3084B5
- 1 N1NLN-F301621
- 1 N1NRN-R2454A5
- 1 NNNNN-B206516
- 1 NNNNN-203665BBE
- 1 NNNNN-MOD1439

**1" thick laminate (1) surface, handles on left (L).**

**With accessories** **\$1,229**

- 1 LGC-RA84MS
- 1 LGC-TK8413M
- 1 LGC-TK8417M
- 2 LGC-RPT11S
- 1 LGC-RAS12S

**Other option** **\$6,027**

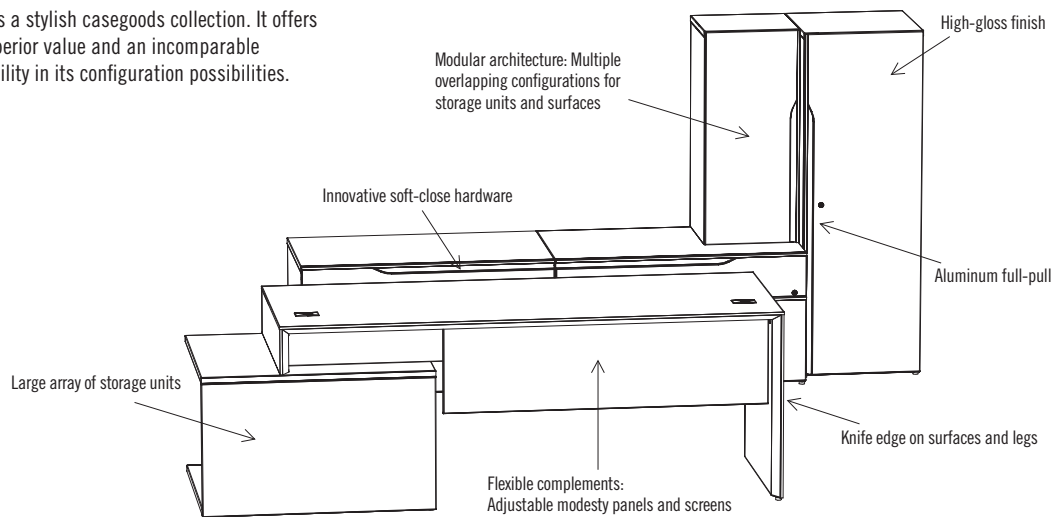
1½" thick laminate (5) surface, knife edge (K), handles on left (L), high-gloss finish on fronts (B, W).

## TABLE OF CONTENTS

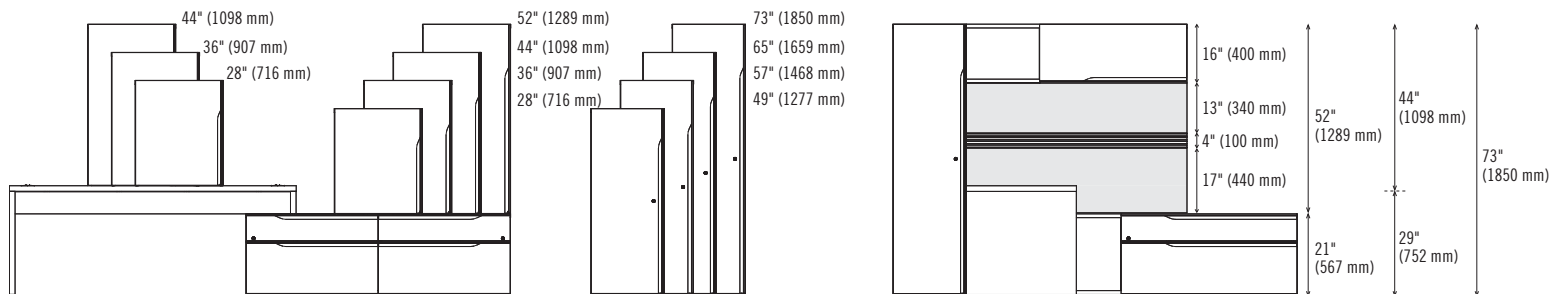
GENERAL SPECIFICATIONS..... 2    PRICE LIST..... 9    SUGGESTIONS..... 28    TERMS AND CONDITIONS..... 31

### FEATURES AND CONSTRUCTION

Nex is a stylish casegoods collection. It offers a superior value and an incomparable flexibility in its configuration possibilities.



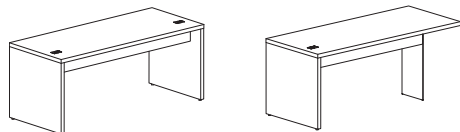
### HEIGHT DIAGRAMS AND STACKING COMPATIBILITY



### DESKS

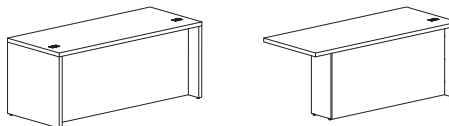
#### Desks with recessed short back:

Built with a 6" (150 mm) high recessed back. Choice of 1" (25 mm) thick tops with a smooth edgebanding and 1½" (38 mm) thick tops with a smooth edgebanding or a knife edge detailing. Laminate legs are always 1½" (38 mm) thick.

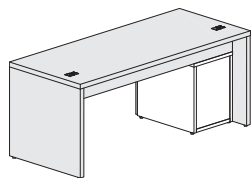


#### Desks with recessed full-height back:


Choice of 1" (25 mm) thick tops with a smooth edgebanding and 1½" (38 mm) thick tops with a smooth edgebanding or a knife edge detailing. Laminate legs are always 1½" (38 mm) thick. A laminate or a high-gloss finish can be applied to the back (exterior side only). Desks are compatible with NNN\_--161820F or NNN\_--MP161820F pedestals.



They are compatible with low storage modules and allow a variety of configurations:



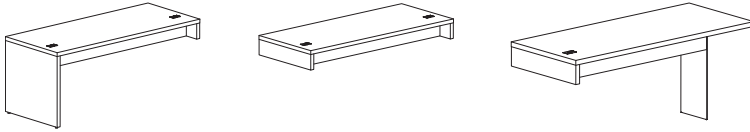
Freestanding desk and pedestal



Freestanding desk with low storage unit

**SURFACES**

Built with a 6" (150 mm) high recessed back. Choice of 1" (25 mm) thick tops with a smooth edgebanding and 1½" (38 mm) thick tops with a smooth edgebanding or a knife edge detailing. Laminate legs are always 1½" (38 mm) thick.

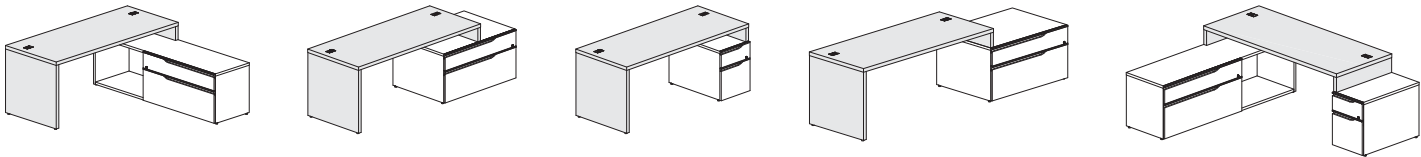


1 full-height leg  
1 short leg

2 short legs

1 short leg  
1 full-height slim metal leg

Surfaces must be positioned on 1 or 2 low storage modules from the Nex collection. Positioning possibilities are multiple and assembly is completed with double-faced tape.



Surface. Low storage unit of different depth but positioned perpendicularly to a surface.

Surface. Low storage unit in a determined position at the time of the installation.

Surface. Low storage unit positioned inside the desk frame.

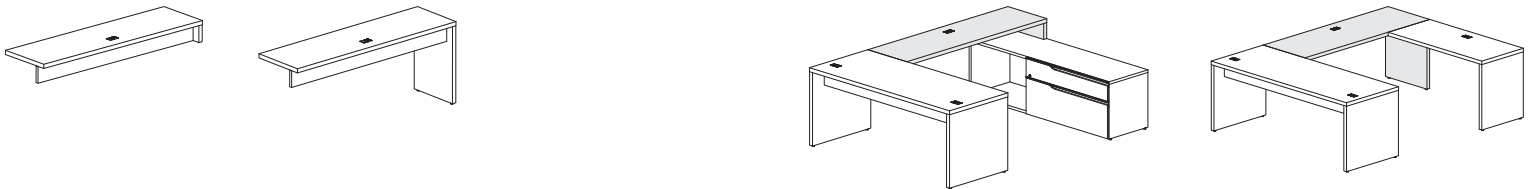
Surface. Low storage unit positioned outside the desk frame.

Surface. 2 low storage units with one unit of equivalent depth, and the other unit of different depth and positioned perpendicularly.

**RETURNS**

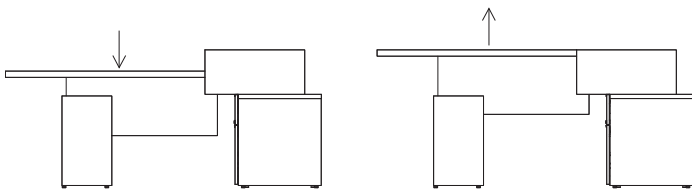
Built with a 6" (150 mm) high recessed back. Choice of 1" (25 mm) thick tops with a smooth edgebanding and 1½" (38 mm) thick tops with a smooth edgebanding or a knife edge detailing. Laminate legs are always 1½" (38 mm) thick.

Returns are always connected to another surface. Multiple connections are possible. Returns with a short leg must be positioned on a low storage module from the Nex collection.

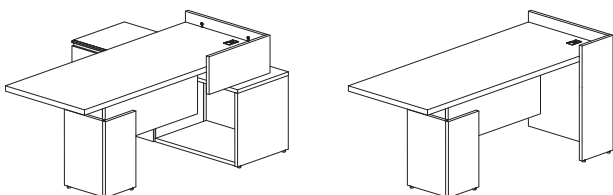
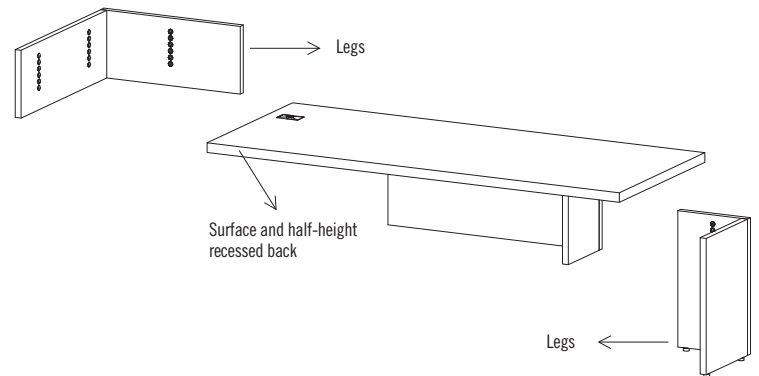


**DESKS AND ADJUSTABLE SURFACES**

Desks are adjustable in height by 1" (25 mm) increments, from 27" to 33" (701 to 828 mm) high. These desks have a half-height recessed back. Choice of 1" (25 mm) thick tops with a smooth edgebanding and 1½" (38 mm) thick tops with a smooth edgebanding or a knife edge detailing. The knife edge is applicable only on 3 sides of the surface and is not applicable on the legs. The height adjustment must be done at the time of the installation.

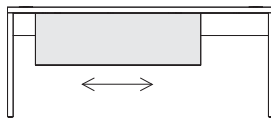


27" to 33" (701 mm to 828 mm) high

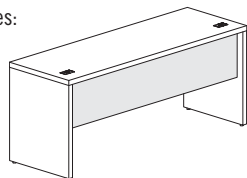


MODULAR MODESTY PANELS

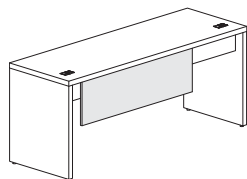
The modular modesty panels can be installed under all desks and work surfaces with a short back. They must always be of lesser dimensions than the desk or the surface under which they are to be installed and can be positioned anywhere. Available in laminate or high-gloss finish.



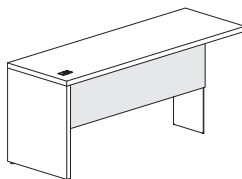
Examples:



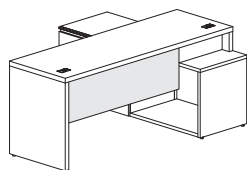
For a N5NNN-RT2472A5 desk, specify a NNNNB-MOD1469 modesty panel (or a modesty panel of lesser width).



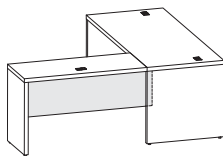
For a N5NNN-RT2472A5 desk, you may specify a NNNNB-MOD1445 modesty panel.



For a N5NRN-RS2472PA5 desk, specify a NNNNB-MOD1457 modesty panel. The metal leg is always recessed by 13" (340 mm).



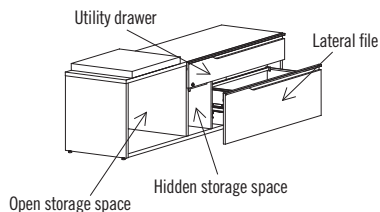
For a N5NRN-RS2472B5 desk with a N1NRW-UL206021BE storage unit, specify a NNNNW-MOD1449 modesty panel.



For a N5NRN-R2048A5 return unit with a N5NNN-RT3072A5 surface, specify a NNNNB-MOD1449 modesty panel. The modesty panel may be longer or shorter than the return unit. If it is longer, it will extend under the surface.

LOW STORAGE UNITS

Can be used as a freestanding element, occasional seating or to support a surface. The fronts and doors cover the exteriors, top and bottom.

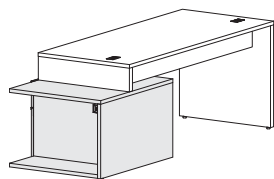


**Hidden storage space:**

On furniture intended for this purpose. Space is either 9" (222 mm) or 12" (284 mm) wide.

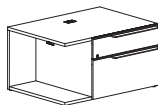
**Open back bookcase space:**

Brings a lighter aspect to the configuration. Allows easy access to electrical outlets. Perfect for electronic equipment.

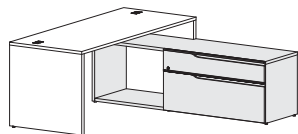


**Short low storage modules:**

Available in 20", 24", 30" and 36" (519, 619, 769 and 919 mm) deep and 16" to 48" (409 to 1200 mm) wide. When combined with surfaces, short low storage modules are perfect to create freestanding desk configurations.



Storage unit for CPU or other. Grommets on the surface and on the side allow wire management inside the storage space.

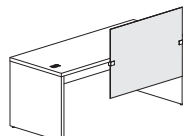


**Long low storage units:**

Available in 20" (519 mm) deep and 60" to 96" (1500 to 2400 mm) wide. Perfect as a low return unit for a surface or as a credenza.

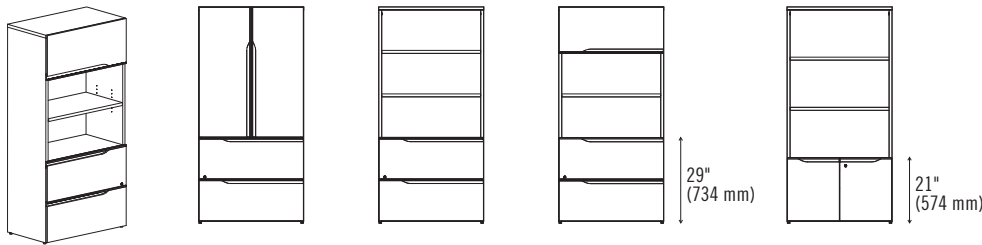
MODULAR SCREENS

Modular screens can be installed on surfaces, desks and returns. They must be installed on the opposite side of the user and they must never be installed on the legs' side. They are made of frosted acrylic or upholstered in fabric.



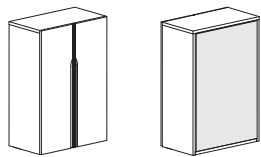
**HIGH STORAGE UNITS**

Fronts and doors cover the exteriors, top and bottom. The inset back ensures solidity with an impeccable look.



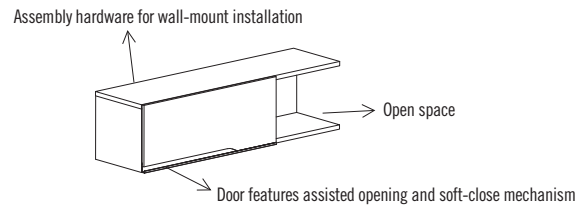
**STACKING MODULES**

Doors cover the exteriors, top and bottom. The inset back ensures solidity with an impeccable look. Can be positioned on low storage modules, desks, surfaces and returns. Can accommodate a tackboard on its back side. Must be installed with double face tape.



**WALL-MOUNTED HUTCHES**

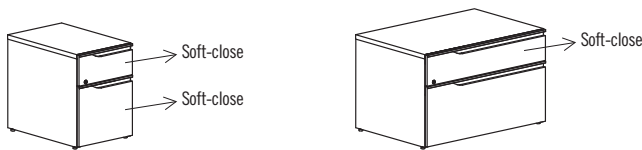
Doors cover the exteriors, top and bottom. Assembly hardware included for wall-mount installation. Compatible with standard wall-mounted tackboards from the February 2015 Lacasse Price Book.



**DRAWERS**

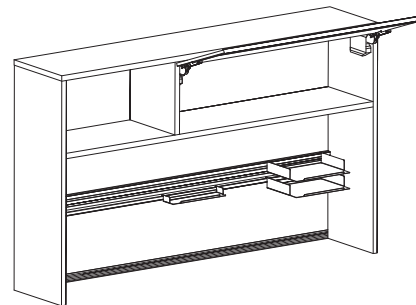
Box and file drawers have 16" (406 mm) full extension ball-bearing suspensions. 75 lbs (34 kg) capacity. Comes with a soft-close mechanism for all 16" (409 mm) wide drawers. In units wider than 16" (409 mm), only the box drawer has the soft-close mechanism.

Lateral files have double 16" (406 mm) extension ball-bearing suspensions. 150 lbs (68 kg) capacity. Box drawer comes with one pencil tray. Lateral files come with a suspension bar for file folders. Central lock locks all drawers.



**DOORS**

Doors cover the exteriors and have 105° hinges with a soft-close mechanism. Sliding doors: Do not have a soft-close effect. Vertical openings: Assisted opening and soft-close mechanism.



**LEVELERS**

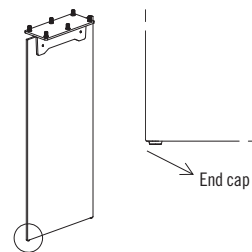
Levelers allow up to a 1¼" (32 mm) height adjustment. They come standard on all Nex furniture except for the slim metal leg, which has a different height adjustment component.

**ASSEMBLY**

Many components have a metal-to-metal assembly hardware.

**SLIM METAL LEG**

Metal with a brushed satin chrome finish. Transparent plastic floor caps. Bracket on leg allows for a 1" (25 mm) height adjustment.

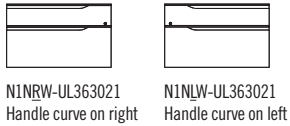


ACCESSORIES

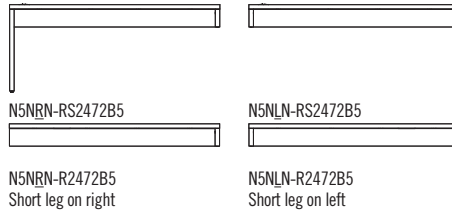
- The LGC-SKD26 keyboard tray is not compatible with 20" (500 mm) deep surfaces.
- The LGC-BBAKD26 and LGC-GBAKD26 keyboard trays are not compatible with 20", 24" and 30" (500, 600 and 750 mm) deep surfaces.
- The long and short LGC-SUPAC\_ and LGC-SUPAL\_ accessory trays are NOT compatible with surfaces and desks with a knife edge.
- Flat screen monitor arms with a clip- or grommet-style fastener (refer to the Accessories section in the February 2015 Lacasse Price Book) are compatible with Nex surfaces. The clip-style fastener is not compatible with knife edge surfaces.
- Surface screens (LGC-SCF\_\_\_\_\_ and LGC-SCL\_\_\_\_\_ ) are compatible with surfaces and desks only if they are NOT installed on the laminate leg's side and if the screen's dimensions are lesser than the surface's or the desk's dimensions.
- An array of electrical and communication accessories are available and compatible with Nex components. Refer to the Accessories section in the February 2015 Lacasse Price Book.

LEFT/RIGHT SPECIFICATIONS

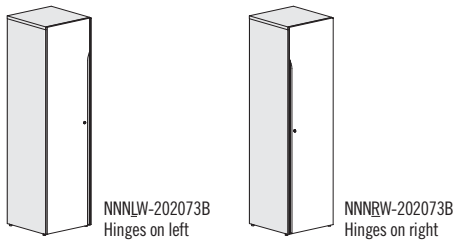
Example: Left/right handle on drawers



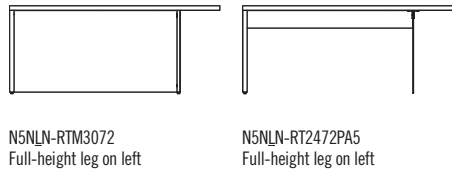
Example: Left/right short leg on surfaces, user side view



Example: Left/right opening on storage units



Example: Left/right full-height leg on desks, user side view

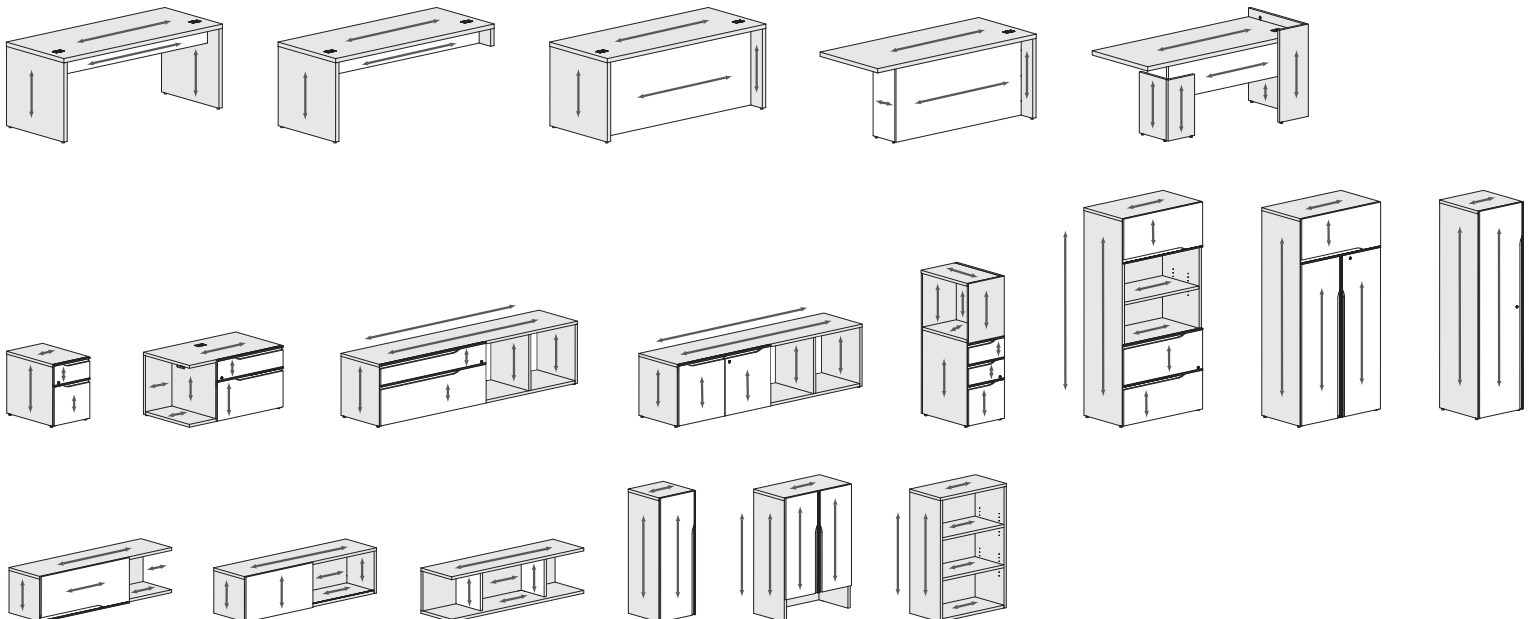


TWO-TONE AND HIGH-GLOSS FINISH APPLICATION

**Surfaces:** The first finish specified will be applied to the top and to the legs. The second specified finish will be applied to the back of the unit. For adjustable surfaces, the first finish will be applied to the top of the surface and the legs. The second finish will be applied to the back panels.

**Storage units:** The first finish specified will be applied to the frame of the unit. The second finish will be applied to the unit's front.

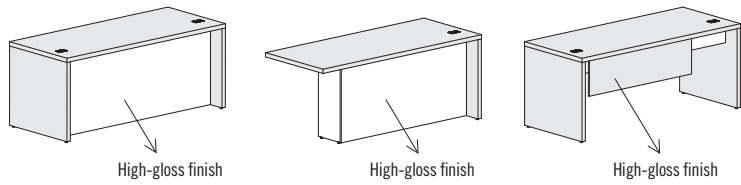
Two-tone application and wood grain direction:



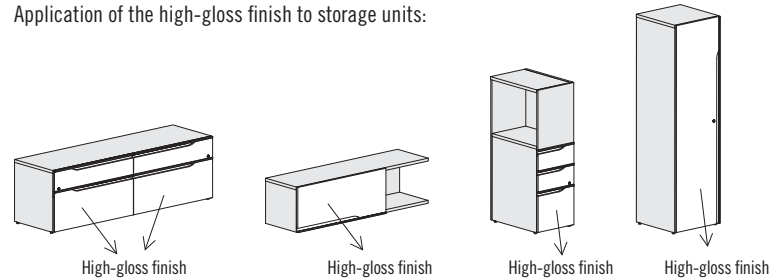


**TWO-TONE AND HIGH-GLOSS FINISH APPLICATION (CONTINUED)**

Application of the high-gloss finish to desks and modesty panels:



Application of the high-gloss finish to storage units:



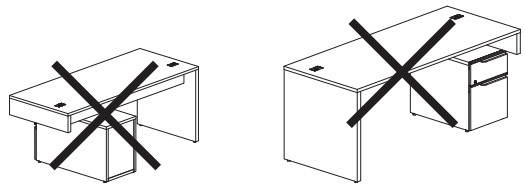
Order examples:

**YES** N1NRN-UL206021BE CCL/SNO

**YES** N1NRW-UL206021BE CCL (The W in the code indicates that fronts will be in High-Gloss White finish.)

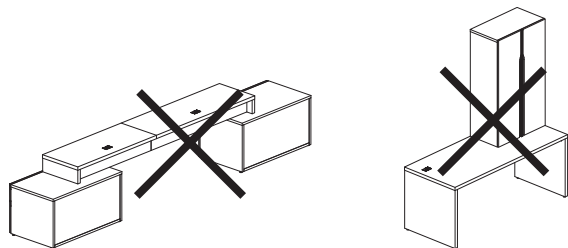
**NO** N1NRW-UL206021BE CCL/SNO (The W in the code indicates that fronts will be in High-Gloss White finish. Therefore, it is not possible to specify Snow SNO laminate finish as Color 02.)

**UNACCEPTABLE CONFIGURATIONS**



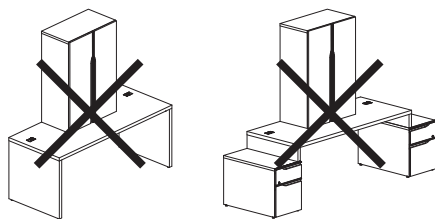
The surface's short leg must always rest on a low storage module.

The depth of the low storage module must be equal or greater than the depth of the surface.



The junction point between a surface and a return must be on a low storage unit.

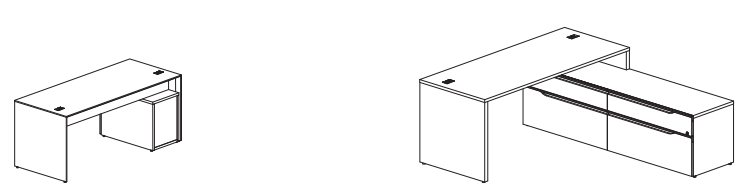
Total stackable height must be 73" (1850 mm) or less.



Stackable storage units must be positioned on top of a solid and stable configuration such as a desk with legs or freestanding storage modules.

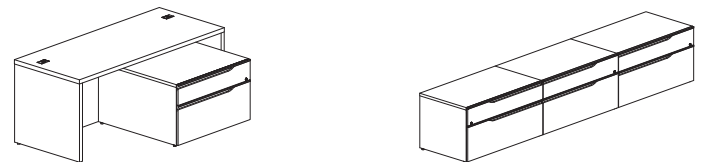
The hanging pedestal (NNN\_\_-161820F) is NOT compatible on 20" (500 mm) deep desks and returns.

**NON-RECOMMENDED CONFIGURATIONS**



It is preferable to position a storage module underneath a surface, 2" in recess, when the surface and legs have knife edge detailing.

Overlapping furniture elements can result in drawers being completely or partially inaccessible underneath the surface. It is preferable to choose another storage configuration.



Choose the depths of the furniture elements carefully, thus avoiding a situation where a storage module exceeds the surface depth.


The uneven handle gives a noticeable design value to the configuration. To create the desired effect, a certain attention must be given when specifying the orientation of the handles.

**SPECIFICATIONS**

**EDGEBANDING**

Is applied automatically on top and sides.


**N Edge**



1" and 1½"

The **N** edge is matched with the finish specified for the surface.

**Knife Edge**

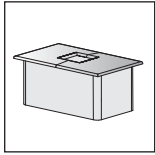


1½"

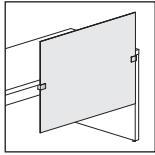
The knife edge **K** is available (and in matching color) **ONLY** when a wood grain finish or Snow (SND) is specified for the surface.

**METAL COMPONENTS**

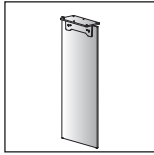
Satin chrome finish



**Grommet cover**



**Modular screen**




**Metal leg**

**HIGH-GLOSS FINISHES**



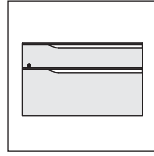
**B – High-Gloss Black**



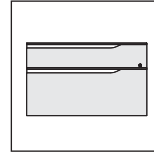
**W – High-Gloss White**

**HANDLES**

Anodized aluminum



**L – Left**



**R – Right**

**ORDERING EXAMPLES**

Low storage unit with box and file drawers, High-Gloss Black finish on fronts and handle on left.

**N1NLB-UL243021**

Rectangular surface with short back, full-height leg on right and short leg on left.

**N1NLN-RS2472B5**

**CODIFICATION**

Series	Thickness	Options		
		Edgebanding	Left/Right	High-Gloss Accent
<b>N</b>	1 Thermofused laminate 1"	<b>N</b> Smooth edge	<b>L</b> Left	<b>B</b> High-Gloss Black
	2 High-pressure laminate 1"	<b>K</b> Knife edge	<b>R</b> Right	<b>W</b> High-Gloss White
	5 Thermofused laminate 1½"			
	6 High-pressure laminate 1½"			

**STANDARDIZED DIMENSIONAL SPECIALS**

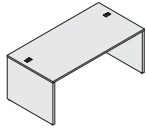
Because of the Nex collection's unique construction, the following standardized specials do not apply:

- Modification of the pedestal configuration
- Height modification for modesty panels

For further assistance, please contact the Quotations Department.

**DESKS AND SURFACES**

**Rectangular desks, short back, 2 long legs – 36" D**



9" (225 mm) recessed short back. 2 grommets. Can accommodate 1 or 2 low storage units and 1 modular modesty panel.  
Top: 1" (25 mm)  
Legs: 1½" (38 mm)

W x D x H (in)	W x D x H (mm)	Code	All Laminate (\$)	HPL Surfaces (\$)
78 x 36 x 29½	1950 x 900 x 752	N_NNN-RT3678A5	912	1,179
72 x 36 x 29½	1800 x 900 x 752	N_NNN-RT3672A5	896	1,137
66 x 36 x 29½	1650 x 900 x 752	N_NNN-RT3666A5	874	1,098
60 x 36 x 29½	1500 x 900 x 752	N_NNN-RT3660A5	857	1,060

Smooth edge (N). Specify the surface type (1, 2).

Top and legs: 1½" (38 mm)

78 x 36 x 29½	1950 x 900 x 752	N_NNN-RT3678A5	989	1,251
72 x 36 x 29½	1800 x 900 x 752	N_NNN-RT3672A5	966	1,207
66 x 36 x 29½	1650 x 900 x 752	N_NNN-RT3666A5	939	1,164
60 x 36 x 29½	1500 x 900 x 752	N_NNN-RT3660A5	912	1,114

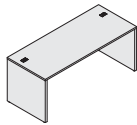
Smooth edge (N). Specify the surface type (5, 6).

Top and legs: 1½" (38 mm) with knife edge

78 x 36 x 29½	1950 x 900 x 752	N_KNN-RT3678A5	1,240	1,498
72 x 36 x 29½	1800 x 900 x 752	N_KNN-RT3672A5	1,207	1,453
66 x 36 x 29½	1650 x 900 x 752	N_KNN-RT3666A5	1,186	1,404
60 x 36 x 29½	1500 x 900 x 752	N_KNN-RT3660A5	1,164	1,361

Knife edge (K). Specify the surface type (5, 6).

**Rectangular desks, short back, 2 long legs – 30" D**



6" (150 mm) recessed short back. 2 grommets. Can accommodate 1 or 2 low storage units and 1 modular modesty panel.  
Top: 1" (25 mm)  
Legs: 1½" (38 mm)

78 x 30 x 29½	1950 x 750 x 752	N_NNN-RT3078A5	852	1,075
72 x 30 x 29½	1800 x 750 x 752	N_NNN-RT3072A5	830	1,038
66 x 30 x 29½	1650 x 750 x 752	N_NNN-RT3066A5	815	1,005
60 x 30 x 29½	1500 x 750 x 752	N_NNN-RT3060A5	797	966

Smooth edge (N). Specify the surface type (1, 2).

Top and legs: 1½" (38 mm)

78 x 30 x 29½	1950 x 750 x 752	N_NNN-RT3078A5	912	1,125
72 x 30 x 29½	1800 x 750 x 752	N_NNN-RT3072A5	891	1,093
66 x 30 x 29½	1650 x 750 x 752	N_NNN-RT3066A5	869	1,049
60 x 30 x 29½	1500 x 750 x 752	N_NNN-RT3060A5	842	1,016

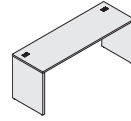
Smooth edge (N). Specify the surface type (5, 6).

Top and legs: 1½" (38 mm) with knife edge

78 x 30 x 29½	1950 x 750 x 752	N_KNN-RT3078A5	1,158	1,376
72 x 30 x 29½	1800 x 750 x 752	N_KNN-RT3072A5	1,131	1,333
66 x 30 x 29½	1650 x 750 x 752	N_KNN-RT3066A5	1,109	1,301
60 x 30 x 29½	1500 x 750 x 752	N_KNN-RT3060A5	1,093	1,257

Knife edge (K). Specify the surface type (5, 6).

**Rectangular desks, short back, 2 long legs – 24" D**



3" (75 mm) recessed short back. 2 grommets. Can accommodate 1 or 2 low storage units and 1 modular modesty panel.  
Top: 1" (25 mm)  
Legs: 1½" (38 mm)

W x D x H (in)	W x D x H (mm)	Code	All Laminate (\$)	HPL Surfaces (\$)
72 x 24 x 29½	1800 x 600 x 752	N_NNN-RT2472A5	770	934
66 x 24 x 29½	1650 x 600 x 752	N_NNN-RT2466A5	754	901
60 x 24 x 29½	1500 x 600 x 752	N_NNN-RT2460A5	743	874
54 x 24 x 29½	1350 x 600 x 752	N_NNN-RT2454A5	727	852
48 x 24 x 29½	1200 x 600 x 752	N_NNN-RT2448A5	711	820

Smooth edge (N). Specify the surface type (1, 2).

Top and legs: 1½" (38 mm)

72 x 24 x 29½	1800 x 600 x 752	N_NNN-RT2472A5	815	973
66 x 24 x 29½	1650 x 600 x 752	N_NNN-RT2466A5	797	939
60 x 24 x 29½	1500 x 600 x 752	N_NNN-RT2460A5	770	906
54 x 24 x 29½	1350 x 600 x 752	N_NNN-RT2454A5	754	880
48 x 24 x 29½	1200 x 600 x 752	N_NNN-RT2448A5	737	842

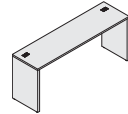
Smooth edge (N). Specify the surface type (5, 6).

Top and legs: 1½" (38 mm) with knife edge

72 x 24 x 29½	1800 x 600 x 752	N_KNN-RT2472A5	1,055	1,212
66 x 24 x 29½	1650 x 600 x 752	N_KNN-RT2466A5	1,038	1,186
60 x 24 x 29½	1500 x 600 x 752	N_KNN-RT2460A5	1,021	1,153
54 x 24 x 29½	1350 x 600 x 752	N_KNN-RT2454A5	1,005	1,120
48 x 24 x 29½	1200 x 600 x 752	N_KNN-RT2448A5	979	1,088

Knife edge (K). Specify the surface type (5, 6).

**Rectangular desks, short back, 2 long legs – 20" D**



3" (75 mm) recessed short back. 2 grommets. Can accommodate 1 modular modesty panel.  
Top: 1" (25 mm)  
Legs: 1½" (38 mm)

72 x 20 x 29½	1800 x 500 x 752	N_NNN-RT2072A5	737	869
66 x 20 x 29½	1650 x 500 x 752	N_NNN-RT2066A5	721	836
60 x 20 x 29½	1500 x 500 x 752	N_NNN-RT2060A5	711	815
54 x 20 x 29½	1350 x 500 x 752	N_NNN-RT2054A5	688	792
48 x 20 x 29½	1200 x 500 x 752	N_NNN-RT2048A5	673	759

Smooth edge (N). Specify the surface type (1, 2).

Top and legs: 1½" (38 mm)

72 x 20 x 29½	1800 x 500 x 752	N_NNN-RT2072A5	759	896
66 x 20 x 29½	1650 x 500 x 752	N_NNN-RT2066A5	743	869
60 x 20 x 29½	1500 x 500 x 752	N_NNN-RT2060A5	727	836
54 x 20 x 29½	1350 x 500 x 752	N_NNN-RT2054A5	716	815
48 x 20 x 29½	1200 x 500 x 752	N_NNN-RT2048A5	693	787

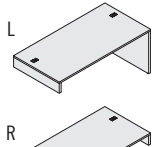
Smooth edge (N). Specify the surface type (5, 6).

Top and legs: 1½" (38 mm) with knife edge

72 x 20 x 29½	1800 x 500 x 752	N_KNN-RT2072A5	1,010	1,137
66 x 20 x 29½	1650 x 500 x 752	N_KNN-RT2066A5	989	1,109
60 x 20 x 29½	1500 x 500 x 752	N_KNN-RT2060A5	973	1,088
54 x 20 x 29½	1350 x 500 x 752	N_KNN-RT2054A5	956	1,055
48 x 20 x 29½	1200 x 500 x 752	N_KNN-RT2048A5	939	1,028

Knife edge (K). Specify the surface type (5, 6).

**Rectangular surfaces, short back, 1 long and 1 short leg – 36" D**



W x D x H (in)	W x D x H (mm)	Code	All Laminate (\$)	HPL Surfaces (\$)
<i>9" (225 mm) recessed short back. 2 grommets. Must use 1 low storage unit as support. Can accommodate 1 modular modesty panel.</i>				
<i>Top: 1" (25 mm)</i>				
<i>Legs: 1½" (38 mm)</i>				
84 x 36 x 29½	2100 x 900 x 752	N_N_N-RS3684B5	946	1,229
78 x 36 x 29½	1950 x 900 x 752	N_N_N-RS3678B5	825	1,093
72 x 36 x 29½	1800 x 900 x 752	N_N_N-RS3672B5	809	1,049
66 x 36 x 29½	1650 x 900 x 752	N_N_N-RS3666B5	792	1,010
60 x 36 x 29½	1500 x 900 x 752	N_N_N-RS3660B5	765	973

Smooth edge (N). Specify the surface type (1, 2). Choose left or right (L, R).

*Top and legs: 1½" (38 mm)*

84 x 36 x 29½	2100 x 900 x 752	N_N_N-RS3684B5	1,028	1,306
78 x 36 x 29½	1950 x 900 x 752	N_N_N-RS3678B5	901	1,164
72 x 36 x 29½	1800 x 900 x 752	N_N_N-RS3672B5	880	1,114
66 x 36 x 29½	1650 x 900 x 752	N_N_N-RS3666B5	852	1,075
60 x 36 x 29½	1500 x 900 x 752	N_N_N-RS3660B5	825	1,028

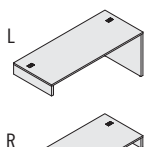
Smooth edge (N). Specify the surface type (5, 6). Choose left or right (L, R).

*Top and legs: 1½" (38 mm) with knife edge*

84 x 36 x 29½	2100 x 900 x 752	N_K_N-RS3684B5	1,344	1,622
78 x 36 x 29½	1950 x 900 x 752	N_K_N-RS3678B5	1,147	1,404
72 x 36 x 29½	1800 x 900 x 752	N_K_N-RS3672B5	1,120	1,361
66 x 36 x 29½	1650 x 900 x 752	N_K_N-RS3666B5	1,098	1,316
60 x 36 x 29½	1500 x 900 x 752	N_K_N-RS3660B5	1,065	1,267

Knife edge (K). Specify the surface type (5, 6). Choose left or right (L, R).

**Rectangular surfaces, short back, 1 long and 1 short leg – 30" D**



W x D x H (in)	W x D x H (mm)	Code	All Laminate (\$)	HPL Surfaces (\$)
<i>6" (150 mm) recessed short back. 2 grommets. Must use 1 low storage unit as support. Can accommodate 1 modular modesty panel.</i>				
<i>Top: 1" (25 mm)</i>				
<i>Legs: 1½" (38 mm)</i>				
84 x 30 x 29½	2100 x 750 x 752	N_N_N-RS3084B5	891	1,125
78 x 30 x 29½	1950 x 750 x 752	N_N_N-RS3078B5	770	1,000
72 x 30 x 29½	1800 x 750 x 752	N_N_N-RS3072B5	754	961
66 x 30 x 29½	1650 x 750 x 752	N_N_N-RS3066B5	737	929
60 x 30 x 29½	1500 x 750 x 752	N_N_N-RS3060B5	721	891

Smooth edge (N). Specify the surface type (1, 2). Choose left or right (L, R).

*Top and legs: 1½" (38 mm)*

84 x 30 x 29½	2100 x 750 x 752	N_N_N-RS3084B5	956	1,192
78 x 30 x 29½	1950 x 750 x 752	N_N_N-RS3078B5	830	1,049
72 x 30 x 29½	1800 x 750 x 752	N_N_N-RS3072B5	815	1,016
66 x 30 x 29½	1650 x 750 x 752	N_N_N-RS3066B5	792	973
60 x 30 x 29½	1500 x 750 x 752	N_N_N-RS3060B5	765	934

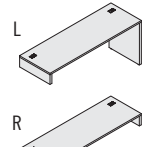
Smooth edge (N). Specify the surface type (5, 6). Choose left or right (L, R).

*Top and legs: 1½" (38 mm) with knife edge*

84 x 30 x 29½	2100 x 750 x 752	N_K_N-RS3084B5	1,273	1,508
78 x 30 x 29½	1950 x 750 x 752	N_K_N-RS3078B5	1,083	1,301
72 x 30 x 29½	1800 x 750 x 752	N_K_N-RS3072B5	1,055	1,257
66 x 30 x 29½	1650 x 750 x 752	N_K_N-RS3066B5	1,033	1,212
60 x 30 x 29½	1500 x 750 x 752	N_K_N-RS3060B5	1,016	1,179

Knife edge (K). Specify the surface type (5, 6). Choose left or right (L, R).

**Rectangular surfaces, short back, 1 long and 1 short leg – 24" D**



W x D x H (in)	W x D x H (mm)	Code	All Laminate (\$)	HPL Surfaces (\$)
<i>3" (75 mm) recessed short back. 2 grommets. Must use 1 low storage unit as support. Can accommodate 1 modular modesty panel.</i>				
<i>Top: 1" (25 mm)</i>				
<i>Legs: 1½" (38 mm)</i>				
72 x 24 x 29½	1800 x 600 x 752	N_N_N-RS2472B5	711	869
66 x 24 x 29½	1650 x 600 x 752	N_N_N-RS2466B5	688	836
60 x 24 x 29½	1500 x 600 x 752	N_N_N-RS2460B5	678	815
54 x 24 x 29½	1350 x 600 x 752	N_N_N-RS2454B5	661	787
48 x 24 x 29½	1200 x 600 x 752	N_N_N-RS2448B5	645	754

Smooth edge (N). Specify the surface type (1, 2). Choose left or right (L, R).

*Top and legs: 1½" (38 mm)*

72 x 24 x 29½	1800 x 600 x 752	N_N_N-RS2472B5	748	906
66 x 24 x 29½	1650 x 600 x 752	N_N_N-RS2466B5	727	874
60 x 24 x 29½	1500 x 600 x 752	N_N_N-RS2460B5	711	842
54 x 24 x 29½	1350 x 600 x 752	N_N_N-RS2454B5	688	809
48 x 24 x 29½	1200 x 600 x 752	N_N_N-RS2448B5	673	782

Smooth edge (N). Specify the surface type (5, 6). Choose left or right (L, R).

*Top and legs: 1½" (38 mm) with knife edge*

72 x 24 x 29½	1800 x 600 x 752	N_K_N-RS2472B5	989	1,153
66 x 24 x 29½	1650 x 600 x 752	N_K_N-RS2466B5	973	1,120
60 x 24 x 29½	1500 x 600 x 752	N_K_N-RS2460B5	956	1,088
54 x 24 x 29½	1350 x 600 x 752	N_K_N-RS2454B5	934	1,055
48 x 24 x 29½	1200 x 600 x 752	N_K_N-RS2448B5	912	1,021

Knife edge (K). Specify the surface type (5, 6). Choose left or right (L, R).

**Rectangular surfaces, short back, 2 short legs – 36" D**



W x D x H (in)	W x D x H (mm)	Code	All Laminate (\$)	HPL Surfaces (\$)
<i>9" (225 mm) recessed short back. 2 grommets. Must use 2 low storage units as support. Can accommodate 1 modular modesty panel.</i>				
<i>Top: 1" (25 mm)</i>				
<i>Legs: 1½" (38 mm)</i>				
84 x 36 x 7½	2100 x 900 x 191	N_NNN-RS3684C5	857	1,147
78 x 36 x 7½	1950 x 900 x 191	N_NNN-RS3678C5	737	1,005
72 x 36 x 7½	1800 x 900 x 191	N_NNN-RS3672C5	721	961
66 x 36 x 7½	1650 x 900 x 191	N_NNN-RS3666C5	705	929
60 x 36 x 7½	1500 x 900 x 191	N_NNN-RS3660C5	678	885

Smooth edge (N). Specify the surface type (1, 2).

*Top and legs: 1½" (38 mm)*

84 x 36 x 7½	2100 x 900 x 191	N_NNN-RS3684C5	939	1,212
78 x 36 x 7½	1950 x 900 x 191	N_NNN-RS3678C5	815	1,075
72 x 36 x 7½	1800 x 900 x 191	N_NNN-RS3672C5	787	1,028
66 x 36 x 7½	1650 x 900 x 191	N_NNN-RS3666C5	759	979
60 x 36 x 7½	1500 x 900 x 191	N_NNN-RS3660C5	737	939

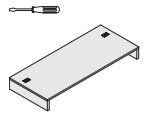
Smooth edge (N). Specify the surface type (5, 6).

*Top and legs: 1½" (38 mm) with knife edge*

84 x 36 x 7½	2100 x 900 x 191	N_KNN-RS3684C5	1,257	1,535
78 x 36 x 7½	1950 x 900 x 191	N_KNN-RS3678C5	1,055	1,316
72 x 36 x 7½	1800 x 900 x 191	N_KNN-RS3672C5	1,033	1,273
66 x 36 x 7½	1650 x 900 x 191	N_KNN-RS3666C5	1,010	1,229
60 x 36 x 7½	1500 x 900 x 191	N_KNN-RS3660C5	979	1,179

Knife edge (K). Specify the surface type (5, 6).

W x D x H (in)	W x D x H (mm)	Code	All Laminate (\$)	HPL Surfaces (\$)
<b>Rectangular surfaces, short back, 2 short legs – 30" D</b>				
<i>6" (150 mm) recessed short back. 2 grommets. Must use 2 low storage units as support. Can accommodate 1 modular modesty panel.</i>				
<i>Top: 1" (25 mm)</i>				
<i>Legs: 1½" (38 mm)</i>				
84 x 30 x 7½	2100 x 750 x 191	N_NNN-RS3084C5	815	1,055
78 x 30 x 7½	1950 x 750 x 191	N_NNN-RS3078C5	693	918
72 x 30 x 7½	1800 x 750 x 191	N_NNN-RS3072C5	683	885
66 x 30 x 7½	1650 x 750 x 191	N_NNN-RS3066C5	666	852
60 x 30 x 7½	1500 x 750 x 191	N_NNN-RS3060C5	650	815



**Smooth edge (N). Specify the surface type (1, 2).**

*Top and legs: 1½" (38 mm)*

84 x 30 x 7½	2100 x 750 x 191	N_NNN-RS3084C5	880	1,109
78 x 30 x 7½	1950 x 750 x 191	N_NNN-RS3078C5	754	973
72 x 30 x 7½	1800 x 750 x 191	N_NNN-RS3072C5	732	934
66 x 30 x 7½	1650 x 750 x 191	N_NNN-RS3066C5	716	896
60 x 30 x 7½	1500 x 750 x 191	N_NNN-RS3060C5	688	857

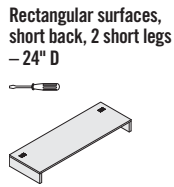
**Smooth edge (N). Specify the surface type (5, 6).**

*Top and legs: 1½" (38 mm) with knife edge*

84 x 30 x 7½	2100 x 750 x 191	N_KNN-RS3084C5	1,197	1,426
78 x 30 x 7½	1950 x 750 x 191	N_KNN-RS3078C5	1,005	1,212
72 x 30 x 7½	1800 x 750 x 191	N_KNN-RS3072C5	979	1,179
66 x 30 x 7½	1650 x 750 x 191	N_KNN-RS3066C5	956	1,137
60 x 30 x 7½	1500 x 750 x 191	N_KNN-RS3060C5	934	1,103

**Knife edge (K). Specify the surface type (5, 6).**

W x D x H (in)	W x D x H (mm)	Code	All Laminate (\$)	HPL Surfaces (\$)
<b>Rectangular surfaces, short back, 2 short legs – 24" D</b>				
<i>3" (75 mm) recessed short back. 2 grommets. Use 2 low storage units as support. Can accommodate 1 modular modesty panel.</i>				
<i>Top: 1" (25 mm)</i>				
<i>Legs: 1½" (38 mm)</i>				
72 x 24 x 7½	1800 x 600 x 191	N_NNN-RS2472C5	645	809
66 x 24 x 7½	1650 x 600 x 191	N_NNN-RS2466C5	623	782
60 x 24 x 7½	1500 x 600 x 191	N_NNN-RS2460C5	612	748
54 x 24 x 7½	1350 x 600 x 191	N_NNN-RS2454C5	600	721
48 x 24 x 7½	1200 x 600 x 191	N_NNN-RS2448C5	584	693



**Smooth edge (N). Specify the surface type (1, 2).**

*Top and legs: 1½" (38 mm)*

72 x 24 x 7½	1800 x 600 x 191	N_NNN-RS2472C5	683	842
66 x 24 x 7½	1650 x 600 x 191	N_NNN-RS2466C5	661	809
60 x 24 x 7½	1500 x 600 x 191	N_NNN-RS2460C5	645	782
54 x 24 x 7½	1350 x 600 x 191	N_NNN-RS2454C5	623	743
48 x 24 x 7½	1200 x 600 x 191	N_NNN-RS2448C5	607	716

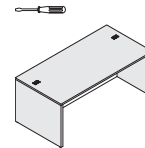
**Smooth edge (N). Specify the surface type (5, 6).**

*Top and legs: 1½" (38 mm) with knife edge*

72 x 24 x 7½	1800 x 600 x 191	N_KNN-RS2472C5	929	1,088
66 x 24 x 7½	1650 x 600 x 191	N_KNN-RS2466C5	906	1,055
60 x 24 x 7½	1500 x 600 x 191	N_KNN-RS2460C5	885	1,021
54 x 24 x 7½	1350 x 600 x 191	N_KNN-RS2454C5	869	989
48 x 24 x 7½	1200 x 600 x 191	N_KNN-RS2448C5	852	956

**Knife edge (K). Specify the surface type (5, 6).**

W x D x H (in)	W x D x H (mm)	Code	All Laminate (\$)	HPL Surfaces (\$)
<b>Rectangular desks, full modesty panel, 2 long legs – 36" D</b>				
<i>9" (225 mm) recessed full-height modesty panel. 2 grommets. Can accommodate 1 or 2 pedestals NNN__-161820F or NNN__-MP161820F.</i>				
<i>Top: 1" (25 mm)</i>				
<i>Legs: 1½" (38 mm)</i>				
72 x 36 x 29½	1800 x 900 x 752	N_NN_-RT3672A	874	1,120
66 x 36 x 29½	1650 x 900 x 752	N_NN_-RT3666A	825	1,033
60 x 36 x 29½	1500 x 900 x 752	N_NN_-RT3660A	782	951



High-Gloss Black (B) or High-Gloss White (W) modesty panel finish option: add \$273.

**Smooth edge (N). Specify the surface type (1, 2). Specify the modesty panel finish (B, W, N).**

*Top and legs: 1½" (38 mm)*

72 x 36 x 29½	1800 x 900 x 752	N_NN_-RT3672A	961	1,202
66 x 36 x 29½	1650 x 900 x 752	N_NN_-RT3666A	901	1,103
60 x 36 x 29½	1500 x 900 x 752	N_NN_-RT3660A	836	1,010

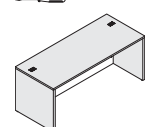
**Smooth edge (N). Specify the surface type (5, 6). Specify the modesty panel finish (B, W, N).**

*Top and legs: 1½" (38 mm) with knife edge*

72 x 36 x 29½	1800 x 900 x 752	N_KN_-RT3672A	1,448	1,688
66 x 36 x 29½	1650 x 900 x 752	N_KN_-RT3666A	1,361	1,568
60 x 36 x 29½	1500 x 900 x 752	N_KN_-RT3660A	1,278	1,448

**Knife edge (K). Specify the surface type (5, 6). Specify the modesty panel finish (B, W, N).**

W x D x H (in)	W x D x H (mm)	Code	All Laminate (\$)	HPL Surfaces (\$)
<b>Rectangular desks, full modesty panel, 2 long legs – 30" D</b>				
<i>6" (150 mm) recessed full-height modesty panel. 2 grommets. Can accommodate 1 or 2 pedestals NNN__-161820F or NNN__-MP161820F.</i>				
<i>Top: 1" (25 mm)</i>				
<i>Legs: 1½" (38 mm)</i>				
72 x 30 x 29½	1800 x 750 x 752	N_NN_-RT3072A	830	1,060
66 x 30 x 29½	1650 x 750 x 752	N_NN_-RT3066A	802	1,005
60 x 30 x 29½	1500 x 750 x 752	N_NN_-RT3060A	770	946



High-Gloss Black (B) or High-Gloss White (W) modesty panel finish option: add \$273.

**Smooth edge (N). Specify the surface type (1, 2). Specify the modesty panel finish (B, W, N).**

*Top and legs: 1½" (38 mm)*

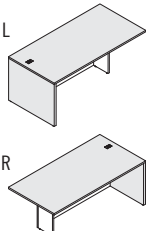
72 x 30 x 29½	1800 x 750 x 752	N_NN_-RT3072A	912	1,147
66 x 30 x 29½	1650 x 750 x 752	N_NN_-RT3066A	874	1,075
60 x 30 x 29½	1500 x 750 x 752	N_NN_-RT3060A	836	1,005

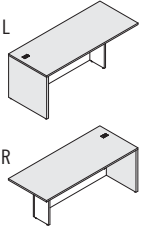
**Smooth edge (N). Specify the surface type (5, 6). Specify the modesty panel finish (B, W, N).**

*Top and legs: 1½" (38 mm) with knife edge*

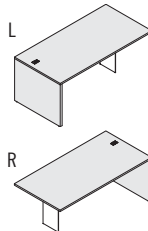
72 x 30 x 29½	1800 x 750 x 752	N_KN_-RT3072A	1,399	1,628
66 x 30 x 29½	1650 x 750 x 752	N_KN_-RT3066A	1,338	1,535
60 x 30 x 29½	1500 x 750 x 752	N_KN_-RT3060A	1,273	1,448

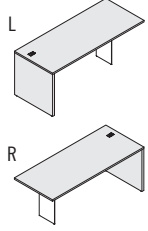
**Knife edge (K). Specify the surface type (5, 6). Specify the modesty panel finish (B, W, N).**

	W x D x H (in)	W x D x H (mm)	Code	All Laminate (\$)	HPL Surfaces (\$)
<b>Rectangular desks, full modesty panel, meeting space – 36" D</b> 	<i>9" (225 mm) recessed full-height modesty panel. Meeting space. 1 grommet. Can accommodate 1 pedestal NNN__-161820F or NNN__-MP161820F.</i> Top: 1" (25 mm) Exterior leg: 1½" (38 mm) Recessed leg: 1" (25 mm)				
	78 x 36 x 29½	1950 x 900 x 752	N_N__-RTM3678	797	1,055
	72 x 36 x 29½	1800 x 900 x 752	N_N__-RTM3672	770	1,016
	66 x 36 x 29½	1650 x 900 x 752	N_N__-RTM3666	748	973
	60 x 36 x 29½	1500 x 900 x 752	N_N__-RTM3660	727	934
<b>Smooth edge (N). Specify the surface type (1, 2). Choose left or right (L, R). Specify the modesty panel finish (B, W, N).</b>	Top and exterior leg: 1½" (38 mm) Recessed leg: 1" (25 mm)				
	78 x 36 x 29½	1950 x 900 x 752	N_N__-RTM3678	891	1,158
	72 x 36 x 29½	1800 x 900 x 752	N_N__-RTM3672	863	1,103
	66 x 36 x 29½	1650 x 900 x 752	N_N__-RTM3666	830	1,049
	60 x 36 x 29½	1500 x 900 x 752	N_N__-RTM3660	802	1,005
<b>Smooth edge (N). Specify the surface type (5, 6). Choose left or right (L, R). Specify the modesty panel finish (B, W, N).</b>	Top and exterior leg: 1½" (38 mm) with knife edge Recessed leg: 1" (25 mm)				
	78 x 36 x 29½	1950 x 900 x 752	N_K__-RTM3678	1,344	1,607
	72 x 36 x 29½	1800 x 900 x 752	N_K__-RTM3672	1,295	1,530
	66 x 36 x 29½	1650 x 900 x 752	N_K__-RTM3666	1,240	1,458
	60 x 36 x 29½	1500 x 900 x 752	N_K__-RTM3660	1,186	1,387
<b>Knife edge (K). Specify the surface type (5, 6). Choose left or right (L, R). Specify the modesty panel finish (B, W, N).</b>	Top and exterior leg: 1½" (38 mm) with knife edge Recessed leg: 1" (25 mm)				
	78 x 36 x 29½	1950 x 900 x 752	N_K__-RTM3678	1,344	1,607
	72 x 36 x 29½	1800 x 900 x 752	N_K__-RTM3672	1,295	1,530
	66 x 36 x 29½	1650 x 900 x 752	N_K__-RTM3666	1,240	1,458
	60 x 36 x 29½	1500 x 900 x 752	N_K__-RTM3660	1,186	1,387

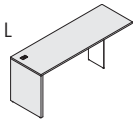
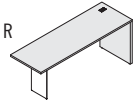
	W x D x H (in)	W x D x H (mm)	Code	All Laminate (\$)	HPL Surfaces (\$)
<b>Rectangular desks, full modesty panel, meeting space – 30" D</b> 	<i>6" (150 mm) recessed full-height modesty panel. Meeting space. 1 grommet. Can accommodate 1 pedestal NNN__-161820F or NNN__-MP161820F.</i> Top: 1" (25 mm) Exterior leg: 1½" (38 mm) Recessed leg: 1" (25 mm)				
	78 x 30 x 29½	1950 x 750 x 752	N_N__-RTM3078	754	966
	72 x 30 x 29½	1800 x 750 x 752	N_N__-RTM3072	732	934
	66 x 30 x 29½	1650 x 750 x 752	N_N__-RTM3066	711	896
	60 x 30 x 29½	1500 x 750 x 752	N_N__-RTM3060	688	863
<b>Smooth edge (N). Specify the surface type (1, 2). Choose left or right (L, R). Specify the modesty panel finish (B, W, N).</b>	Top and exterior legs: 1½" (38 mm) Recessed leg: 1" (25 mm)				
	78 x 30 x 29½	1950 x 750 x 752	N_N__-RTM3078	825	1,043
	72 x 30 x 29½	1800 x 750 x 752	N_N__-RTM3072	802	1,005
	66 x 30 x 29½	1650 x 750 x 752	N_N__-RTM3066	782	961
	60 x 30 x 29½	1500 x 750 x 752	N_N__-RTM3060	748	912
<b>Smooth edge (N). Specify the surface type (5, 6). Choose left or right (L, R). Specify the modesty panel finish (B, W, N).</b>	Top and exterior legs: 1½" (38 mm) with knife edge Recessed leg: 1" (25 mm)				
	78 x 30 x 29½	1950 x 750 x 752	N_K__-RTM3078	1,278	1,503
	72 x 30 x 29½	1800 x 750 x 752	N_K__-RTM3072	1,235	1,431
	66 x 30 x 29½	1650 x 750 x 752	N_K__-RTM3066	1,186	1,371
	60 x 30 x 29½	1500 x 750 x 752	N_K__-RTM3060	1,137	1,306
<b>Knife edge (K). Specify the surface type (5, 6). Choose left or right (L, R). Specify the modesty panel finish (B, W, N).</b>	Top and exterior legs: 1½" (38 mm) with knife edge Recessed leg: 1" (25 mm)				
	78 x 30 x 29½	1950 x 750 x 752	N_K__-RTM3078	1,278	1,503
	72 x 30 x 29½	1800 x 750 x 752	N_K__-RTM3072	1,235	1,431
	66 x 30 x 29½	1650 x 750 x 752	N_K__-RTM3066	1,186	1,371
	60 x 30 x 29½	1500 x 750 x 752	N_K__-RTM3060	1,137	1,306

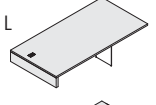
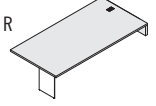
High-Gloss Black (B) or High-Gloss White (W) modesty panel finish option: add \$218.

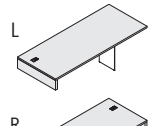
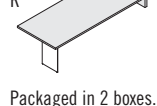
	W x D x H (in)	W x D x H (mm)	Code	All Laminate (\$)	HPL Surfaces (\$)
<b>Rectangular desks, short back, 1 long and 1 metal leg, meeting space – 36" D</b> 	<i>9" (225 mm) recessed short back. Meeting space. 1 grommet. 1 metal leg. Can accommodate 1 low storage unit and 1 modular modesty panel. Must be attached to another surface.</i> Top: 1" (25 mm) Leg: 1½" (38 mm)				
	78 x 36 x 29½	1950 x 900 x 752	N_N_N-RT3678PA5	1,321	1,579
	72 x 36 x 29½	1800 x 900 x 752	N_N_N-RT3672PA5	1,301	1,546
	66 x 36 x 29½	1650 x 900 x 752	N_N_N-RT3666PA5	1,278	1,503
	60 x 36 x 29½	1500 x 900 x 752	N_N_N-RT3660PA5	1,262	1,465
<b>Smooth edge (N). Specify the surface type (1, 2). Choose left or right (L, R).</b>	Top and leg: 1½" (38 mm)				
	78 x 36 x 29½	1950 x 900 x 752	N_N_N-RT3678PA5	1,399	1,656
	72 x 36 x 29½	1800 x 900 x 752	N_N_N-RT3672PA5	1,376	1,612
	66 x 36 x 29½	1650 x 900 x 752	N_N_N-RT3666PA5	1,344	1,568
	60 x 36 x 29½	1500 x 900 x 752	N_N_N-RT3660PA5	1,321	1,524
<b>Smooth edge (N). Specify the surface type (5, 6). Choose left or right (L, R).</b>	Top and leg: 1½" (38 mm) with knife edge				
	78 x 36 x 29½	1950 x 900 x 752	N_K_N-RT3678PA5	1,589	1,852
	72 x 36 x 29½	1800 x 900 x 752	N_K_N-RT3672PA5	1,563	1,803
	66 x 36 x 29½	1650 x 900 x 752	N_K_N-RT3666PA5	1,540	1,758
	60 x 36 x 29½	1500 x 900 x 752	N_K_N-RT3660PA5	1,508	1,711
<b>Knife edge (K). Specify the surface type (5, 6). Choose left or right (L, R).</b>	Top and leg: 1½" (38 mm) with knife edge				
	78 x 36 x 29½	1950 x 900 x 752	N_K_N-RT3678PA5	1,589	1,852
	72 x 36 x 29½	1800 x 900 x 752	N_K_N-RT3672PA5	1,563	1,803
	66 x 36 x 29½	1650 x 900 x 752	N_K_N-RT3666PA5	1,540	1,758
	60 x 36 x 29½	1500 x 900 x 752	N_K_N-RT3660PA5	1,508	1,711

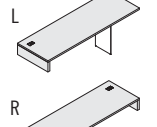

	W x D x H (in)	W x D x H (mm)	Code	All Laminate (\$)	HPL Surfaces (\$)
<b>Rectangular desks, short back, 1 long and 1 metal leg, meeting space – 30" D</b> 	<i>6" (150 mm) recessed short back. Meeting space. 1 grommet. 1 metal leg. Can accommodate 1 low storage unit and 1 modular modesty panel. Must be attached to another surface.</i> Top: 1" (25 mm) Leg: 1½" (38 mm)				
	78 x 30 x 29½	1950 x 750 x 752	N_N_N-RT3078PA5	1,273	1,458
	72 x 30 x 29½	1800 x 750 x 752	N_N_N-RT3072PA5	1,257	1,420
	66 x 30 x 29½	1650 x 750 x 752	N_N_N-RT3066PA5	1,240	1,387
	60 x 30 x 29½	1500 x 750 x 752	N_N_N-RT3060PA5	1,224	1,333
<b>Smooth edge (N). Specify the surface type (1, 2). Choose left or right (L, R).</b>	Top and leg: 1½" (38 mm)				
	78 x 30 x 29½	1950 x 750 x 752	N_N_N-RT3078PA5	1,333	1,557
	72 x 30 x 29½	1800 x 750 x 752	N_N_N-RT3072PA5	1,316	1,519
	66 x 30 x 29½	1650 x 750 x 752	N_N_N-RT3066PA5	1,295	1,480
	60 x 30 x 29½	1500 x 750 x 752	N_N_N-RT3060PA5	1,267	1,448
<b>Smooth edge (N). Specify the surface type (5, 6). Choose left or right (L, R).</b>	Top and leg: 1½" (38 mm) with knife edge				
	78 x 30 x 29½	1950 x 750 x 752	N_K_N-RT3078PA5	1,530	1,748
	72 x 30 x 29½	1800 x 750 x 752	N_K_N-RT3072PA5	1,503	1,711
	66 x 30 x 29½	1650 x 750 x 752	N_K_N-RT3066PA5	1,480	1,677
	60 x 30 x 29½	1500 x 750 x 752	N_K_N-RT3060PA5	1,465	1,639
<b>Knife edge (K). Specify the surface type (5, 6). Choose left or right (L, R).</b>	Top and leg: 1½" (38 mm) with knife edge				
	78 x 30 x 29½	1950 x 750 x 752	N_K_N-RT3078PA5	1,530	1,748
	72 x 30 x 29½	1800 x 750 x 752	N_K_N-RT3072PA5	1,503	1,711
	66 x 30 x 29½	1650 x 750 x 752	N_K_N-RT3066PA5	1,480	1,677
	60 x 30 x 29½	1500 x 750 x 752	N_K_N-RT3060PA5	1,465	1,639

High-Gloss Black (B) or High-Gloss White (W) modesty panel finish option: add \$218.

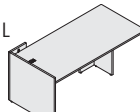
	W x D x H (in)	W x D x H (mm)	Code	All Laminate (\$)	HPL Surfaces (\$)
<b>Rectangular desks, short back, 1 long and 1 metal leg, meeting space – 24" D</b>	<i>3" (75 mm) recessed short back. Meeting space. 1 grommet. 1 metal leg. Can accommodate 1 low storage unit and 1 modular modesty panel. Must be attached to another surface. Top: 1" (25 mm) Leg: 1½" (38 mm)</i>				
	78 x 24 x 29½	1950 x 600 x 752	N_N_N-RT2478PA5	1,224	1,399
	72 x 24 x 29½	1800 x 600 x 752	N_N_N-RT2472PA5	1,207	1,371
	66 x 24 x 29½	1650 x 600 x 752	N_N_N-RT2466PA5	1,192	1,344
	60 x 24 x 29½	1500 x 600 x 752	N_N_N-RT2460PA5	1,179	1,316
	<b>Smooth edge (N). Specify the surface type (1, 2). Choose left or right (L, R).</b>				
	<i>Top and leg: 1½" (38 mm)</i>				
	78 x 24 x 29½	1950 x 600 x 752	N_N_N-RT2478PA5	1,267	1,448
	72 x 24 x 29½	1800 x 600 x 752	N_N_N-RT2472PA5	1,251	1,410
	66 x 24 x 29½	1650 x 600 x 752	N_N_N-RT2466PA5	1,235	1,382
	60 x 24 x 29½	1500 x 600 x 752	N_N_N-RT2460PA5	1,212	1,349
<b>Smooth edge (N). Specify the surface type (5, 6). Choose left or right (L, R).</b>					
	<i>Top and leg: 1½" (38 mm) with knife edge</i>				
	78 x 24 x 29½	1950 x 600 x 752	N_K_N-RT2478PA5	1,465	1,634
	72 x 24 x 29½	1800 x 600 x 752	N_K_N-RT2472PA5	1,448	1,607
	66 x 24 x 29½	1650 x 600 x 752	N_K_N-RT2466PA5	1,426	1,574
	60 x 24 x 29½	1500 x 600 x 752	N_K_N-RT2460PA5	1,410	1,540
<b>Knife edge (K). Specify the surface type (5, 6). Choose left or right (L, R).</b>					

	W x D x H (in)	W x D x H (mm)	Code	All Laminate (\$)	HPL Surfaces (\$)
<b>Rectangular surfaces, short back, 1 short and 1 metal leg, meeting space – 36" D</b>	<i>9" (225 mm) recessed short back. Meeting space. 1 grommet. Must use 1 low storage unit as support. Can accommodate 1 modular modesty panel. Top: 1" (25 mm) Leg: 1½" (38 mm)</i>				
	84 x 36 x 29½	2100 x 900 x 752	N_N_N-RS3684PB5	1,355	1,639
	78 x 36 x 29½	1950 x 900 x 752	N_N_N-RS3678PB5	1,240	1,503
	72 x 36 x 29½	1800 x 900 x 752	N_N_N-RS3672PB5	1,224	1,465
	66 x 36 x 29½	1650 x 900 x 752	N_N_N-RS3666PB5	1,197	1,420
	60 x 36 x 29½	1500 x 900 x 752	N_N_N-RS3660PB5	1,179	1,387
	<b>Smooth edge (N). Specify the surface type (1, 2). Choose left or right (L, R).</b>				
	<i>Top and leg: 1½" (38 mm)</i>				
	84 x 36 x 29½	2100 x 900 x 752	N_N_N-RS3684PB5	1,453	1,721
	78 x 36 x 29½	1950 x 900 x 752	N_N_N-RS3678PB5	1,321	1,579
	72 x 36 x 29½	1800 x 900 x 752	N_N_N-RS3672PB5	1,301	1,535
	66 x 36 x 29½	1650 x 900 x 752	N_N_N-RS3666PB5	1,267	1,485
	60 x 36 x 29½	1500 x 900 x 752	N_N_N-RS3660PB5	1,246	1,442
<b>Smooth edge (N). Specify the surface type (5, 6). Choose left or right (L, R).</b>					
	<i>Top and leg: 1½" (38 mm) with knife edge</i>				
	84 x 36 x 29½	2100 x 900 x 752	N_K_N-RS3684PB5	1,716	1,989
	78 x 36 x 29½	1950 x 900 x 752	N_K_N-RS3678PB5	1,519	1,771
	72 x 36 x 29½	1800 x 900 x 752	N_K_N-RS3672PB5	1,485	1,721
	66 x 36 x 29½	1650 x 900 x 752	N_K_N-RS3666PB5	1,465	1,683
	60 x 36 x 29½	1500 x 900 x 752	N_K_N-RS3660PB5	1,431	1,634
<b>Knife edge (K). Specify the surface type (5, 6). Choose left or right (L, R).</b>					

	W x D x H (in)	W x D x H (mm)	Code	All Laminate (\$)	HPL Surfaces (\$)
<b>Rectangular surfaces, short back, 1 short and 1 metal leg, meeting space – 30" D</b>	<i>6" (150 mm) recessed short back. Meeting space. 1 grommet. Must use 1 low storage unit as support. Can accommodate 1 modular modesty panel. Top: 1" (25 mm) Leg: 1½" (38 mm)</i>				
	84 x 30 x 29½	2100 x 750 x 752	N_N_N-RS3084PB5	1,321	1,557
	78 x 30 x 29½	1950 x 750 x 752	N_N_N-RS3078PB5	1,202	1,426
	72 x 30 x 29½	1800 x 750 x 752	N_N_N-RS3072PB5	1,186	1,394
	66 x 30 x 29½	1650 x 750 x 752	N_N_N-RS3066PB5	1,169	1,355
	60 x 30 x 29½	1500 x 750 x 752	N_N_N-RS3060PB5	1,153	1,321
	<b>Smooth edge (N). Specify the surface type (1, 2). Choose left or right (L, R).</b>				
	<i>Top and leg: 1½" (38 mm)</i>				
	84 x 30 x 29½	2100 x 750 x 752	N_N_N-RS3084PB5	1,415	1,622
	78 x 30 x 29½	1950 x 750 x 752	N_N_N-RS3078PB5	1,283	1,485
	72 x 30 x 29½	1800 x 750 x 752	N_N_N-RS3072PB5	1,257	1,448
	66 x 30 x 29½	1650 x 750 x 752	N_N_N-RS3066PB5	1,229	1,410
	60 x 30 x 29½	1500 x 750 x 752	N_N_N-RS3060PB5	1,202	1,371
<b>Smooth edge (N). Specify the surface type (5, 6). Choose left or right (L, R).</b>					
	<i>Top and leg: 1½" (38 mm) with knife edge</i>				
	84 x 30 x 29½	2100 x 750 x 752	N_K_N-RS3084PB5	1,683	1,890
	78 x 30 x 29½	1950 x 750 x 752	N_K_N-RS3078PB5	1,480	1,677
	72 x 30 x 29½	1800 x 750 x 752	N_K_N-RS3072PB5	1,453	1,639
	66 x 30 x 29½	1650 x 750 x 752	N_K_N-RS3066PB5	1,420	1,601
	60 x 30 x 29½	1500 x 750 x 752	N_K_N-RS3060PB5	1,394	1,557
<b>Knife edge (K). Specify the surface type (5, 6). Choose left or right (L, R).</b>					

	W x D x H (in)	W x D x H (mm)	Code	All Laminate (\$)	HPL Surfaces (\$)
<b>Rectangular surfaces, short back, 1 short and 1 metal leg, meeting space – 24" D</b>	<i>3" (75 mm) recessed short back. Meeting space. 1 grommet. Must use 1 low storage unit as support. Can accommodate 1 modular modesty panel. Top: 1" (25 mm) Leg: 1½" (38 mm)</i>				
	78 x 24 x 29½	1950 x 600 x 752	N_N_N-RS2478PB5	1,169	1,344
	72 x 24 x 29½	1800 x 600 x 752	N_N_N-RS2472PB5	1,153	1,316
	66 x 24 x 29½	1650 x 600 x 752	N_N_N-RS2466PB5	1,137	1,283
	60 x 24 x 29½	1500 x 600 x 752	N_N_N-RS2460PB5	1,120	1,257
	<b>Smooth edge (N). Specify the surface type (1, 2). Choose left or right (L, R).</b>				
	<i>Top and leg: 1½" (38 mm)</i>				
	78 x 24 x 29½	1950 x 600 x 752	N_N_N-RS2478PB5	1,212	1,387
	72 x 24 x 29½	1800 x 600 x 752	N_N_N-RS2472PB5	1,197	1,355
	66 x 24 x 29½	1650 x 600 x 752	N_N_N-RS2466PB5	1,179	1,328
	60 x 24 x 29½	1500 x 600 x 752	N_N_N-RS2460PB5	1,164	1,295
<b>Smooth edge (N). Specify the surface type (5, 6). Choose left or right (L, R).</b>					
	<i>Top and leg: 1½" (38 mm) with knife edge</i>				
	78 x 24 x 29½	1950 x 600 x 752	N_K_N-RS2478PB5	1,404	1,579
	72 x 24 x 29½	1800 x 600 x 752	N_K_N-RS2472PB5	1,387	1,546
	66 x 24 x 29½	1650 x 600 x 752	N_K_N-RS2466PB5	1,371	1,519
	60 x 24 x 29½	1500 x 600 x 752	N_K_N-RS2460PB5	1,349	1,485
<b>Knife edge (K). Specify the surface type (5, 6). Choose left or right (L, R).</b>					

**Adjustable rectangular desks, half-height modesty panel, meeting space – 36" D**



W x D x H (in)	W x D x H (mm)	Code	All Laminate (\$)	HPL Surfaces (\$)
<i>9" (225 mm) recessed half-height modesty panel. Meeting space. 1 grommet. Adjustable from 27" (701 mm) to 33" (828 mm) in 1" (25 mm) increments. Can accommodate 1 pedestal NNN_-161820F or NNN_-MP161820F. Top: 1" (25 mm)</i>				
72 x 36 x 27-33	1800 x 900 x 701-828	N_N_N-IRT3672	984	1,212
66 x 36 x 27-33	1650 x 900 x 701-828	N_N_N-IRT3666	961	1,179
60 x 36 x 27-33	1500 x 900 x 701-828	N_N_N-IRT3660	946	1,137

Smooth edge (N). Specify the surface type (1, 2). Choose left or right (L, R).

*Top: 1½" (38 mm)*

72 x 36 x 27-33	1800 x 900 x 701-828	N_N_N-IRT3672	1,075	1,295
66 x 36 x 27-33	1650 x 900 x 701-828	N_N_N-IRT3666	1,043	1,246
60 x 36 x 27-33	1500 x 900 x 701-828	N_N_N-IRT3660	1,016	1,202

*Top: 1½" (38 mm) with knife edge on 3 sides*

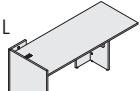
72 x 36 x 27-33	1800 x 900 x 701-828	N_K_N-IRT3672	1,453	1,677
66 x 36 x 27-33	1650 x 900 x 701-828	N_K_N-IRT3666	1,420	1,628
60 x 36 x 27-33	1500 x 900 x 701-828	N_K_N-IRT3660	1,399	1,579

Knife edge (K). Specify the surface type (5, 6). Choose left or right (L, R).

*Visitor side*




**Adjustable rectangular desks, half-height modesty panel, meeting space – 30" D**



W x D x H (in)	W x D x H (mm)	Code	All Laminate (\$)	HPL Surfaces (\$)
<i>6" (150 mm) recessed half-height modesty panel. Meeting space. 1 grommet. Adjustable from 27" (701 mm) to 33" (828 mm) in 1" (25 mm) increments. Can accommodate 1 pedestal NNN_-161820F or NNN_-MP161820F. Top: 1" (25 mm)</i>				
72 x 30 x 27-33	1800 x 750 x 701-828	N_N_N-IRT3072	946	1,137
66 x 30 x 27-33	1650 x 750 x 701-828	N_N_N-IRT3066	929	1,103
60 x 30 x 27-33	1500 x 750 x 701-828	N_N_N-IRT3060	906	1,075

Smooth edge (N). Specify the surface type (1, 2). Choose left or right (L, R).

*Top: 1½" (38 mm)*

72 x 30 x 27-33	1800 x 750 x 701-828	N_N_N-IRT3072	1,021	1,202
66 x 30 x 27-33	1650 x 750 x 701-828	N_N_N-IRT3066	1,000	1,164
60 x 30 x 27-33	1500 x 750 x 701-828	N_N_N-IRT3060	966	1,125

Smooth edge (N). Specify the surface type (5, 6). Choose left or right (L, R).

*Top: 1½" (38 mm) with knife edge on 3 sides*

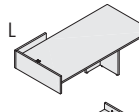
72 x 30 x 27-33	1800 x 750 x 701-828	N_K_N-IRT3072	1,399	1,579
66 x 30 x 27-33	1650 x 750 x 701-828	N_K_N-IRT3066	1,376	1,546
60 x 30 x 27-33	1500 x 750 x 701-828	N_K_N-IRT3060	1,349	1,503

Knife edge (K). Specify the surface type (5, 6). Choose left or right (L, R).

*Visitor side*




**Adjustable rectangular surfaces, half-height modesty panel, meeting space – 36" D**



W x D x H (in)	W x D x H (mm)	Code	All Laminate (\$)	HPL Surfaces (\$)
<i>9" (225 mm) recessed half-height modesty panel. Meeting space. 1 grommet. Adjustable from 27" (701 mm) to 33" (828 mm) in 1" (25 mm) increments. Must use 1 low storage unit as support. Top: 1" (25 mm)</i>				
72 x 36 x 27-33	1800 x 900 x 701-828	N_N_N-IRS3672	934	1,164
66 x 36 x 27-33	1650 x 900 x 701-828	N_N_N-IRS3666	906	1,120
60 x 36 x 27-33	1500 x 900 x 701-828	N_N_N-IRS3660	891	1,088

Smooth edge (N). Specify the surface type (1, 2). Choose left or right (L, R).

*Top: 1½" (38 mm)*

72 x 36 x 27-33	1800 x 900 x 701-828	N_N_N-IRS3672	1,016	1,240
66 x 36 x 27-33	1650 x 900 x 701-828	N_N_N-IRS3666	989	1,197
60 x 36 x 27-33	1500 x 900 x 701-828	N_N_N-IRS3660	961	1,153

*Top: 1½" (38 mm) with knife edge on 3 sides*

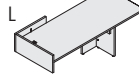
72 x 36 x 27-33	1800 x 900 x 701-828	N_K_N-IRS3672	1,387	1,607
66 x 36 x 27-33	1650 x 900 x 701-828	N_K_N-IRS3666	1,355	1,563
60 x 36 x 27-33	1500 x 900 x 701-828	N_K_N-IRS3660	1,328	1,524

Knife edge (K). Specify the surface type (5, 6). Choose left or right (L, R).

*Visitor side*




**Adjustable rectangular surfaces, half-height modesty panel, meeting space – 30" D**



W x D x H (in)	W x D x H (mm)	Code	All Laminate (\$)	HPL Surfaces (\$)
<i>Half-height 6" (150 mm) recessed modesty panel. Meeting space. 1 grommet. Adjustable from 27" (701 mm) to 33" (828 mm) in 1" (25 mm) increments. Must use 1 low storage unit as support. Top: 1" (25 mm)</i>				
72 x 30 x 27-33	1800 x 750 x 701-828	N_N_N-IRS3072	896	1,093
66 x 30 x 27-33	1650 x 750 x 701-828	N_N_N-IRS3066	880	1,055
60 x 30 x 27-33	1500 x 750 x 701-828	N_N_N-IRS3060	863	1,028

Smooth edge (N). Specify the surface type (1, 2). Choose left or right (L, R).

*Top: 1½" (38 mm)*

72 x 30 x 27-33	1800 x 750 x 701-828	N_N_N-IRS3072	973	1,158
66 x 30 x 27-33	1650 x 750 x 701-828	N_N_N-IRS3066	951	1,114
60 x 30 x 27-33	1500 x 750 x 701-828	N_N_N-IRS3060	918	1,083

Smooth edge (N). Specify the surface type (5, 6). Choose left or right (L, R).

*Top: 1½" (38 mm) with knife edge on 3 sides*

72 x 30 x 27-33	1800 x 750 x 701-828	N_K_N-IRS3072	1,338	1,524
66 x 30 x 27-33	1650 x 750 x 701-828	N_K_N-IRS3066	1,316	1,480
60 x 30 x 27-33	1500 x 750 x 701-828	N_K_N-IRS3060	1,295	1,448

Knife edge (K). Specify the surface type (5, 6). Choose left or right (L, R).

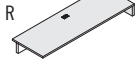
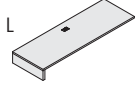
*Visitor side*






**RETURNS**

**Rectangular returns, short back, 1 short leg – 24" D**



W x D x H (in)	W x D x H (mm)	Code	All Laminate (\$)	HPL Surfaces (\$)
<i>3" (75 mm) recessed short back. 1 grommet. Must use 1 low storage unit as support and must be attached to another surface. Can accommodate 1 modular modesty panel.</i>				
<i>Top: 1" (25 mm)</i>				
<i>Leg: 1½" (38 mm)</i>				
72 x 24 x 7½	1800 x 600 x 191	N_N-N-R2472B5	536	688
66 x 24 x 7½	1650 x 600 x 191	N_N-N-R2466B5	519	661
60 x 24 x 7½	1500 x 600 x 191	N_N-N-R2460B5	503	639
54 x 24 x 7½	1350 x 600 x 191	N_N-N-R2454B5	491	607
48 x 24 x 7½	1200 x 600 x 191	N_N-N-R2448B5	470	579

**Smooth edge (N). Specify the surface type (1, 2). Choose left or right (L, R).**

*Top and leg: 1½" (38 mm)*

72 x 24 x 7½	1800 x 600 x 191	N_N-N-R2472B5	574	727
66 x 24 x 7½	1650 x 600 x 191	N_N-N-R2466B5	557	693
60 x 24 x 7½	1500 x 600 x 191	N_N-N-R2460B5	536	661
54 x 24 x 7½	1350 x 600 x 191	N_N-N-R2454B5	519	633
48 x 24 x 7½	1200 x 600 x 191	N_N-N-R2448B5	503	600

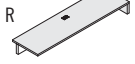
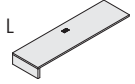
**Smooth edge (N). Specify the surface type (5, 6). Choose left or right (L, R).**

*Top and leg: 1½" (38 mm) with knife edge*

72 x 24 x 7½	1800 x 600 x 191	N_K-N-R2472B5	748	901
66 x 24 x 7½	1650 x 600 x 191	N_K-N-R2466B5	732	874
60 x 24 x 7½	1500 x 600 x 191	N_K-N-R2460B5	716	842
54 x 24 x 7½	1350 x 600 x 191	N_K-N-R2454B5	693	809
48 x 24 x 7½	1200 x 600 x 191	N_K-N-R2448B5	678	782

**Knife edge (K). Specify the surface type (5, 6). Choose left or right (L, R).**

**Rectangular returns, short back, 1 short leg – 20" D**



W x D x H (in)	W x D x H (mm)	Code	All Laminate (\$)	HPL Surfaces (\$)
<i>3" (75 mm) recessed short back. 1 grommet. Must use 1 low storage unit as support and must be attached to another surface. Can accommodate 1 modular modesty panel.</i>				
<i>Top: 1" (25 mm)</i>				
<i>Leg: 1½" (38 mm)</i>				
72 x 20 x 7½	1800 x 500 x 191	N_N-N-R2072B5	519	655
66 x 20 x 7½	1650 x 500 x 191	N_N-N-R2066B5	509	633
60 x 20 x 7½	1500 x 500 x 191	N_N-N-R2060B5	496	607
54 x 20 x 7½	1350 x 500 x 191	N_N-N-R2054B5	475	579
48 x 20 x 7½	1200 x 500 x 191	N_N-N-R2048B5	465	557

**Smooth edge (N). Specify the surface type (1, 2). Choose left or right (L, R).**

*Top and leg: 1½" (38 mm)*

72 x 20 x 7½	1800 x 500 x 191	N_N-N-R2072B5	557	683
66 x 20 x 7½	1650 x 500 x 191	N_N-N-R2066B5	536	655
60 x 20 x 7½	1500 x 500 x 191	N_N-N-R2060B5	519	633
54 x 20 x 7½	1350 x 500 x 191	N_N-N-R2054B5	503	600
48 x 20 x 7½	1200 x 500 x 191	N_N-N-R2048B5	486	574

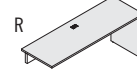
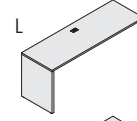
**Smooth edge (N). Specify the surface type (5, 6). Choose left or right (L, R).**

*Top and leg: 1½" (38 mm) with knife edge*

72 x 20 x 7½	1800 x 500 x 191	N_K-N-R2072B5	732	863
66 x 20 x 7½	1650 x 500 x 191	N_K-N-R2066B5	716	830
60 x 20 x 7½	1500 x 500 x 191	N_K-N-R2060B5	693	809
54 x 20 x 7½	1350 x 500 x 191	N_K-N-R2054B5	678	782
48 x 20 x 7½	1200 x 500 x 191	N_K-N-R2048B5	661	748

**Knife edge (K). Specify the surface type (5, 6). Choose left or right (L, R).**

**Rectangular returns, short back, 1 long leg – 24" D**



W x D x H (in)	W x D x H (mm)	Code	All Laminate (\$)	HPL Surfaces (\$)
<i>3" (75 mm) recessed short back. 1 grommet. Can accommodate 1 low storage unit and must be attached to another surface. Can accommodate 1 modular modesty panel.</i>				
<i>Top: 1" (25 mm)</i>				
<i>Leg: 1½" (38 mm)</i>				
72 x 24 x 29½	1800 x 600 x 752	N_N-N-R2472A5	607	765
66 x 24 x 29½	1650 x 600 x 752	N_N-N-R2466A5	590	737
60 x 24 x 29½	1500 x 600 x 752	N_N-N-R2460A5	574	716
54 x 24 x 29½	1350 x 600 x 752	N_N-N-R2454A5	563	683
48 x 24 x 29½	1200 x 600 x 752	N_N-N-R2448A5	541	655

**Smooth edge (N). Specify the surface type (1, 2). Choose left or right (L, R).**

*Top and leg: 1½" (38 mm)*

72 x 24 x 29½	1800 x 600 x 752	N_N-N-R2472A5	650	809
66 x 24 x 29½	1650 x 600 x 752	N_N-N-R2466A5	633	782
60 x 24 x 29½	1500 x 600 x 752	N_N-N-R2460A5	607	743
54 x 24 x 29½	1350 x 600 x 752	N_N-N-R2454A5	590	716
48 x 24 x 29½	1200 x 600 x 752	N_N-N-R2448A5	574	678

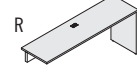
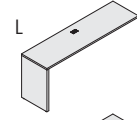
**Smooth edge (N). Specify the surface type (5, 6). Choose left or right (L, R).**

*Top and leg: 1½" (38 mm) with knife edge*

72 x 24 x 29½	1800 x 600 x 752	N_K-N-R2472A5	825	984
66 x 24 x 29½	1650 x 600 x 752	N_K-N-R2466A5	809	956
60 x 24 x 29½	1500 x 600 x 752	N_K-N-R2460A5	792	929
54 x 24 x 29½	1350 x 600 x 752	N_K-N-R2454A5	765	891
48 x 24 x 29½	1200 x 600 x 752	N_K-N-R2448A5	748	863

**Knife edge (K). Specify the surface type (5, 6). Choose left or right (L, R).**

**Rectangular returns, short back, 1 long leg – 20" D**



W x D x H (in)	W x D x H (mm)	Code	All Laminate (\$)	HPL Surfaces (\$)
<i>3" (75 mm) recessed short back. 1 grommet. Can accommodate 1 low storage unit and must be attached to another surface. Can accommodate 1 modular modesty panel.</i>				
<i>Top: 1" (25 mm)</i>				
<i>Leg: 1½" (38 mm)</i>				
72 x 20 x 29½	1800 x 500 x 752	N_N-N-R2072A5	590	727
66 x 20 x 29½	1650 x 500 x 752	N_N-N-R2066A5	574	693
60 x 20 x 29½	1500 x 500 x 752	N_N-N-R2060A5	563	673
54 x 20 x 29½	1350 x 500 x 752	N_N-N-R2054A5	541	645
48 x 20 x 29½	1200 x 500 x 752	N_N-N-R2048A5	529	618

**Smooth edge (N). Specify the surface type (1, 2). Choose left or right (L, R).**

*Top and leg: 1½" (38 mm)*

72 x 20 x 29½	1800 x 500 x 752	N_N-N-R2072A5	618	754
66 x 20 x 29½	1650 x 500 x 752	N_N-N-R2066A5	600	727
60 x 20 x 29½	1500 x 500 x 752	N_N-N-R2060A5	584	693
54 x 20 x 29½	1350 x 500 x 752	N_N-N-R2054A5	569	666
48 x 20 x 29½	1200 x 500 x 752	N_N-N-R2048A5	546	645

**Smooth edge (N). Specify the surface type (5, 6). Choose left or right (L, R).**

*Top and leg: 1½" (38 mm) with knife edge*

72 x 20 x 29½	1800 x 500 x 752	N_K-N-R2072A5	797	934
66 x 20 x 29½	1650 x 500 x 752	N_K-N-R2066A5	782	901
60 x 20 x 29½	1500 x 500 x 752	N_K-N-R2060A5	759	874
54 x 20 x 29½	1350 x 500 x 752	N_K-N-R2054A5	743	852
48 x 20 x 29½	1200 x 500 x 752	N_K-N-R2048A5	732	820

**Knife edge (K). Specify the surface type (5, 6). Choose left or right (L, R).**

	W x D x H (in)	W x D x H (mm)	Code	All Laminate (\$)	HPL Surfaces (\$)
<b>STORAGE</b>					
<b>Low storage units with drawers – 21" H</b>					
<i>1 box drawer and 1 file drawer with soft-close. No soft-close mechanism on 24" (600 mm) wide file drawer. Suspension bar. Pencil tray. Lock. Can accommodate 1 cushion: refer to page 57.</i>					
L	24 x 36 x 21	600 x 919 x 561	N_N_-F362421	1,229	1,295
	16 x 36 x 21	409 x 919 x 561	N_N_-F361621	1,131	1,192
	24 x 30 x 21	600 x 769 x 561	N_N_-F302421	1,192	1,257
R	16 x 30 x 21	409 x 769 x 561	N_N_-F301621	1,109	1,158
	24 x 24 x 21	600 x 619 x 561	N_N_-F242421	1,164	1,207
	16 x 24 x 21	409 x 619 x 561	N_N_-F241621	1,103	1,137

High-Gloss Black (B) or High-Gloss White (W) front finish option: add \$55.

	W x D x H (in)	W x D x H (mm)	Code	All Laminate (\$)	HPL Surfaces (\$)
<b>Low storage units with drawers – 21" H</b>					
<i>1 box drawer with soft-close and 1 file drawer with suspension bar. Pencil tray. Lock. Can accommodate 1 cushion: refer to page 57.</i>					
L	36 x 36 x 21	900 x 919 x 561	N_N_-UL363621	1,355	1,458
	30 x 36 x 21	750 x 919 x 561	N_N_-UL363021	1,283	1,382
	36 x 30 x 21	900 x 769 x 561	N_N_-UL303621	1,301	1,394
	30 x 30 x 21	750 x 769 x 561	N_N_-UL303021	1,240	1,321
R	36 x 24 x 21	900 x 619 x 561	N_N_-UL243621	1,251	1,333
	30 x 24 x 21	750 x 619 x 561	N_N_-UL243021	1,197	1,262

High-Gloss Black (B) or High-Gloss White (W) front finish option: add \$82.

	W x D x H (in)	W x D x H (mm)	Code	All Laminate (\$)	HPL Surfaces (\$)
<b>Low storage units with drawers on left and hidden space on right – 21" H</b>					
<i>1 box drawer with soft-close and 1 file drawer with suspension bar. Pencil tray. Lock. 12" (284 mm) hidden space on right. Can accommodate 1 cushion: refer to page 57.</i>					
	48 x 36 x 21	1200 x 919 x 561	N_NR_-364821ULS	1,601	1,738
	42 x 36 x 21	1050 x 919 x 561	N_NR_-364221ULS	1,552	1,683
	48 x 30 x 21	1200 x 769 x 561	N_NR_-304821ULS	1,552	1,683
	42 x 30 x 21	1050 x 769 x 561	N_NR_-304221ULS	1,503	1,617
	48 x 24 x 21	1200 x 619 x 561	N_NR_-244821ULS	1,485	1,594
	42 x 24 x 21	1050 x 619 x 561	N_NR_-244221ULS	1,448	1,535

High-Gloss Black (B) or High-Gloss White (W) front finish option: add \$109.

	W x D x H (in)	W x D x H (mm)	Code	All Laminate (\$)	HPL Surfaces (\$)
<b>Low storage units with drawers on right and hidden space on left – 21" H</b>					
<i>1 box drawer with soft-close and 1 file drawer with suspension bar. Pencil tray. Lock. 12" (284 mm) hidden space on left. Can accommodate 1 cushion: refer to page 57.</i>					
	48 x 36 x 21	1200 x 919 x 561	N_NL_-SUL364821	1,601	1,738
	42 x 36 x 21	1050 x 919 x 561	N_NL_-SUL364221	1,552	1,683
	48 x 30 x 21	1200 x 769 x 561	N_NL_-SUL304821	1,552	1,683
	42 x 30 x 21	1050 x 769 x 561	N_NL_-SUL304221	1,503	1,617
	48 x 24 x 21	1200 x 619 x 561	N_NL_-SUL244821	1,485	1,594
	42 x 24 x 21	1050 x 619 x 561	N_NL_-SUL244221	1,448	1,535

High-Gloss Black (B) or High-Gloss White (W) front finish option: add \$109.

	W x D x H (in)	W x D x H (mm)	Code	All Laminate (\$)	HPL Surfaces (\$)
<b>Low storage units with drawers on left and open bookcase on right – 21" H</b>					
<i>1 box drawer and 1 file drawer with soft-close. Suspension bar. Pencil tray. Lock. Open bookcase without back on right. Can accommodate 1 cushion: refer to page 57.</i>					
	48 x 36 x 21	1200 x 919 x 561	N_NR_-F364821BE	1,410	1,634
	42 x 36 x 21	1050 x 919 x 561	N_NR_-F364221BE	1,394	1,568
	36 x 36 x 21	900 x 919 x 561	N_NR_-F363621BE	1,371	1,519
	30 x 36 x 21	750 x 919 x 561	N_NR_-F363021BE	1,344	1,458
	48 x 30 x 21	1200 x 769 x 561	N_NR_-F304821BE	1,371	1,540
	42 x 30 x 21	1050 x 769 x 561	N_NR_-F304221BE	1,349	1,485
	36 x 30 x 21	900 x 769 x 561	N_NR_-F303621BE	1,328	1,442
	30 x 30 x 21	750 x 769 x 561	N_NR_-F303021BE	1,306	1,387
	48 x 24 x 21	1200 x 619 x 561	N_NR_-F244821BE	1,349	1,453
	42 x 24 x 21	1050 x 619 x 561	N_NR_-F244221BE	1,321	1,410
	36 x 24 x 21	900 x 619 x 561	N_NR_-F243621BE	1,283	1,371
	30 x 24 x 21	750 x 619 x 561	N_NR_-F243021BE	1,257	1,321
	48 x 20 x 21	1200 x 519 x 561	N_NR_-F204821BE	1,311	1,399
	42 x 20 x 21	1050 x 519 x 561	N_NR_-F204221BE	1,283	1,361
	36 x 20 x 21	900 x 519 x 561	N_NR_-F203621BE	1,262	1,328
	30 x 20 x 21	750 x 519 x 561	N_NR_-F203021BE	1,240	1,295

High-Gloss Black (B) or High-Gloss White (W) front finish option: add \$55.

	W x D x H (in)	W x D x H (mm)	Code	All Laminate (\$)	HPL Surfaces (\$)
<b>Low storage units with drawers on right and open bookcase on left – 21" H</b>					
<i>1 box drawer and 1 file drawer with soft-close. Suspension bar. Pencil tray. Lock. Open bookcase without back on left. Can accommodate 1 cushion: refer to page 57.</i>					
	48 x 36 x 21	1200 x 919 x 561	N_NL_-BE364821F	1,410	1,634
	42 x 36 x 21	1050 x 919 x 561	N_NL_-BE364221F	1,394	1,568
	36 x 36 x 21	900 x 919 x 561	N_NL_-BE363621F	1,371	1,519
	30 x 36 x 21	750 x 919 x 561	N_NL_-BE363021F	1,344	1,458
	48 x 30 x 21	1200 x 769 x 561	N_NL_-BE304821F	1,371	1,540
	42 x 30 x 21	1050 x 769 x 561	N_NL_-BE304221F	1,349	1,485
	36 x 30 x 21	900 x 769 x 561	N_NL_-BE303621F	1,328	1,442
	30 x 30 x 21	750 x 769 x 561	N_NL_-BE303021F	1,306	1,387
	48 x 24 x 21	1200 x 619 x 561	N_NL_-BE244821F	1,349	1,453
	42 x 24 x 21	1050 x 619 x 561	N_NL_-BE244221F	1,321	1,410
	36 x 24 x 21	900 x 619 x 561	N_NL_-BE243621F	1,283	1,371
	30 x 24 x 21	750 x 619 x 561	N_NL_-BE243021F	1,257	1,321
	48 x 20 x 21	1200 x 519 x 561	N_NL_-BE204821F	1,311	1,399
	42 x 20 x 21	1050 x 519 x 561	N_NL_-BE204221F	1,283	1,361
	36 x 20 x 21	900 x 519 x 561	N_NL_-BE203621F	1,262	1,328
	30 x 20 x 21	750 x 519 x 561	N_NL_-BE203021F	1,240	1,244

High-Gloss Black (B) or High-Gloss White (W) front finish option: add \$55.

	W x D x H (in)	W x D x H (mm)	Code	All Laminate (\$)	HPL Surfaces (\$)
<b>Low storage units with drawers on left and open CPU storage on right – 21" H</b>					
<i>1 box drawer and 1 file drawer with soft-close. Suspension bar. Pencil tray. Lock. Open CPU storage on right. Grommets on the surface and on the side of CPU storage. Can accommodate 1 cushion: refer to page 57. CPU space: 7½" (193 mm).</i>					
	24 x 36 x 21	600 x 919 x 561	N_NR_-F362421CPU	1,207	1,283
	24 x 30 x 21	600 x 769 x 561	N_NR_-F302421CPU	1,174	1,240
	24 x 24 x 21	600 x 619 x 561	N_NR_-F242421CPU	1,137	1,192

High-Gloss Black (B) or High-Gloss White (W) front finish option: add \$55.

	W x D x H (in)	W x D x H (mm)	Code	All Laminate (\$)	HPL Surfaces (\$)
<b>Low storage units with drawers on right and open CPU storage on left – 21" H</b>					
<i>1 box drawer and 1 file drawer with soft-close. Suspension bar. Pencil tray. Lock. Open CPU storage on left. Grommets on the surface and on the side of CPU storage. Can accommodate 1 cushion: refer to page 57. CPU space: 7½" (193 mm).</i>					
	24 x 36 x 21	600 x 919 x 561	N_NL_-SUL362421CPU	1,207	1,283
	24 x 30 x 21	600 x 769 x 561	N_NL_-SUL302421CPU	1,174	1,240
	24 x 24 x 21	600 x 619 x 561	N_NL_-SUL242421CPU	1,137	1,192

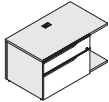
High-Gloss Black (B) or High-Gloss White (W) front finish option: add \$55.

W x D x H (in)	W x D x H (mm)	Code	All Laminate (\$)	HPL Surfaces (\$)
<b>Low storage units with drawers on right and open CPU storage on left – 21" H</b>				
<i>1 box drawer and 1 file drawer with soft-close. Suspension bar. Pencil tray. Lock. Open CPU storage on left. Grommets on the surface and on the side of CPU storage. Can accommodate 1 cushion: refer to page 57. CPU space: 7½" (193 mm).</i>				
24 x 36 x 21	600 x 919 x 561	N_NL_-CPU362421F	1,207	1,283
24 x 30 x 21	600 x 769 x 561	N_NL_-CPU302421F	1,174	1,240
24 x 24 x 21	600 x 619 x 561	N_NL_-CPU242421F	1,137	1,192



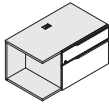
High-Gloss Black (B) or High-Gloss White (W) front finish option: add \$55.

W x D x H (in)	W x D x H (mm)	Code	All Laminate (\$)	HPL Surfaces (\$)
<b>Low storage units with drawers on left and open CPU storage on right – 21" H</b>				
<i>1 box drawer with soft-close and 1 file drawer with suspension bar. Pencil tray. Lock. Open CPU storage on right. Grommets on the surface and on the side of CPU storage. Can accommodate 1 cushion: refer to page 57. CPU space: 12" (300 mm).</i>				
48 x 36 x 21	1200 x 919 x 561	N_NR_-UL364821CPU	1,431	1,601
42 x 36 x 21	1050 x 919 x 561	N_NR_-UL364221CPU	1,376	1,508
36 x 36 x 21	900 x 919 x 561	N_NR_-UL363621CPU	1,306	1,431
48 x 30 x 21	1200 x 769 x 561	N_NR_-UL304821CPU	1,382	1,508
42 x 30 x 21	1050 x 769 x 561	N_NR_-UL304221CPU	1,321	1,431
36 x 30 x 21	900 x 769 x 561	N_NR_-UL303621CPU	1,262	1,361
48 x 24 x 21	1200 x 619 x 561	N_NR_-UL244821CPU	1,328	1,426
42 x 24 x 21	1050 x 619 x 561	N_NR_-UL244221CPU	1,267	1,361
36 x 24 x 21	900 x 619 x 561	N_NR_-UL243621CPU	1,224	1,301



High-Gloss Black (B) or High-Gloss White (W) front finish option: add \$82.

W x D x H (in)	W x D x H (mm)	Code	All Laminate (\$)	HPL Surfaces (\$)
<b>Low storage units with drawers on right and open CPU storage on left – 21" H</b>				
<i>1 box drawer with soft-close and 1 file drawer with suspension bar. Pencil tray. Lock. Open CPU storage on left. Grommets on the surface and on the side of CPU storage. Can accommodate 1 cushion: refer to page 57. CPU space: 12" (300 mm).</i>				
48 x 36 x 21	1200 x 919 x 561	N_NL_-CPU364821UL	1,431	1,601
42 x 36 x 21	1050 x 919 x 561	N_NL_-CPU364221UL	1,376	1,508
36 x 36 x 21	900 x 919 x 561	N_NL_-CPU363621UL	1,306	1,431
48 x 30 x 21	1200 x 769 x 561	N_NL_-CPU304821UL	1,382	1,508
42 x 30 x 21	1050 x 769 x 561	N_NL_-CPU304221UL	1,321	1,431
36 x 30 x 21	900 x 769 x 561	N_NL_-CPU303621UL	1,262	1,361
48 x 24 x 21	1200 x 619 x 561	N_NL_-CPU244821UL	1,328	1,426
42 x 24 x 21	1050 x 619 x 561	N_NL_-CPU244221UL	1,267	1,361
36 x 24 x 21	900 x 619 x 561	N_NL_-CPU243621UL	1,224	1,301



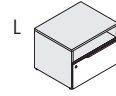
High-Gloss Black (B) or High-Gloss White (W) front finish option: add \$82.

W x D x H (in)	W x D x H (mm)	Code	All Laminate (\$)	HPL Surfaces (\$)
<b>Low storage units with drawer and pigeonhole – 21" H</b>				
<i>1 file drawer with soft-close. No soft-close mechanism on 24" (600 mm) wide file drawer. Suspension bar. Lock. Can accommodate 1 cushion: refer to page 57.</i>				
24 x 36 x 21	600 x 919 x 561	N_N_-SF362421	912	1,000
16 x 36 x 21	409 x 919 x 561	N_N_-SF361621	825	874
24 x 30 x 21	600 x 769 x 561	N_N_-SF302421	891	956
16 x 30 x 21	409 x 769 x 561	N_N_-SF301621	815	857
24 x 24 x 21	600 x 619 x 561	N_N_-SF242421	869	912
16 x 24 x 21	409 x 619 x 561	N_N_-SF241621	802	836



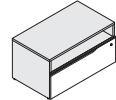
High-Gloss Black (B) or High-Gloss White (W) front finish option: add \$55.

W x D x H (in)	W x D x H (mm)	Code	All Laminate (\$)	HPL Surfaces (\$)
<b>Low storage units with drawer and pigeonhole – 21" H</b>				
<i>1 file drawer with suspension bar. Lock. Can accommodate 1 cushion: refer to page 57.</i>				
36 x 36 x 21	900 x 919 x 561	N_N_-SLF363621	1,147	1,273
30 x 36 x 21	750 x 919 x 561	N_N_-SLF363021	1,088	1,192
36 x 30 x 21	900 x 769 x 561	N_N_-SLF303621	1,093	1,192
30 x 30 x 21	750 x 769 x 561	N_N_-SLF303021	1,033	1,114
36 x 24 x 21	900 x 619 x 561	N_N_-SLF243621	1,038	1,114
30 x 24 x 21	750 x 619 x 561	N_N_-SLF243021	979	1,043



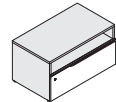
High-Gloss Black (B) or High-Gloss White (W) front finish option: add \$82.

W x D x H (in)	W x D x H (mm)	Code	All Laminate (\$)	HPL Surfaces (\$)
<b>Low storage units with drawer and pigeonhole, hidden space on right – 21" H</b>				
<i>1 file drawer with suspension bar. Lock. 12" (284 mm) hidden space on right. Can accommodate 1 cushion: refer to page 57.</i>				
48 x 36 x 21	1200 x 919 x 561	N_NR_-364821SLFS	1,453	1,568
42 x 36 x 21	1050 x 919 x 561	N_NR_-364221SLFS	1,387	1,503
48 x 30 x 21	1200 x 769 x 561	N_NR_-304821SLFS	1,361	1,480
42 x 30 x 21	1050 x 769 x 561	N_NR_-304221SLFS	1,306	1,420
48 x 24 x 21	1200 x 619 x 561	N_NR_-244821SLFS	1,278	1,399
42 x 24 x 21	1050 x 619 x 561	N_NR_-244221SLFS	1,229	1,344



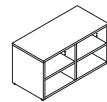
High-Gloss Black (B) or High-Gloss White (W) front finish option: add \$109.

W x D x H (in)	W x D x H (mm)	Code	All Laminate (\$)	HPL Surfaces (\$)
<b>Low storage units with drawer and pigeonhole, hidden space on left – 21" H</b>				
<i>1 file drawer with suspension bar. Lock. 12" (284 mm) hidden space on left. Can accommodate 1 cushion: refer to page 57.</i>				
48 x 36 x 21	1200 x 919 x 561	N_NL_-SSLF364821	1,453	1,568
42 x 36 x 21	1050 x 919 x 561	N_NL_-SSLF364221	1,387	1,503
48 x 30 x 21	1200 x 769 x 561	N_NL_-SSLF304821	1,361	1,480
42 x 30 x 21	1050 x 769 x 561	N_NL_-SSLF304221	1,306	1,420
48 x 24 x 21	1200 x 619 x 561	N_NL_-SSLF244821	1,278	1,399
42 x 24 x 21	1050 x 619 x 561	N_NL_-SSLF244221	1,229	1,344

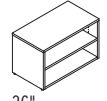


High-Gloss Black (B) or High-Gloss White (W) front finish option: add \$109.

W x D x H (in)	W x D x H (mm)	Code	All Laminate (\$)	HPL Surfaces (\$)
<b>Low storage units with bookcase – 21" H</b>				
<i>Can accommodate 1 cushion: refer to page 57. 48" W (1200 mm) - 42" W (1050 mm): 2 adjustable shelves; 36" W (900 mm): 1 adjustable shelf.</i>				
48 x 36 x 21	1200 x 900 x 561	N_NNN-BE364821	1,000	1,153
42 x 36 x 21	1050 x 900 x 561	N_NNN-BE364221	951	1,088
36 x 36 x 21	900 x 900 x 561	N_NNN-BE363621	797	912
48 x 30 x 21	1200 x 750 x 561	N_NNN-BE304821	918	1,049
42 x 30 x 21	1050 x 750 x 561	N_NNN-BE304221	880	989
36 x 30 x 21	900 x 750 x 561	N_NNN-BE303621	737	836
48 x 24 x 21	1200 x 600 x 561	N_NNN-BE244821	842	951
42 x 24 x 21	1050 x 600 x 561	N_NNN-BE244221	809	901
36 x 24 x 21	900 x 600 x 561	N_NNN-BE243621	683	759
48 x 20 x 21	1200 x 500 x 561	N_NNN-BE204821	797	885
42 x 20 x 21	1050 x 500 x 561	N_NNN-BE204221	765	836
36 x 20 x 21	900 x 500 x 561	N_NNN-BE203621	650	716



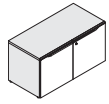
48" - 42"



36"

Smooth edge (N). Specify the surface type (1, 2).

**Low storage units with doors – 21" H**



High-Gloss Black (B) or High-Gloss White (W) front finish option: add \$109.

W x D x H (in)	W x D x H (mm)	Code	All Laminate (\$)	HPL Surfaces (\$)
<i>2 doors with soft-close. Lock. Can accommodate 1 cushion: refer to page 57.</i>				
<i>48" W (1200 mm) - 42" W (1050 mm): 2 adjustable shelves;</i>				
<i>36" W (900 mm) - 30" W (750 mm): 1 adjustable shelf.</i>				
48 x 36 x 21	1200 x 919 x 561	N_NN_-364821B	1,382	1,721
42 x 36 x 21	1050 x 919 x 561	N_NN_-364221B	1,349	1,465
36 x 36 x 21	900 x 919 x 561	N_NN_-363621B	1,321	1,420
30 x 36 x 21	750 x 919 x 561	N_NN_-363021B	1,262	1,349
48 x 30 x 21	1200 x 769 x 561	N_NN_-304821B	1,355	1,677
42 x 30 x 21	1050 x 769 x 561	N_NN_-304221B	1,316	1,420
36 x 30 x 21	900 x 769 x 561	N_NN_-303621B	1,273	1,371
30 x 30 x 21	750 x 769 x 561	N_NN_-303021B	1,229	1,306
48 x 24 x 21	1200 x 619 x 561	N_NN_-244821B	1,224	1,612
42 x 24 x 21	1050 x 619 x 561	N_NN_-244221B	1,179	1,267
36 x 24 x 21	900 x 619 x 561	N_NN_-243621B	1,137	1,212
30 x 24 x 21	750 x 619 x 561	N_NN_-243021B	1,103	1,169
48 x 20 x 21	1200 x 519 x 561	N_NN_-204821B	1,192	1,546
42 x 20 x 21	1050 x 519 x 561	N_NN_-204221B	1,147	1,229
36 x 20 x 21	900 x 519 x 561	N_NN_-203621B	1,098	1,164
30 x 20 x 21	750 x 519 x 561	N_NN_-203021B	1,060	1,120

Smooth edge (N). Specify the surface type (1, 2). Specify the front finish (B, W, N).

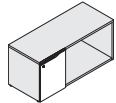


High-Gloss Black (B) or High-Gloss White (W) front finish option: add \$55.

W x D x H (in)	W x D x H (mm)	Code	All Laminate (\$)	HPL Surfaces (\$)
<i>1 door with soft-close. Lock. 1 adjustable shelf. Can accommodate 1 cushion: refer to page 57.</i>				
24 x 36 x 21	600 x 919 x 561	N_N_-362421B	966	1,043
16 x 36 x 21	400 x 919 x 561	N_N_-361621B	896	946
24 x 30 x 21	600 x 769 x 561	N_N_-302421B	939	1,005
16 x 30 x 21	400 x 769 x 561	N_N_-301621B	874	912
24 x 24 x 21	600 x 619 x 561	N_N_-242421B	906	961
16 x 24 x 21	400 x 619 x 561	N_N_-241621B	852	885
24 x 20 x 21	600 x 519 x 561	N_N_-202421B	880	929
16 x 20 x 21	400 x 519 x 561	N_N_-201621B	825	857

Smooth edge (N). Specify the surface type (1, 2). Specify the handle curve: Left (L) or Right (R). Specify the front finish (B, W, N).

**Low storage units with door on left, open storage on right – 21" H**

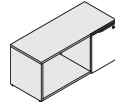


High-Gloss Black (B) or High-Gloss White (W) front finish option: add \$55.

W x D x H (in)	W x D x H (mm)	Code	All Laminate (\$)	HPL Surfaces (\$)
<i>1 door with soft-close. Lock. 1 adjustable shelf. Open bookcase without back on right. Can accommodate 1 cushion: refer to page 57.</i>				
48 x 36 x 21	1200 x 919 x 561	N_NR_-B364821BE	1,169	1,321
42 x 36 x 21	1050 x 919 x 561	N_NR_-B364221BE	1,131	1,267
36 x 36 x 21	900 x 919 x 561	N_NR_-B363621BE	1,103	1,212
30 x 36 x 21	750 x 919 x 561	N_NR_-B363021BE	1,065	1,164
48 x 30 x 21	1200 x 769 x 561	N_NR_-B304821BE	1,103	1,235
42 x 30 x 21	1050 x 769 x 561	N_NR_-B304221BE	1,075	1,186
36 x 30 x 21	900 x 769 x 561	N_NR_-B303621BE	1,043	1,137
30 x 30 x 21	750 x 769 x 561	N_NR_-B303021BE	1,016	1,098
48 x 24 x 21	1200 x 619 x 561	N_NR_-B244821BE	1,038	1,137
42 x 24 x 21	1050 x 619 x 561	N_NR_-B244221BE	1,010	1,103
36 x 24 x 21	900 x 619 x 561	N_NR_-B243621BE	984	1,060
30 x 24 x 21	750 x 619 x 561	N_NR_-B243021BE	961	1,028
48 x 20 x 21	1200 x 519 x 561	N_NR_-B204821BE	989	1,083
42 x 20 x 21	1050 x 519 x 561	N_NR_-B204221BE	979	1,055
36 x 20 x 21	900 x 519 x 561	N_NR_-B203621BE	961	1,028
30 x 20 x 21	750 x 519 x 561	N_NR_-B203021BE	951	1,005

Smooth edge (N). Specify the surface type (1, 2). Specify the front finish (B, W, N).

**Low storage units with door on right, open storage on left – 21" H**

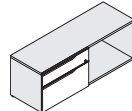


High-Gloss Black (B) or High-Gloss White (W) front finish option: add \$55.

W x D x H (in)	W x D x H (mm)	Code	All Laminate (\$)	HPL Surfaces (\$)
<i>1 door with soft-close. Lock. 1 adjustable shelf. Open bookcase without back on left. Can accommodate 1 cushion: refer to page 57.</i>				
48 x 36 x 21	1200 x 919 x 561	N_NL_-BE364821B	1,169	1,321
42 x 36 x 21	1050 x 919 x 561	N_NL_-BE364221B	1,131	1,267
36 x 36 x 21	900 x 919 x 561	N_NL_-BE363621B	1,103	1,212
30 x 36 x 21	750 x 919 x 561	N_NL_-BE363021B	1,065	1,164
48 x 30 x 21	1200 x 769 x 561	N_NL_-BE304821B	1,103	1,235
42 x 30 x 21	1050 x 769 x 561	N_NL_-BE304221B	1,075	1,186
36 x 30 x 21	900 x 769 x 561	N_NL_-BE303621B	1,043	1,137
30 x 30 x 21	750 x 769 x 561	N_NL_-BE303021B	1,016	1,098
48 x 24 x 21	1200 x 619 x 561	N_NL_-BE244821B	1,038	1,137
42 x 24 x 21	1050 x 619 x 561	N_NL_-BE244221B	1,010	1,103
36 x 24 x 21	900 x 619 x 561	N_NL_-BE243621B	984	1,060
30 x 24 x 21	750 x 619 x 561	N_NL_-BE243021B	961	1,028
48 x 20 x 21	1200 x 519 x 561	N_NL_-BE204821B	989	1,083
42 x 20 x 21	1050 x 519 x 561	N_NL_-BE204221B	979	1,055
36 x 20 x 21	900 x 519 x 561	N_NL_-BE203621B	961	1,028
30 x 20 x 21	750 x 519 x 561	N_NL_-BE203021B	951	1,005

Smooth edge (N). Specify the surface type (1, 2). Specify the front finish (B, W, N).

**Low storage units with drawers on left and open bookcase on right – 21" H**

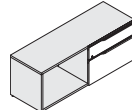


High-Gloss Black (B) or High-Gloss White (W) front finish option: add \$82.

W x D x H (in)	W x D x H (mm)	Code	All Laminate (\$)	HPL Surfaces (\$)
<i>1 box drawer with soft-close and 1 file drawer with suspension bar. Pencil tray. Lock. Open bookcase without back on right. Can accommodate 1 or 2 cushions: refer to page 57.</i>				
72 x 20 x 21	1800 x 519 x 561	N_NR_-UL207221BE	1,426	1,546
60 x 20 x 21	1500 x 519 x 561	N_NR_-UL206021BE	1,344	1,453

Smooth edge (N). Specify the surface type (1, 2). Specify the front finish (B, W, N).

**Low storage units with drawers on right and open bookcase on left – 21" H**



High-Gloss Black (B) or High-Gloss White (W) front finish option: add \$82.

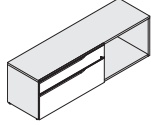
W x D x H (in)	W x D x H (mm)	Code	All Laminate (\$)	HPL Surfaces (\$)
<i>1 box drawer with soft-close and 1 file drawer with suspension bar. Pencil tray. Lock. Open bookcase without back on left. Can accommodate 1 or 2 cushions: refer to page 57.</i>				
72 x 20 x 21	1800 x 519 x 561	N_NL_-BE207221UL	1,426	1,546
60 x 20 x 21	1500 x 519 x 561	N_NL_-BE206021UL	1,344	1,453

Smooth edge (N). Specify the surface type (1, 2). Specify the front finish (B, W, N).

W x D x H (in)	W x D x H (mm)	Code	All Laminate (\$)	HPL Surfaces (\$)
<b>Low storage units with drawers on left, hidden space and open bookcase on right – 21" H</b>				
<i>1 box drawer with soft-close and 1 file drawer with suspension bar. Pencil tray. Lock. 12" (284 mm) hidden space on right. Open bookcase without back on right. Can accommodate 1 or 2 cushions: refer to page 57.</i>				
96 x 20 x 21	2400 x 519 x 561	N_NR_-ULS209621BE	1,771	1,939
90 x 20 x 21	2250 x 519 x 561	N_NR_-ULS209021BE	1,753	1,918
84 x 20 x 21	2100 x 519 x 561	N_NR_-ULS208421BE	1,656	1,803
78 x 20 x 21	1950 x 519 x 561	N_NR_-ULS207821BE	1,634	1,776
72 x 20 x 21	1800 x 519 x 561	N_NR_-ULS207221BE	1,589	1,716

Smooth edge (N). Specify the surface type (1, 2). Specify the front finish (B, W, N).

96" - 90"



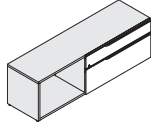
84" - 72"

High-Gloss Black (B) or High-Gloss White (W) front finish option: add \$109.

W x D x H (in)	W x D x H (mm)	Code	All Laminate (\$)	HPL Surfaces (\$)
<b>Low storage units with drawers on right, hidden space and open bookcase on left – 21" H</b>				
<i>1 box drawer with soft-close and 1 file drawer with suspension bar. Pencil tray. Lock. 12" (284 mm) hidden space on left. Open bookcase without back on left. Can accommodate 1 or 2 cushions: refer to page 57.</i>				
96 x 20 x 21	2400 x 519 x 561	N_NL_-BE209621SUL	1,771	1,939
90 x 20 x 21	2250 x 519 x 561	N_NL_-BE209021SUL	1,753	1,918
84 x 20 x 21	2100 x 519 x 561	N_NL_-BE208421SUL	1,656	1,803
78 x 20 x 21	1950 x 519 x 561	N_NL_-BE207821SUL	1,634	1,776
72 x 20 x 21	1800 x 519 x 561	N_NL_-BE207221SUL	1,589	1,716

Smooth edge (N). Specify the surface type (1, 2). Specify the front finish (B, W, N).

96" - 90"



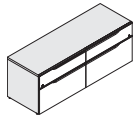
84" - 72"

High-Gloss Black (B) or High-Gloss White (W) front finish option: add \$109.

W x D x H (in)	W x D x H (mm)	Code	All Laminate (\$)	HPL Surfaces (\$)
<b>Low storage units with drawers – 21" H</b>				
<i>2 box drawers with soft-close and 2 file drawers with suspension bars. Pencil tray. Locks. Can accommodate 1 or 2 cushions: refer to page 57.</i>				
72 x 20 x 21	1800 x 519 x 561	N_NN_-UL207221UL	2,136	2,262
60 x 20 x 21	1500 x 519 x 561	N_NN_-UL206021UL	2,082	2,186

Smooth edge (N). Specify the surface type (1, 2). Specify the front finish (B, W, N).

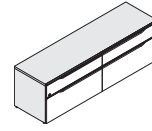
High-Gloss Black (B) or High-Gloss White (W) front finish option: add \$164.



W x D x H (in)	W x D x H (mm)	Code	All Laminate (\$)	HPL Surfaces (\$)
<b>Low storage units with drawers and hidden spaces on left and right – 21" H</b>				
<i>2 box drawers with soft-close and 2 file drawers with suspension bars. Pencil tray. Locks. Left and right hidden spaces. Can accommodate 1 or 2 cushions: refer to page 57.</i>				
<i>96" (2400 mm): hidden space of 12" (297 mm);</i>				
<i>90" (2250 mm): hidden space of 9" (222 mm);</i>				
<i>84" (2100 mm): hidden space of 12" (297 mm);</i>				
<i>78" (1950 mm): hidden space of 9" (222 mm);</i>				
<i>72" (1800 mm): hidden space of 12" (297 mm).</i>				
96 x 20 x 21	2400 x 519 x 561	N_NN_-SUL209621ULS	2,535	2,704
90 x 20 x 21	2250 x 519 x 561	N_NN_-SUL209021ULS	2,491	2,649
84 x 20 x 21	2100 x 519 x 561	N_NN_-SUL208421ULS	2,448	2,589
78 x 20 x 21	1950 x 519 x 561	N_NN_-SUL207821ULS	2,404	2,530
72 x 20 x 21	1800 x 519 x 561	N_NN_-SUL207221ULS	2,355	2,480

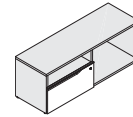
Smooth edge (N). Specify the surface type (1, 2). Specify the front finish (B, W, N).

High-Gloss Black (B) or High-Gloss White (W) front finish option: add \$218.



W x D x H (in)	W x D x H (mm)	Code	All Laminate (\$)	HPL Surfaces (\$)
<b>Low storage units with drawer and pigeonhole on left, open bookcase on right – 21" H</b>				
<i>1 file drawer with suspension bar. Lock. Pigeonhole. Open bookcase without back on right. Can accommodate 1 or 2 cushions: refer to page 57.</i>				
72 x 20 x 21	1800 x 519 x 561	N_NR_-SLF207221BE	1,224	1,344
60 x 20 x 21	1500 x 519 x 561	N_NR_-SLF206021BE	1,158	1,262

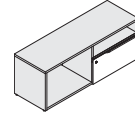
Smooth edge (N). Specify the surface type (1, 2). Specify the front finish (B, W, N).



High-Gloss Black (B) or High-Gloss White (W) front finish option: add \$82.

W x D x H (in)	W x D x H (mm)	Code	All Laminate (\$)	HPL Surfaces (\$)
<b>Low storage units with drawer and pigeonhole on right, open bookcase on left – 21" H</b>				
<i>1 file drawer with suspension bar. Lock. Pigeonhole. Open bookcase without back on left. Can accommodate 1 or 2 cushions: refer to page 57.</i>				
72 x 20 x 21	1800 x 519 x 561	N_NL_-BE207221SLF	1,224	1,344
60 x 20 x 21	1500 x 519 x 561	N_NL_-BE206021SLF	1,158	1,262

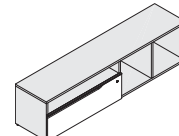
Smooth edge (N). Specify the surface type (1, 2). Specify the front finish (B, W, N).



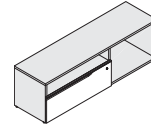
High-Gloss Black (B) or High-Gloss White (W) front finish option: add \$82.

W x D x H (in)	W x D x H (mm)	Code	All Laminate (\$)	HPL Surfaces (\$)
<b>Low storage units with drawer and pigeonhole on left, hidden space and open bookcase on right – 21" H</b>				
<i>1 file drawer with suspension bar. Lock. Pigeonhole. 12" (284 mm) hidden space on right. Open bookcase without back on right. Can accommodate 1 or 2 cushions: refer to page 57.</i>				
96 x 20 x 21	2400 x 519 x 561	N_NR_-SLFS209621BE	1,530	1,698
90 x 20 x 21	2250 x 519 x 561	N_NR_-SLFS209021BE	1,508	1,672
84 x 20 x 21	2100 x 519 x 561	N_NR_-SLFS208421BE	1,410	1,563
78 x 20 x 21	1950 x 519 x 561	N_NR_-SLFS207821BE	1,387	1,530
72 x 20 x 21	1800 x 519 x 561	N_NR_-SLFS207221BE	1,338	1,470

Smooth edge (N). Specify the surface type (1, 2). Specify the front finish (B, W, N).



96" - 90"



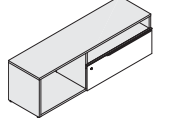
84" - 72"

High-Gloss Black (B) or High-Gloss White (W) front finish option: add \$109.

W x D x H (in)	W x D x H (mm)	Code	All Laminate (\$)	HPL Surfaces (\$)
<b>Low storage units with drawer and pigeonhole on right, hidden space and open bookcase on left – 21" H</b>				
<i>1 file drawer with suspension bar. Lock. Pigeonhole. 12" (284 mm) hidden space on left. Open bookcase without back on left. Can accommodate 1 or 2 cushions: refer to page 57.</i>				
96 x 20 x 21	2400 x 519 x 561	N_NL-BE209621SSLF	1,530	1,698
90 x 20 x 21	2250 x 519 x 561	N_NL-BE209021SSLF	1,508	1,672
84 x 20 x 21	2100 x 519 x 561	N_NL-BE208421SSLF	1,410	1,563
78 x 20 x 21	1950 x 519 x 561	N_NL-BE207821SSLF	1,387	1,530
72 x 20 x 21	1800 x 519 x 561	N_NL-BE207221SSLF	1,338	1,470

Smooth edge (N). Specify the surface type (1, 2). Specify the front finish (B, W, N).

96" - 90"



84" - 72"

High-Gloss Black (B) or High-Gloss White (W) front finish option: add \$109.

W x D x H (in)	W x D x H (mm)	Code	All Laminate (\$)	HPL Surfaces (\$)
<b>Low storage units with drawers and pigeonholes – 21" H</b>				
<i>2 file drawers with suspension bars. Locks. Pigeonholes. Can accommodate 1 or 2 cushions: refer to page 57.</i>				
72 x 20 x 21	1800 x 519 x 561	N_NN-SLF207221	1,688	1,803
60 x 20 x 21	1500 x 519 x 561	N_NN-SLF206021	1,594	1,688

Smooth edge (N). Specify the surface type (1, 2). Specify the front finish (B, W, N).



High-Gloss Black (B) or High-Gloss White (W) front finish option: add \$164.

W x D x H (in)	W x D x H (mm)	Code	All Laminate (\$)	HPL Surfaces (\$)
<b>Low storage units with drawers and pigeonholes, hidden spaces on left and right – 21" H</b>				
<i>2 file drawers with suspension bars. Locks. Pigeonholes. Hidden spaces on left and right. Can accommodate 1 or 2 cushions: refer to page 57.</i>				
<i>96" (2400 mm): hidden space of 12" (297 mm);</i>				
<i>90" (2250 mm): hidden space of 9" (222 mm);</i>				
<i>84" (2100 mm): hidden space of 12" (297 mm);</i>				
<i>78" (1950 mm): hidden space of 9" (222 mm);</i>				
<i>72" (1800 mm): hidden space of 12" (297 mm).</i>				
96 x 20 x 21	2400 x 519 x 561	N_NN-SLFS209621	2,082	2,245
90 x 20 x 21	2250 x 519 x 561	N_NN-SLFS209021	2,044	2,196
84 x 20 x 21	2100 x 519 x 561	N_NN-SLFS208421	1,994	2,136
78 x 20 x 21	1950 x 519 x 561	N_NN-SLFS207821	1,945	2,076
72 x 20 x 21	1800 x 519 x 561	N_NN-SLFS207221	1,901	2,021

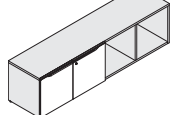
Smooth edge (N). Specify the surface type (1, 2). Specify the front finish (B, W, N).



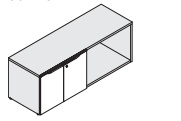
High-Gloss Black (B) or High-Gloss White (W) front finish option: add \$192.

W x D x H (in)	W x D x H (mm)	Code	All Laminate (\$)	HPL Surfaces (\$)
<b>Low storage units with doors on left, open bookcase on right – 21" H</b>				
<i>2 doors with soft-close. Lock. Open bookcase without back on right. Can accommodate 1 or 2 cushions: refer to page 57.</i>				
<i>96" W (2400 mm) - 84" W (2100 mm): 2 adjustable shelves;</i>				
<i>78" W (1950 mm) - 60" W (1500 mm): 1 adjustable shelf.</i>				
96 x 20 x 21	2400 x 519 x 561	N_NN-B209621BE	1,420	1,594
90 x 20 x 21	2250 x 519 x 561	N_NN-B209021BE	1,387	1,546
84 x 20 x 21	2100 x 519 x 561	N_NN-B208421BE	1,349	1,498
78 x 20 x 21	1950 x 519 x 561	N_NN-B207821BE	1,192	1,316
72 x 20 x 21	1800 x 519 x 561	N_NN-B207221BE	1,137	1,267
66 x 20 x 21	1650 x 519 x 561	N_NN-B206621BE	1,103	1,212
60 x 20 x 21	1500 x 519 x 561	N_NN-B206021BE	1,060	1,169

Smooth edge (N). Specify the surface type (1, 2). Specify the front finish (B, W, N).



96" - 84"



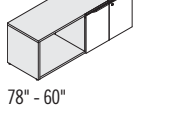
78" - 60"

High-Gloss Black (B) or High-Gloss White (W) front finish option: add \$109.

W x D x H (in)	W x D x H (mm)	Code	All Laminate (\$)	HPL Surfaces (\$)
<b>Low storage units with doors on right, open bookcase on left – 21" H</b>				
<i>2 doors with soft-close. Lock. Open bookcase without back on left. Can accommodate 1 or 2 cushions: refer to page 57.</i>				
<i>96" W (2400 mm) - 84" W (2100 mm): 2 adjustable shelves;</i>				
<i>78" W (1950 mm) - 60" W (1500 mm): 1 adjustable shelf.</i>				
96 x 20 x 21	2400 x 519 x 561	N_NN-BE209621B	1,420	1,594
90 x 20 x 21	2250 x 519 x 561	N_NN-BE209021B	1,387	1,546
84 x 20 x 21	2100 x 519 x 561	N_NN-BE208421B	1,349	1,498
78 x 20 x 21	1950 x 519 x 561	N_NN-BE207821B	1,192	1,316
72 x 20 x 21	1800 x 519 x 561	N_NN-BE207221B	1,137	1,267
66 x 20 x 21	1650 x 519 x 561	N_NN-BE206621B	1,103	1,212
60 x 20 x 21	1500 x 519 x 561	N_NN-BE206021B	1,060	1,169

Smooth edge (N). Specify the surface type (1, 2). Specify the front finish (B, W, N).

96" - 84"

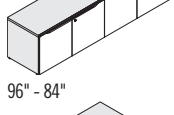


78" - 60"

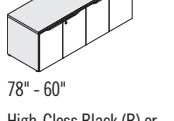
High-Gloss Black (B) or High-Gloss White (W) front finish option: add \$109.

W x D x H (in)	W x D x H (mm)	Code	All Laminate (\$)	HPL Surfaces (\$)
<b>Low storage units with doors – 21" H</b>				
<i>4 doors with soft-close. Locks. Can accommodate 1 or 2 cushions: refer to page 57.</i>				
<i>96" W (2400 mm) - 84" W (2100 mm): 4 adjustable shelves;</i>				
<i>78" W (1950 mm) - 60" W (1500 mm): 2 adjustable shelves.</i>				
96 x 20 x 21	2400 x 519 x 561	N_NN-B209621B	1,907	2,076
90 x 20 x 21	2250 x 519 x 561	N_NN-B209021B	1,862	2,032
84 x 20 x 21	2100 x 519 x 561	N_NN-B208421B	1,830	1,984
78 x 20 x 21	1950 x 519 x 561	N_NN-B207821B	1,628	1,771
72 x 20 x 21	1800 x 519 x 561	N_NN-B207221B	1,594	1,721
66 x 20 x 21	1650 x 519 x 561	N_NN-B206621B	1,563	1,688
60 x 20 x 21	1500 x 519 x 561	N_NN-B206021B	1,519	1,628

Smooth edge (N). Specify the surface type (1, 2). Specify the front finish (B, W, N).



96" - 84"

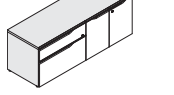


78" - 60"

High-Gloss Black (B) or High-Gloss White (W) front finish option: add \$218.

W x D x H (in)	W x D x H (mm)	Code	All Laminate (\$)	HPL Surfaces (\$)
<b>Low storage units with drawers on left and doors on right – 21" H</b>				
<i>1 box drawer with soft-close and 1 file drawer with suspension bar on left. Pencil tray. Locks. 2 doors with soft-close on right. 1 adjustable shelf. Can accommodate 1 or 2 cushions: refer to page 57.</i>				
72 x 20 x 21	1800 x 519 x 561	N_NN-UL207221B	1,781	1,912
60 x 20 x 21	1500 x 519 x 561	N_NN-UL206021B	1,704	1,814

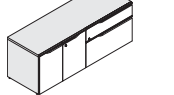
Smooth edge (N). Specify the surface type (1, 2). Specify the front finish (B, W, N).



High-Gloss Black (B) or High-Gloss White (W) front finish option: add \$164.

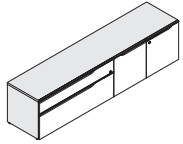
W x D x H (in)	W x D x H (mm)	Code	All Laminate (\$)	HPL Surfaces (\$)
<b>Low storage units with drawers on right and doors on left – 21" H</b>				
<i>1 box drawer with soft-close and 1 file drawer with suspension bar on right. Pencil tray. Locks. 2 doors with soft-close on left. 1 adjustable shelf. Can accommodate 1 or 2 cushions: refer to page 57.</i>				
72 x 20 x 21	1800 x 519 x 561	N_NN-B207221UL	1,781	1,912
60 x 20 x 21	1500 x 519 x 561	N_NN-B206021UL	1,704	1,814

Smooth edge (N). Specify the surface type (1, 2). Specify the front finish (B, W, N).

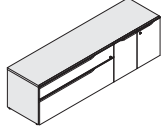


High-Gloss Black (B) or High-Gloss White (W) front finish option: add \$164.

W x D x H (in)	W x D x H (mm)	Code	All Laminate (\$)
<b>Low storage units with drawers on left, hidden space and doors on right – 21" H</b>			
<i>1 box drawer with soft-close and 1 file drawer with suspension bar on left. Pencil tray. Locks. 12" (299 mm) right hidden space. 2 doors with soft-close on right. Can accommodate 1 or 2 cushions: refer to page 57.</i>			
<i>96" W (2400 mm) - 90" W (2250 mm): 2 adjustable shelves;</i>			
<i>84" W (2100 mm) - 78" W (1950 mm): 1 adjustable shelf.</i>			
96 x 20 x 21	2400 x 519 x 561	N_NN_-ULS209621B	2,191 2,360
90 x 20 x 21	2250 x 519 x 561	N_NN_-ULS209021B	2,153 2,316
84 x 20 x 21	2100 x 519 x 561	N_NN_-ULS208421B	1,994 2,141
78 x 20 x 21	1950 x 519 x 561	N_NN_-ULS207821B	1,950 2,093
<b>Smooth edge (N). Specify the surface type (1, 2). Specify the front finish (B, W, N).</b>			



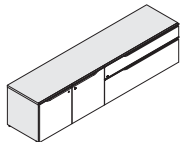
96" - 90"



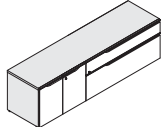
84" - 78"

High-Gloss Black (B) or High-Gloss White (W) front finish option: add \$218.

W x D x H (in)	W x D x H (mm)	Code	All Laminate (\$)
<b>Low storage units with drawers on right, hidden space and doors on left – 21" H</b>			
<i>1 box drawer with soft-close and 1 file drawer with suspension bar on right. Pencil tray. Locks. 12" (299 mm) left hidden space. 2 doors with soft-close on left. Can accommodate 1 or 2 cushions: refer to page 57.</i>			
<i>96" W (2400 mm) - 90" W (2250 mm): 2 adjustable shelves;</i>			
<i>84" W (2100 mm) - 78" W (1950 mm): 1 adjustable shelf.</i>			
96 x 20 x 21	2400 x 519 x 561	N_NN_-B209621SUL	2,191 2,360
90 x 20 x 21	2250 x 519 x 561	N_NN_-B209021SUL	2,153 2,316
84 x 20 x 21	2100 x 519 x 561	N_NN_-B208421SUL	1,994 2,141
78 x 20 x 21	1950 x 519 x 561	N_NN_-B207821SUL	1,950 2,093
<b>Smooth edge (N). Specify the surface type (1, 2). Specify the front finish (B, W, N).</b>			



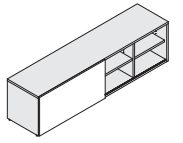
96" - 90"



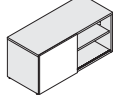
84" - 78"

High-Gloss Black (B) or High-Gloss White (W) front finish option: add \$218.

W x D x H (in)	W x D x H (mm)	Code	All Laminate (\$)
<b>Low storage units with sliding doors – 21" H</b>			
<i>Open bookcase storage with sliding door. Can accommodate 1 or 2 cushions: refer to page 57.</i>			
<i>96" W (2400 mm) - 84" W (2100 mm): 4 adjustable shelves;</i>			
<i>78" W (1950 mm) - 60" W (1500 mm): 2 adjustable shelves.</i>			
96 x 20 x 21	2400 x 519 x 561	N_NN_-209621C	1,349 1,524
90 x 20 x 21	2250 x 519 x 561	N_NN_-209021C	1,321 1,485
84 x 20 x 21	2100 x 519 x 561	N_NN_-208421C	1,295 1,448
78 x 20 x 21	1950 x 519 x 561	N_NN_-207821C	1,179 1,321
72 x 20 x 21	1800 x 519 x 561	N_NN_-207221C	1,065 1,197
66 x 20 x 21	1650 x 519 x 561	N_NN_-206621C	1,038 1,158
60 x 20 x 21	1500 x 519 x 561	N_NN_-206021C	1,010 1,120
<b>Smooth edge (N). Specify the surface type (1, 2). Specify the front finish (B, W, N).</b>			



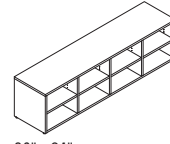
96" - 84"



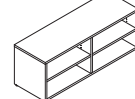
78" - 60"

High-Gloss Black (B) or High-Gloss White (W) front finish option: add \$109.

W x D x H (in)	W x D x H (mm)	Code	All Laminate (\$)
<b>Low storage units with open bookcase – 21" H</b>			
<i>Open bookcase storage with adjustable shelves. Can accommodate 1 or 2 cushions: refer to page 57.</i>			
<i>96" W (2400 mm) - 84" W (2100 mm): 4 adjustable shelves;</i>			
<i>78" W (1950 mm) - 60" W (1500 mm): 2 adjustable shelves.</i>			
96 x 20 x 21	2400 x 500 x 561	N_NNN-BE209621BE	1,174 1,349
90 x 20 x 21	2250 x 500 x 561	N_NNN-BE209021BE	1,147 1,306
84 x 20 x 21	2100 x 500 x 561	N_NNN-BE208421BE	1,114 1,262
78 x 20 x 21	1950 x 500 x 561	N_NNN-BE207821BE	1,088 1,224
72 x 20 x 21	1800 x 500 x 561	N_NNN-BE207221BE	1,049 1,179
66 x 20 x 21	1650 x 500 x 561	N_NNN-BE206621BE	1,021 1,137
60 x 20 x 21	1500 x 500 x 561	N_NNN-BE206021BE	989 1,098
<b>Smooth edge (N). Specify the surface type (1, 2).</b>			

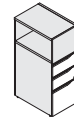


96" - 84"



78" - 60"

W x D x H (in)	W x D x H (mm)	Code	All Laminate (\$)
<b>Left personal bookcases</b>			
<i>2 box drawers and 1 file drawer with soft-close. Suspension bar. Pencil tray. Lock for box and file drawers. Open space on left.</i>			
16 x 30 x 49	409 x 769 x 1277	NNNR_-PUF301649	1,738
16 x 30 x 41	409 x 769 x 1092	NNNR_-PUF301641	1,704
16 x 24 x 49	409 x 619 x 1277	NNNR_-PUF241649	1,683
16 x 24 x 41	409 x 619 x 1092	NNNR_-PUF241641	1,656
<b>Smooth edge (N). Specify the front finish (B, W, N).</b>			



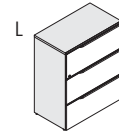
High-Gloss Black (B) or High-Gloss White (W) front finish option: add \$82.

W x D x H (in)	W x D x H (mm)	Code	All Laminate (\$)
<b>Right personal bookcases</b>			
<i>2 box drawers and 1 file drawer with soft-close. Suspension bar. Pencil tray. Lock for box and file drawers. Open space on right.</i>			
16 x 30 x 49	409 x 769 x 1277	NNNL_-P301649UF	1,738
16 x 30 x 41	409 x 769 x 1092	NNNL_-P301641UF	1,704
16 x 24 x 49	409 x 619 x 1277	NNNL_-P241649UF	1,683
16 x 24 x 41	409 x 619 x 1092	NNNL_-P241641UF	1,656
<b>Smooth edge (N). Specify the front finish (B, W, N).</b>			

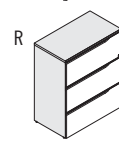


High-Gloss Black (B) or High-Gloss White (W) front finish option: add \$82.

W x D x H (in)	W x D x H (mm)	Code	All Laminate (\$)
<b>Lateral file unit</b>			
<i>3 file drawers with suspension bars. Lock.</i>			
36 x 20 x 41	900 x 519 x 1092	NNN_-203641LF3	2,059
<b>Smooth edge (N). Specify the handle curve: Left (L) or Right (R). Specify the front finish (B, W, N).</b>			



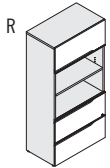
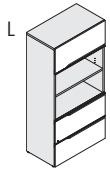
L



R

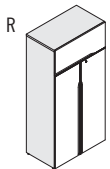
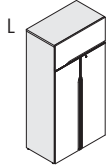
High-Gloss Black (B) or High-Gloss White (W) front finish option: add \$164.

	W x D x H (in)	W x D x H (mm)	Code	All Laminate (\$)
<b>Lateral file unit/bookcase with lift-up door</b>	<i>2 file drawers with suspension bars. Lock on file drawers. Open bookcase. 1 adjustable shelf. Assisted lift-up door with soft-close.</i>			
	36 x 20 x 73	900 x 519 x 1850	NNN__-203673LFBVEV	2,305



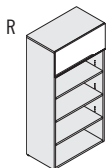
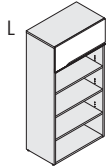
High-Gloss Black (B) or High-Gloss White (W) front finish option: add \$164.

<b>Combined storage cabinet with lift-up door</b>	<i>Doors with soft-close. Lock for doors. 3 adjustable shelves. Assisted lift-up door with soft-close.</i>			
	36 x 20 x 73	900 x 519 x 1850	NNN__-203673BV	2,267



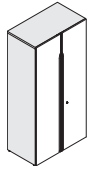
High-Gloss Black (B) or High-Gloss White (W) front finish option: add \$328.

<b>Open bookcases with lift-up door</b>	<i>Assisted lift-up door with soft-close. 73" H (1850 mm) - 65" H (1659 mm): 3 adjustable shelves; 57" H (1468 mm): 2 adjustable shelves.</i>			
	36 x 20 x 73	900 x 519 x 1850	NNN__-203673BEV	1,656
	36 x 20 x 65	900 x 519 x 1659	NNN__-203665BEV	1,530
	36 x 20 x 57	900 x 519 x 1468	NNN__-203657BEV	1,498



High-Gloss Black (B) or High-Gloss White (W) front finish option: add \$82.

	W x D x H (in)	W x D x H (mm)	Code	All Laminate (\$)
<b>Storage cabinets with doors</b>	<i>2 doors with soft-close. Lock. 73" H (1850 mm) - 65" H (1659 mm): 3 adjustable shelves and 1 fixed shelf; 57" H (1468 mm): 3 adjustable shelves; 49" H (1277 mm): 2 adjustable shelves.</i>			



High-Gloss Black (B) or High-Gloss White (W) front finish option: add \$328.

	36 x 20 x 73	900 x 519 x 1850	NNNN_-203673B	1,656
	36 x 20 x 65	900 x 519 x 1659	NNNN_-203665B	1,617
	36 x 20 x 57	900 x 519 x 1468	NNNN_-203657B	1,574
	36 x 20 x 49	900 x 519 x 1277	NNNN_-203649B	1,453
	30 x 20 x 73	750 x 519 x 1850	NNNN_-203073B	1,557
	30 x 20 x 65	750 x 519 x 1659	NNNN_-203065B	1,519
	30 x 20 x 57	750 x 519 x 1468	NNNN_-203057B	1,475
	30 x 20 x 49	750 x 519 x 1277	NNNN_-203049B	1,355

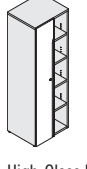
<b>Storage cabinets with door</b>	<i>1 door with soft-close. Lock. 73" H (1850 mm) - 65" H (1659 mm): 4 adjustable shelves; 57" H (1468 mm): 3 adjustable shelves; 49" H (1277 mm): 2 adjustable shelves.</i>			
	24 x 20 x 73	600 x 519 x 1850	NNN__-202473B	1,207
	24 x 20 x 65	600 x 519 x 1659	NNN__-202465B	1,174
	24 x 20 x 57	600 x 519 x 1468	NNN__-202457B	1,137
	24 x 20 x 49	600 x 519 x 1277	NNN__-202449B	1,103
	20 x 20 x 73	500 x 519 x 1850	NNN__-202073B	1,164
	20 x 20 x 65	500 x 519 x 1659	NNN__-202065B	1,131
	20 x 20 x 57	500 x 519 x 1468	NNN__-202057B	1,098
	20 x 20 x 49	500 x 519 x 1277	NNN__-202049B	1,065

High-Gloss Black (B) or High-Gloss White (W) front finish option: add \$164.

<b>Wardrobe units with door</b>	<i>1 door with soft-close. Lock. Clothes hanger bar and 1 fixed shelf.</i>			
	20 x 20 x 73	500 x 519 x 1850	NNN__-202073BC	1,257
	20 x 20 x 65	500 x 519 x 1659	NNN__-202065BC	1,224
	20 x 20 x 57	500 x 519 x 1468	NNN__-202057BC	1,186
	20 x 20 x 49	500 x 519 x 1277	NNN__-202049BC	1,147
	14 x 20 x 73	350 x 519 x 1850	NNN__-201473BC	1,192
	14 x 20 x 65	350 x 519 x 1659	NNN__-201465BC	1,158
	14 x 20 x 57	350 x 519 x 1468	NNN__-201457BC	1,125
	14 x 20 x 49	350 x 519 x 1277	NNN__-201449BC	1,098

High-Gloss Black (B) or High-Gloss White (W) front finish option: add \$164.

<b>Wardrobe units with open bookcase on right</b>	<i>1 door with soft-close. Lock. Clothes hanger bar and 1 fixed shelf on wardrobe side. Bookcase on right. 73" H (1850 mm) - 65" H (1659 mm): 4 adjustable shelves; 57" H (1468 mm): 3 adjustable shelves; 49" H (1277 mm): 2 adjustable shelves.</i>			
	30 x 20 x 73	750 x 519 x 1850	NNNN_-203073CBE	1,563
	30 x 20 x 65	750 x 519 x 1659	NNNN_-203065CBE	1,546
	30 x 20 x 57	750 x 519 x 1468	NNNN_-203057CBE	1,524
	30 x 20 x 49	750 x 519 x 1277	NNNN_-203049CBE	1,371



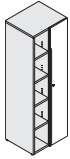
High-Gloss Black (B) or High-Gloss White (W) front finish option: add \$109.

	24 x 20 x 73	600 x 519 x 1850	NNNN_-202473CBE	1,503
	24 x 20 x 65	600 x 519 x 1659	NNNN_-202465CBE	1,465
	24 x 20 x 57	600 x 519 x 1468	NNNN_-202457CBE	1,420
	24 x 20 x 49	600 x 519 x 1277	NNNN_-202449CBE	1,321

Smooth edge (N). Specify the front finish (B, W, N).

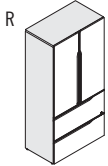
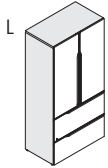


W x D x H (in)	W x D x H (mm)	Code	All Laminate (\$)
<b>Wardrobe units with open bookcase on left</b>			
<i>1 door with soft-close. Lock. Clothes hanger bar and 1 fixed shelf on wardrobe side. Bookcase on left.</i>			
<i>73" H (1850 mm) - 65" H (1659 mm): 4 adjustable shelves;</i>			
<i>57" H (1468 mm): 3 adjustable shelves;</i>			
<i>49" H (1277 mm): 2 adjustable shelves.</i>			
30 x 20 x 73	750 x 519 x 1850	NNNN_-BEC203073	1,563
30 x 20 x 65	750 x 519 x 1659	NNNN_-BEC203065	1,546
30 x 20 x 57	750 x 519 x 1468	NNNN_-BEC203057	1,524
30 x 20 x 49	750 x 519 x 1277	NNNN_-BEC203049	1,371
24 x 20 x 73	600 x 519 x 1850	NNNN_-BEC202473	1,503
24 x 20 x 65	600 x 519 x 1659	NNNN_-BEC202465	1,465
24 x 20 x 57	600 x 519 x 1468	NNNN_-BEC202457	1,420
24 x 20 x 49	600 x 519 x 1277	NNNN_-BEC202449	1,321
<b>Smooth edge (N). Specify the front finish (B, W, N).</b>			



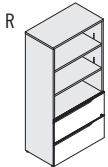
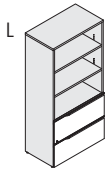
High-Gloss Black (B) or High-Gloss White (W) front finish option: add \$109.

W x D x H (in)	W x D x H (mm)	Code	All Laminate (\$)
<b>Storage lateral file cabinets</b>			
<i>2 doors with soft-close. 2 file drawers with suspension bars. Lock on file drawers.</i>			
<i>73" H (1850 mm) - 65" H (1659 mm): 2 adjustable shelves;</i>			
<i>57" H (1468 mm) - 49" H (1277 mm): 1 adjustable shelf.</i>			
36 x 20 x 73	900 x 519 x 1850	NNN_-203673LFB	2,158
36 x 20 x 65	900 x 519 x 1659	NNN_-203665LFB	2,114
36 x 20 x 57	900 x 519 x 1468	NNN_-203657LFB	1,999
36 x 20 x 49	900 x 519 x 1277	NNN_-203649LFB	1,950
<b>Smooth edge (N). Specify the handle curve: Left (L) or Right (R). Specify the front finish (B, W, N).</b>			



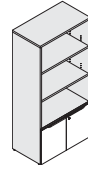
High-Gloss Black (B) or High-Gloss White (W) front finish option: 73" to 65": add \$328; 57" to 49": add \$218.

W x D x H (in)	W x D x H (mm)	Code	All Laminate (\$)
<b>Open bookcases with lateral files</b>			
<i>Open bookcase. 2 file drawers with suspension bars. Lock.</i>			
<i>73" H (1850 mm) - 65" H (1659 mm): 2 adjustable shelves;</i>			
<i>57" H (1468 mm) - 49" H (1277 mm): 1 adjustable shelf.</i>			
36 x 20 x 73	900 x 519 x 1850	NNN_-203673LFB	1,803
36 x 20 x 65	900 x 519 x 1659	NNN_-203665LFB	1,776
36 x 20 x 57	900 x 519 x 1468	NNN_-203657LFB	1,677
36 x 20 x 49	900 x 519 x 1277	NNN_-203649LFB	1,644
<b>Smooth edge (N). Specify the handle curve: Left (L) or Right (R). Specify the front finish (B, W, N).</b>			



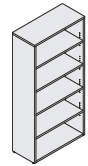
High-Gloss Black (B) or High-Gloss White (W) front finish option: add \$164.

W x D x H (in)	W x D x H (mm)	Code	All Laminate (\$)
<b>Open bookcases with doors</b>			
<i>Open bookcase. 2 doors with soft-close. Lock.</i>			
<i>73" H (1850 mm) - 57" H (1468 mm): 3 adjustable shelves;</i>			
<i>49" H (1277 mm): 2 adjustable shelves.</i>			
36 x 20 x 73	900 x 519 x 1850	NNNN_-203673BBE	1,644
36 x 20 x 65	900 x 519 x 1659	NNNN_-203665BBE	1,617
36 x 20 x 57	900 x 519 x 1468	NNNN_-203657BBE	1,519
36 x 20 x 49	900 x 519 x 1277	NNNN_-203649BBE	1,485
<b>Smooth edge (N). Specify the front finish (B, W, N).</b>			



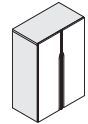
High-Gloss Black (B) or High-Gloss White (W) front finish option: add \$164.

W x D x H (in)	W x D x H (mm)	Code	All Laminate (\$)
<b>Open bookcases</b>			
<i>73" H (1850 mm) - 65" H (1659 mm): 4 adjustable shelves;</i>			
<i>57" H (1468 mm): 3 adjustable shelves;</i>			
<i>49" H (1277 mm): 2 adjustable shelves.</i>			
36 x 16 x 73	900 x 400 x 1850	NNNNN-B367316	1,028
36 x 16 x 65	900 x 400 x 1659	NNNNN-B366516	929
36 x 16 x 57	900 x 400 x 1468	NNNNN-B365716	896
36 x 16 x 49	900 x 400 x 1277	NNNNN-B364916	797
30 x 16 x 73	750 x 400 x 1850	NNNNN-B307316	973
30 x 16 x 65	750 x 400 x 1659	NNNNN-B306516	880
30 x 16 x 57	750 x 400 x 1468	NNNNN-B305716	857
30 x 16 x 49	750 x 400 x 1277	NNNNN-B304916	759
24 x 16 x 73	600 x 400 x 1850	NNNNN-B247316	912
24 x 16 x 65	600 x 400 x 1659	NNNNN-B246516	830
24 x 16 x 57	600 x 400 x 1468	NNNNN-B245716	809
24 x 16 x 49	600 x 400 x 1277	NNNNN-B244916	721
20 x 16 x 73	500 x 400 x 1850	NNNNN-B207316	880
20 x 16 x 65	500 x 400 x 1659	NNNNN-B206516	797
20 x 16 x 57	500 x 400 x 1468	NNNNN-B205716	782
20 x 16 x 49	500 x 400 x 1277	NNNNN-B204916	693

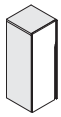



**HUTCHES**

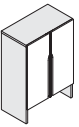
W x D x H (in)	W x D x H (mm)	Code	All Laminate (\$)
<b>Bookcase hutches with doors</b>			
<i>2 doors with soft-close. Can accommodate a tackboard on back: refer to page 57.</i>			
<i>52" H (1289 mm) - 36" H (907 mm): 2 adjustable shelves;</i>			
<i>28" H (716 mm): 1 adjustable shelf.</i>			
36 x 20 x 52	900 x 519 x 1289	NNNN_-EB365220P	1,420
36 x 20 x 44	900 x 519 x 1098	NNNN_-EB364420P	1,371
36 x 20 x 36	900 x 519 x 907	NNNN_-EB363620P	1,240
36 x 20 x 28	900 x 519 x 716	NNNN_-EB362820P	1,186
30 x 20 x 52	750 x 519 x 1289	NNNN_-EB305220P	1,382
30 x 20 x 44	750 x 519 x 1098	NNNN_-EB304420P	1,328
30 x 20 x 36	750 x 519 x 907	NNNN_-EB303620P	1,197
30 x 20 x 28	750 x 519 x 716	NNNN_-EB302820P	1,153
36 x 16 x 52	900 x 419 x 1289	NNNN_-EB365216P	1,371
36 x 16 x 44	900 x 419 x 1098	NNNN_-EB364416P	1,316
36 x 16 x 36	900 x 419 x 907	NNNN_-EB363616P	1,192
36 x 16 x 28	900 x 419 x 716	NNNN_-EB362816P	1,147
30 x 16 x 52	750 x 419 x 1289	NNNN_-EB305216P	1,316
30 x 16 x 44	750 x 419 x 1098	NNNN_-EB304416P	1,267
30 x 16 x 36	750 x 419 x 907	NNNN_-EB303616P	1,147
30 x 16 x 28	750 x 419 x 716	NNNN_-EB302816P	1,103
<b>Smooth edge (N). Specify the front finish (B, W, N).</b>			




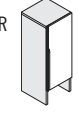
High-Gloss Black (B) or High-Gloss White (W) front finish option: add \$218.

	W x D x H (in)	W x D x H (mm)	Code	All Laminate (\$)
<b>Bookcase hutches with doors</b>	<i>1 door with soft-close. Can accommodate a tackboard on back: refer to page 57. 52" H (1289 mm) - 36" H (907 mm): 2 adjustable shelves; 28" H (716 mm): 1 adjustable shelf.</i>			
L 	24 x 20 x 52	600 x 519 x 1289	NNN_-EB245220P	1,321
	24 x 20 x 44	600 x 519 x 1098	NNN_-EB244420P	1,278
R 	24 x 20 x 36	600 x 519 x 907	NNN_-EB243620P	1,158
	24 x 20 x 28	600 x 519 x 716	NNN_-EB242820P	1,114
High-Gloss Black (B) or High-Gloss White (W) front finish option: add \$109.	20 x 20 x 52	500 x 519 x 1289	NNN_-EB205220P	1,229
	20 x 20 x 44	500 x 519 x 1098	NNN_-EB204420P	1,197
	20 x 20 x 36	500 x 519 x 907	NNN_-EB203620P	1,083
	20 x 20 x 28	500 x 519 x 716	NNN_-EB202820P	1,049
	24 x 16 x 52	600 x 419 x 1289	NNN_-EB245216P	1,060
	24 x 16 x 44	600 x 419 x 1098	NNN_-EB244416P	1,028
	24 x 16 x 36	600 x 419 x 907	NNN_-EB243616P	906
	24 x 16 x 28	600 x 419 x 716	NNN_-EB242816P	874
	16 x 16 x 52	400 x 419 x 1289	NNN_-EB165216P	989
	16 x 16 x 44	400 x 419 x 1098	NNN_-EB164416P	961
16 x 16 x 36	400 x 419 x 907	NNN_-EB163616P	852	
16 x 16 x 28	400 x 419 x 716	NNN_-EB162816P	820	

Smooth edge (N). Specify the opening: Left (L) or Right (R). Specify the front finish (B, W, N).

	W x D x H (in)	W x D x H (mm)	Code	All Laminate (\$)
<b>Bookcase hutches with doors and pigeonhole</b>	<i>2 doors with soft-close. Pigeonhole. Can accommodate a tackboard on back: refer to page 57. 52" H (1289 mm) - 44" H (1098 mm): 2 adjustable shelves; 36" H (907 mm) - 28" H (716 mm): 1 adjustable shelf.</i>			
	36 x 20 x 52	900 x 519 x 1289	NNNN_-EBS365220P	1,399
	36 x 20 x 44	900 x 519 x 1098	NNNN_-EBS364420P	1,267
	36 x 20 x 36	900 x 519 x 907	NNNN_-EBS363620P	1,212
	36 x 20 x 28	900 x 519 x 716	NNNN_-EBS362820P	1,164
High-Gloss Black (B) or High-Gloss White (W) front finish option: add \$218.	30 x 20 x 52	750 x 519 x 1289	NNNN_-EBS305220P	1,344
	30 x 20 x 44	750 x 519 x 1098	NNNN_-EBS304420P	1,212
	30 x 20 x 36	750 x 519 x 907	NNNN_-EBS303620P	1,169
	30 x 20 x 28	750 x 519 x 716	NNNN_-EBS302820P	1,120
	36 x 16 x 52	900 x 419 x 1289	NNNN_-EBS365216P	1,344
	36 x 16 x 44	900 x 419 x 1098	NNNN_-EBS364416P	1,212
	36 x 16 x 36	900 x 419 x 907	NNNN_-EBS363616P	1,169
	36 x 16 x 28	900 x 419 x 716	NNNN_-EBS362816P	1,120
	30 x 16 x 52	750 x 419 x 1289	NNNN_-EBS305216P	1,295
	30 x 16 x 44	750 x 419 x 1098	NNNN_-EBS304416P	1,169
30 x 16 x 36	750 x 419 x 907	NNNN_-EBS303616P	1,125	
30 x 16 x 28	750 x 419 x 716	NNNN_-EBS302816P	1,083	

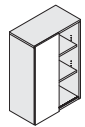
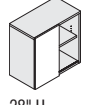
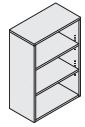
Smooth edge (N). Specify the front finish (B, W, N).

	W x D x H (in)	W x D x H (mm)	Code	All Laminate (\$)
<b>Bookcase hutches with doors and pigeonhole</b>	<i>1 door with soft-close. Pigeonhole. Can accommodate a tackboard on back: refer to page 57. 52" H (1289 mm) - 44" H (1098 mm): 2 adjustable shelves; 36" H (907 mm) - 28" H (716 mm): 1 adjustable shelf.</i>			
L 	24 x 20 x 52	600 x 519 x 1289	NNN_-EBS245220P	1,283
	24 x 20 x 44	600 x 519 x 1098	NNN_-EBS244420P	1,164
R 	24 x 20 x 36	600 x 519 x 907	NNN_-EBS243620P	1,120
	24 x 20 x 28	600 x 519 x 716	NNN_-EBS242820P	1,083
High-Gloss Black (B) or High-Gloss White (W) front finish option: add \$109.	20 x 20 x 52	500 x 519 x 1289	NNN_-EBS205220P	1,229
	20 x 20 x 44	500 x 519 x 1098	NNN_-EBS204420P	1,109
	20 x 20 x 36	500 x 519 x 907	NNN_-EBS203620P	1,075
	20 x 20 x 28	500 x 519 x 716	NNN_-EBS202820P	1,038
	24 x 16 x 52	600 x 419 x 1289	NNN_-EBS245216P	1,049
	24 x 16 x 44	600 x 419 x 1098	NNN_-EBS244416P	934
	24 x 16 x 36	600 x 419 x 907	NNN_-EBS243616P	896
	24 x 16 x 28	600 x 419 x 716	NNN_-EBS242816P	863
	16 x 16 x 52	400 x 419 x 1289	NNN_-EBS165216P	979
	16 x 16 x 44	400 x 419 x 1098	NNN_-EBS164416P	869
16 x 16 x 36	400 x 419 x 907	NNN_-EBS163616P	836	
16 x 16 x 28	400 x 419 x 716	NNN_-EBS162816P	809	

Smooth edge (N). Specify the opening: Left (L) or Right (R). Specify the front finish (B, W, N).

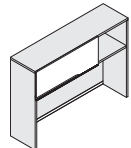
	W x D x H (in)	W x D x H (mm)	Code	All Laminate (\$)
<b>Open bookcase hutches</b>	<i>Can accommodate a tackboard on back; refer to page 57. 52" H (1289 mm) - 36" H (907 mm): 2 adjustable shelves; 28" H (716 mm): 1 adjustable shelf.</i>			
	36 x 20 x 52	900 x 500 x 1289	NNNNN-EB365220	896
	36 x 20 x 44	900 x 500 x 1098	NNNNN-EB364420	863
	36 x 20 x 36	900 x 500 x 907	NNNNN-EB363620	830
	36 x 20 x 28	900 x 500 x 716	NNNNN-EB362820	711
	30 x 20 x 52	750 x 500 x 1289	NNNNN-EB305220	857
	30 x 20 x 44	750 x 500 x 1098	NNNNN-EB304420	825
	30 x 20 x 36	750 x 500 x 907	NNNNN-EB303620	792
	30 x 20 x 28	750 x 500 x 716	NNNNN-EB302820	673
	24 x 20 x 52	600 x 500 x 1289	NNNNN-EB245220	815
	24 x 20 x 44	600 x 500 x 1098	NNNNN-EB244420	787
	24 x 20 x 36	600 x 500 x 907	NNNNN-EB243620	759
	24 x 20 x 28	600 x 500 x 716	NNNNN-EB242820	645
	20 x 20 x 52	500 x 500 x 1289	NNNNN-EB205220	797
	20 x 20 x 44	500 x 500 x 1098	NNNNN-EB204420	765
	20 x 20 x 36	500 x 500 x 907	NNNNN-EB203620	737
	20 x 20 x 28	500 x 500 x 716	NNNNN-EB202820	618
	36 x 16 x 52	900 x 400 x 1289	NNNNN-EB365216	836
	36 x 16 x 44	900 x 400 x 1098	NNNNN-EB364416	809
	36 x 16 x 36	900 x 400 x 907	NNNNN-EB363616	782
	36 x 16 x 28	900 x 400 x 716	NNNNN-EB362816	666
	30 x 16 x 52	750 x 400 x 1289	NNNNN-EB305216	802
	30 x 16 x 44	750 x 400 x 1098	NNNNN-EB304416	770
	30 x 16 x 36	750 x 400 x 907	NNNNN-EB303616	743
	30 x 16 x 28	750 x 400 x 716	NNNNN-EB302816	639
	24 x 16 x 52	600 x 400 x 1289	NNNNN-EB245216	765
	24 x 16 x 44	600 x 400 x 1098	NNNNN-EB244416	743
	24 x 16 x 36	600 x 400 x 907	NNNNN-EB243616	716
24 x 16 x 28	600 x 400 x 716	NNNNN-EB242816	607	
16 x 16 x 52	400 x 400 x 1289	NNNNN-EB165216	743	
16 x 16 x 44	400 x 400 x 1098	NNNNN-EB164416	721	
16 x 16 x 36	400 x 400 x 907	NNNNN-EB163616	688	
16 x 16 x 28	400 x 400 x 716	NNNNN-EB162816	584	

	W x D x H (in)	W x D x H (mm)	Code	All Laminate (\$)	
<b>Open bookcase hutches with sliding door</b>	<i>Sliding door. Can accommodate a tackboard on back; refer to page 57. 52" H (1289 mm) - 36" H (1277 mm): 4 adjustable shelves; 28" H (716 mm): 2 adjustable shelves.</i>				
	36 x 20 x 52	900 x 519 x 1289	NNNNN-EB365220C	1,410	
	36 x 20 x 44	900 x 519 x 1098	NNNNN-EB364420C	1,361	
	36 x 20 x 36	900 x 519 x 907	NNNNN-EB363620C	1,316	
	36 x 20 x 28	900 x 519 x 716	NNNNN-EB362820C	1,202	
	30 x 20 x 52	750 x 519 x 1289	NNNNN-EB305220C	1,349	
	30 x 20 x 44	750 x 519 x 1098	NNNNN-EB304420C	1,311	
	30 x 20 x 36	750 x 519 x 907	NNNNN-EB303620C	1,267	
	30 x 20 x 28	750 x 519 x 716	NNNNN-EB302820C	1,164	
	36 x 16 x 52	900 x 419 x 1289	NNNNN-EB365216C	1,355	
	36 x 16 x 44	900 x 419 x 1098	NNNNN-EB364416C	1,316	
	36 x 16 x 36	900 x 419 x 907	NNNNN-EB363616C	1,273	
	36 x 16 x 28	900 x 419 x 716	NNNNN-EB362816C	1,164	
	30 x 16 x 52	750 x 419 x 1289	NNNNN-EB305216C	1,311	
	30 x 16 x 44	750 x 419 x 1098	NNNNN-EB304416C	1,267	
	30 x 16 x 36	750 x 419 x 907	NNNNN-EB303616C	1,229	
	30 x 16 x 28	750 x 419 x 716	NNNNN-EB302816C	1,125	
	<b>Smooth edge (N). Specify the front finish (B, W, N).</b>				



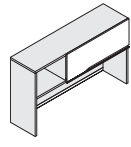
High-Gloss Black (B) or High-Gloss White (W) front finish option: add \$164.

	W x D x H (in)	W x D x H (mm)	Code	All Laminate (\$)
<b>Hutches with lift-up door and open space on right - 44" H</b>	<i>Assisted lift-up door with soft-close. Open space on right. Clearance: 27½" (698 mm). 1 grommet. Full-width wire access. Can accommodate a tackboard; refer to page 205 in the February 2015 Lacasse price book.</i>			
	<i>72" (1800 mm): 25" (620 mm) open bookcase; 66" (1650 mm): 21" (520 mm) open bookcase; 60" (1500 mm): 19" (470 mm) open bookcase; 54" (1350 mm): 17" (420 mm) open bookcase.</i>			
	72 x 16 x 44	1800 x 419 x 1098	NNNR-EB724416	1,316
	66 x 16 x 44	1650 x 419 x 1098	NNNR-EB664416	1,283
	60 x 16 x 44	1500 x 419 x 1098	NNNR-EB604416	1,257
54 x 16 x 44	1350 x 419 x 1098	NNNR-EB544416	1,229	
<b>Smooth edge (N). Specify the front finish (B, W, N).</b>				



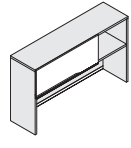
High-Gloss Black (B) or High-Gloss White (W) front finish option: add \$109.

	W x D x H (in)	W x D x H (mm)	Code	All Laminate (\$)
<b>Hutches with lift-up door and open space on left - 44" H</b>	<i>Assisted lift-up door with soft-close. Open space on left. Clearance: 27½" (698 mm). 1 grommet. Full-width wire access. Can accommodate a tackboard; refer to page 205 in the February 2015 Lacasse price book.</i>			
	<i>72" (1800 mm): 25" (620 mm) open bookcase; 66" (1650 mm): 21" (520 mm) open bookcase; 60" (1500 mm): 19" (470 mm) open bookcase; 54" (1350 mm): 17" (420 mm) open bookcase.</i>			
	72 x 16 x 44	1800 x 419 x 1098	NNNL-EB724416V	1,316
	66 x 16 x 44	1650 x 419 x 1098	NNNL-EB664416V	1,283
	60 x 16 x 44	1500 x 419 x 1098	NNNL-EB604416V	1,257
54 x 16 x 44	1350 x 419 x 1098	NNNL-EB544416V	1,229	
<b>Smooth edge (N). Specify the front finish (B, W, N).</b>				



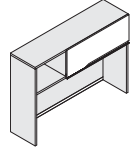
High-Gloss Black (B) or High-Gloss White (W) front finish option: add \$109.

	W x D x H (in)	W x D x H (mm)	Code	All Laminate (\$)
<b>Hutches with lift-up door and open space on right - 36" H</b>	<i>Assisted lift-up door with soft-close. Open space on right. Clearance: 20" (507 mm). 1 grommet. Full-width wire access. Can accommodate a tackboard; refer to page 205 in the February 2015 Lacasse price book.</i>			
	<i>72" (1800 mm): 25" (620 mm) open bookcase; 66" (1650 mm): 21" (520 mm) open bookcase; 60" (1500 mm): 19" (470 mm) open bookcase; 54" (1350 mm): 17" (420 mm) open bookcase.</i>			
	72 x 16 x 36	1800 x 419 x 907	NNNR-EB723616	1,273
	66 x 16 x 36	1650 x 419 x 907	NNNR-EB663616	1,251
	60 x 16 x 36	1500 x 419 x 907	NNNR-EB603616	1,224
54 x 16 x 36	1350 x 419 x 907	NNNR-EB543616	1,192	
<b>Smooth edge (N). Specify the front finish (B, W, N).</b>				



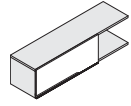
High-Gloss Black (B) or High-Gloss White (W) front finish option: add \$109.

	W x D x H (in)	W x D x H (mm)	Code	All Laminate (\$)
<b>Hutches with lift-up door and open space on left - 36" H</b>	<i>Assisted lift-up door with soft-close. Open space on left. Clearance: 20" (507 mm). 1 grommet. Full-width wire access. Can accommodate a tackboard; refer to page 205 in the February 2015 Lacasse price book.</i>			
	<i>72" (1800 mm): 25" (620 mm) open bookcase; 66" (1650 mm): 21" (520 mm) open bookcase; 60" (1500 mm): 19" (470 mm) open bookcase; 54" (1350 mm): 17" (420 mm) open bookcase.</i>			
	72 x 16 x 36	1800 x 419 x 907	NNNL-EB723616V	1,273
	66 x 16 x 36	1650 x 419 x 907	NNNL-EB663616V	1,251
	60 x 16 x 36	1500 x 419 x 907	NNNL-EB603616V	1,224
54 x 16 x 36	1350 x 419 x 907	NNNL-EB543616V	1,192	
<b>Smooth edge (N). Specify the front finish (B, W, N).</b>				

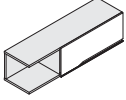


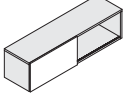
High-Gloss Black (B) or High-Gloss White (W) front finish option: add \$109.

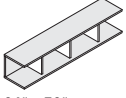
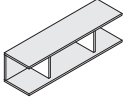
	W x D x H (in)	W x D x H (mm)	Code	All Laminate (\$)
<b>Wall-mounted hutches with lift-up door and open space on right</b>	<i>Assisted lift-up door with soft-close. Open space on right. Hanger bar included for wall-mount installation. Can accommodate a tackboard; refer to page 205 in the February 2015 Lacasse price book.</i>			
	<i>72" (1800 mm): 26" (645 mm) open bookcase; 66" (1650 mm): 22" (545 mm) open bookcase; 60" (1500 mm): 20" (495 mm) open bookcase; 54" (1350 mm): 18" (445 mm) open bookcase.</i>			
	72 x 16 x 16	1800 x 419 x 400	NNNR-EMV721616	1,131
	66 x 16 x 16	1650 x 419 x 400	NNNR-EMV661616	1,109
	60 x 16 x 16	1500 x 419 x 400	NNNR-EMV601616	1,083
54 x 16 x 16	1350 x 419 x 400	NNNR-EMV541616	1,055	
<b>Smooth edge (N). Specify the front finish (B, W, N).</b>				

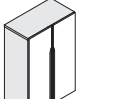


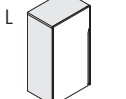
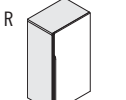
High-Gloss Black (B) or High-Gloss White (W) front finish option: add \$109.



	W x D x H (in)	W x D x H (mm)	Code	All Laminate (\$)
 <p>High-Gloss Black (B) or High-Gloss White (W) front finish option: add \$109.</p>	<b>Wall-mounted hutches with lift-up door and open space on left</b> <i>Assisted lift-up door with soft-close. Open space on left. Hanger bar included for wall-mount installation. Can accommodate a tackboard: refer to page 205 in the February 2015 Lacasse price book.</i>			
	<i>72" (1800 mm): 26" (645 mm) open bookcase;</i>			
	<i>66" (1650 mm): 22" (545 mm) open bookcase;</i>			
	<i>60" (1500 mm): 20" (495 mm) open bookcase;</i>			
	<i>54" (1350 mm): 18" (445 mm) open bookcase.</i>			
	72 x 16 x 16	1800 x 419 x 400	NNNL-EM721616V	1,131
	66 x 16 x 16	1650 x 419 x 400	NNNL-EM661616V	1,109
	60 x 16 x 16	1500 x 419 x 400	NNNL-EM601616V	1,083
	54 x 16 x 16	1350 x 419 x 400	NNNL-EM541616V	1,055
<b>Smooth edge (N). Specify the front finish (B, W, N).</b>				



 <p>High-Gloss Black (B) or High-Gloss White (W) front finish option: add \$109.</p>	<b>Wall-mounted hutches with sliding door</b> <i>Sliding door. Hanger bar included for wall-mount installation. Can accommodate a tackboard: refer to page 205 in the February 2015 Lacasse price book.</i>			
	84 x 16 x 16	2100 x 419 x 400	NNNN-EM841616C	1,147
	78 x 16 x 16	1950 x 419 x 400	NNNN-EM781616C	1,120
	72 x 16 x 16	1800 x 419 x 400	NNNN-EM721616C	1,093
	66 x 16 x 16	1650 x 419 x 400	NNNN-EM661616C	1,065
	60 x 16 x 16	1500 x 419 x 400	NNNN-EM601616C	1,043
	54 x 16 x 16	1350 x 419 x 400	NNNN-EM541616C	1,016
<b>Smooth edge (N). Specify the front finish (B, W, N).</b>				


 <p>84" - 78"</p>	<b>Open wall-mounted hutches</b> <i>Hanger bar included for wall-mount installation. Can accommodate a tackboard: refer to page 205 in the February 2015 Lacasse price book.</i>			
	84 x 16 x 16	2100 x 419 x 400	NNNN-EM841616	956
	78 x 16 x 16	1950 x 419 x 400	NNNN-EM781616	939
	72 x 16 x 16	1800 x 419 x 400	NNNN-EM721616	825
	66 x 16 x 16	1650 x 419 x 400	NNNN-EM661616	802
 <p>72" - 54"</p>	60 x 16 x 16	1500 x 419 x 400	NNNN-EM601616	787
	54 x 16 x 16	1350 x 419 x 400	NNNN-EM541616	759


 <p>High-Gloss Black (B) or High-Gloss White (W) front finish option: add \$164.</p>	<b>Wall-mounted hutches with doors</b> <i>2 doors with soft-close. Hanger bar included for wall-mount installation. 52" H (1289 mm) - 36" H (907 mm): 2 adjustable shelves; 28" H (716 mm): 1 adjustable shelf.</i>			
	36 x 16 x 52	900 x 419 x 1289	NNNN-EM365216P	1,311
	36 x 16 x 44	900 x 419 x 1098	NNNN-EM364416P	1,246
	36 x 16 x 36	900 x 419 x 907	NNNN-EM363616P	1,153
	36 x 16 x 28	900 x 419 x 716	NNNN-EM362816P	1,109
	30 x 16 x 52	750 x 419 x 1289	NNNN-EM305216P	1,262
	30 x 16 x 44	750 x 419 x 1098	NNNN-EM304416P	1,202
	30 x 16 x 36	750 x 419 x 907	NNNN-EM303616P	1,114
	30 x 16 x 28	750 x 419 x 716	NNNN-EM302816P	1,075
<b>Smooth edge (N). Specify the front finish (B, W, N).</b>				


 <p>L</p>	<i>1 door with soft-close. Hanger bar included for wall-mount installation. 52" H (1289 mm) - 36" H (907 mm): 2 adjustable shelves; 28" H (716 mm): 1 adjustable shelf.</i>			
	24 x 16 x 52	600 x 419 x 1289	NNN-EM245216P	1,174
	24 x 16 x 44	600 x 419 x 1098	NNN-EM244416P	1,120
	24 x 16 x 36	600 x 419 x 907	NNN-EM243616P	1,038
	24 x 16 x 28	600 x 419 x 716	NNN-EM242816P	1,010
 <p>R</p>	<b>Smooth edge (N). Specify the opening: Left (L) or Right (R). Specify the front finish (B, W, N).</b>			
	<i>High-Gloss Black (B) or High-Gloss White (W) front finish option: add \$82.</i>			

	W x D x H (in)	W x D x H (mm)	Code	All Laminate (\$)
 <p>L</p>	<b>PEDESTALS</b> <b>Hanging pedestal with drawers</b> <i>1 box drawer and 1 file drawer with soft-close. Suspension bar. Pencil tray. Lock. Must be installed under a surface. Not compatible with 20" (500 mm) deep surfaces.</i>			
	16 x 18 x 20	409 x 448 x 489	NNN_-161820F	830
 <p>R</p>	<b>Smooth edge (N). Specify the handle curve: Left (L) or Right (R). Specify the front finish (B, W, N).</b>			
	<i>High-Gloss Black (B) or High-Gloss White (W) front finish option: add \$55.</i>			

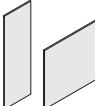
 <p>L</p>	<b>Mobile pedestal with drawers</b> <i>1 box drawer and 1 file drawer with soft-close. Suspension bar. Pencil tray. Lock. Brakes on front casters. Can accommodate 1 LGC-CU1518 cushion. See page 207 from the February 2015 Lacasse price book.</i>			
	16 x 18 x 20	390 x 450 x 530	NNN_-MP161820F	1,021
 <p>R</p>	<b>Smooth edge (N). Specify the handle curve: Left (L) or Right (R). Specify the front finish (B, W, N).</b>			
	<i>High-Gloss Black (B) or High-Gloss White (W) front finish option: add \$55.</i>			

ACCESSORIES				
	<b>Modular modesty panels</b> <i>Use as modesty panel. Compatible with short-back surfaces.</i>			
	81 x 5/8 x 14	2019 x 16 x 350	NNNN-MOD1481	208
	75 x 5/8 x 14	1869 x 16 x 350	NNNN-MOD1475	202
	73 x 5/8 x 14	1819 x 16 x 350	NNNN-MOD1473	202
	69 x 5/8 x 14	1719 x 16 x 350	NNNN-MOD1469	197
	67 x 5/8 x 14	1669 x 16 x 350	NNNN-MOD1467	197
	63 x 5/8 x 14	1569 x 16 x 350	NNNN-MOD1463	192
	61 x 5/8 x 14	1519 x 16 x 350	NNNN-MOD1461	192
	57 x 5/8 x 14	1419 x 16 x 350	NNNN-MOD1457	180
	55 x 5/8 x 14	1369 x 16 x 350	NNNN-MOD1455	174
	51 x 5/8 x 14	1269 x 16 x 350	NNNN-MOD1451	174
	49 x 5/8 x 14	1219 x 16 x 350	NNNN-MOD1449	169
	45 x 5/8 x 14	1119 x 16 x 350	NNNN-MOD1445	169
	39 x 5/8 x 14	969 x 16 x 350	NNNN-MOD1439	164
	33 x 5/8 x 14	819 x 16 x 350	NNNN-MOD1433	159
	27 x 5/8 x 14	669 x 16 x 350	NNNN-MOD1427	159
<b>Smooth edge (N). Specify the modesty panel finish (B, W, N).</b>				

	<b>Privacy lateral screens</b> <i>Fabric screen supported by metal clip. Height adjustable. Can be attached to a surface, desk or return. These prices are applicable for United Chair® Grade 1 and 2 fabrics. For other United Chair® grades add: Grade 3: 15%, Grade 4: 20%, Grade 5: 25%, Grade 6: 30%, Grade 7: 35%.</i>			
	48 x 3/8 x 30	1200 x 10 x 750	NNNN-SCF3048	546
	42 x 3/8 x 30	1050 x 10 x 750	NNNN-SCF3042	529
	36 x 3/8 x 30	900 x 10 x 750	NNNN-SCF3036	514
	30 x 3/8 x 30	750 x 10 x 750	NNNN-SCF3030	496
	48 x 3/8 x 24	1200 x 10 x 600	NNNN-SCF2448	519
	42 x 3/8 x 24	1050 x 10 x 600	NNNN-SCF2442	509
	36 x 3/8 x 24	900 x 10 x 600	NNNN-SCF2436	491
	30 x 3/8 x 24	750 x 10 x 600	NNNN-SCF2430	475
	24 x 3/8 x 24	600 x 10 x 600	NNNN-SCF2424	459

	W x D x H (in)	W x D x H (mm)	Code	All Laminate (\$)
<b>Privacy lateral screens</b>	<i>Translucent screen supported by metal clip. Height adjustable. Can be attached to a surface, desk or return.</i>			
	48 x ¼ x 30	1200 x 6 x 750	NNNNN-SCT3048	727
	42 x ¼ x 30	1050 x 6 x 750	NNNNN-SCT3042	650
	36 x ¼ x 30	900 x 6 x 750	NNNNN-SCT3036	574
	30 x ¼ x 30	750 x 6 x 750	NNNNN-SCT3030	496
	48 x ¼ x 24	1200 x 6 x 600	NNNNN-SCT2448	607
	42 x ¼ x 24	1050 x 6 x 600	NNNNN-SCT2442	541
	36 x ¼ x 24	900 x 6 x 600	NNNNN-SCT2436	486
	30 x ¼ x 24	750 x 6 x 600	NNNNN-SCT2430	420
	24 x ¼ x 24	600 x 6 x 600	NNNNN-SCT2424	361

Acrylic option: Change T for Y Sky, add \$65.

	W x D x H (in)	W x D x H (mm)	Code	All Laminate (\$)
<b>Tackboards</b>	<i>To be used on back of bookcase hutches. These prices are applicable for United Chair® Grade 1 and 2 fabrics. For other United Chair® grades add: Grade 3: 15%, Grade 4: 20%, Grade 5: 25%, Grade 6: 30%, Grade 7: 35%.</i>			
	34 x ½ x 50	841 x 13 x 1232	NNNNN-TK3450	387
	34 x ½ x 42	841 x 13 x 1041	NNNNN-TK3442	377
	34 x ½ x 34	841 x 13 x 850	NNNNN-TK3434	366
	34 x ½ x 26	841 x 13 x 659	NNNNN-TK3426	355
	28 x ½ x 50	691 x 13 x 1232	NNNNN-TK2850	377
	28 x ½ x 42	691 x 13 x 1041	NNNNN-TK2842	366
	28 x ½ x 34	691 x 13 x 850	NNNNN-TK2834	355
	28 x ½ x 26	691 x 13 x 659	NNNNN-TK2826	345
	22 x ½ x 50	541 x 13 x 1232	NNNNN-TK2250	366
	22 x ½ x 42	541 x 13 x 1041	NNNNN-TK2242	355
	22 x ½ x 34	541 x 13 x 850	NNNNN-TK2234	345
	22 x ½ x 26	541 x 13 x 659	NNNNN-TK2226	328
	18 x ½ x 50	441 x 13 x 1232	NNNNN-TK1850	355
	18 x ½ x 42	441 x 13 x 1041	NNNNN-TK1842	345
	18 x ½ x 34	441 x 13 x 850	NNNNN-TK1834	328
	18 x ½ x 26	441 x 13 x 659	NNNNN-TK1826	317
	14 x ½ x 50	341 x 13 x 1232	NNNNN-TK1450	345
	14 x ½ x 42	341 x 13 x 1041	NNNNN-TK1442	328
	14 x ½ x 34	341 x 13 x 850	NNNNN-TK1434	317
	14 x ½ x 26	341 x 13 x 659	NNNNN-TK1426	306

**Cushions**



2" (51 mm) foam. Installs on low storage units with Velcro. These prices are applicable for United Chair® Grade 1 and 2 fabrics. For other United Chair® grades add: Grade 3: 15%, Grade 4: 20%, Grade 5: 25%, Grade 6: 30%, Grade 7: 35%. For any other dimension, please contact the Quotations Department.

48 x 36 x 2	1200 x 900 x 51	NNNNN-CU3648	650
36 x 36 x 2	900 x 900 x 51	NNNNN-CU3636	563
24 x 36 x 2	600 x 900 x 51	NNNNN-CU3624	470
48 x 30 x 2	1200 x 750 x 51	NNNNN-CU3048	590
36 x 30 x 2	900 x 750 x 51	NNNNN-CU3036	529
24 x 30 x 2	600 x 750 x 51	NNNNN-CU3024	442
48 x 24 x 2	1200 x 600 x 51	NNNNN-CU2448	529
36 x 24 x 2	900 x 600 x 51	NNNNN-CU2436	470
24 x 24 x 2	600 x 600 x 51	NNNNN-CU2424	382
48 x 20 x 2	1200 x 500 x 51	NNNNN-CU2048	503
36 x 20 x 2	900 x 500 x 51	NNNNN-CU2036	420
24 x 20 x 2	600 x 500 x 51	NNNNN-CU2024	333

**Grommets**



Satin chrome finish. Factory installed on request. Attach positioning sketch with your order.

LGC-MGRQ25	60
LGC-MGRQ38	60