


EDGEBANDING

Furniture with 1" and 1½" (25 and 38 mm) thick tops.

N Edge




Smooth, 3/8" (3 mm) thick edge.

The N edge is matched with the finish specified for the surface.

Furniture with 1½" (38 mm) thick tops.


Textured 1 Edge



Textured, 5/32" (4 mm) thick edge.

The textured 1 and 2 edges are available (and in matching color) ONLY when a wood grain finish is specified for the surface.


Textured 2 Edge




HANDLES




A – Arcade




C – Cubic



K – Classic



W – Waterfall



Z – Straight

LEGS



Q – Square



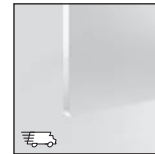
V – Round

ALUMINUM KICKPLATE



M – Anodized Aluminum

MODESTY PANELS / DOOR INSERTS

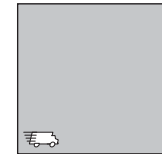


T – Translucent



X – Matrix

ACCENT COLORS



S – Silver



A – Anthracite Grey

Exception: Furniture with doors or aluminum kickplate are available in Silver anodized aluminum only.

CODIFICATION

Series	Options			
	Thickness	Edgebanding	Handles / Legs	Accent color
M	1 Thermofused laminate 1"	N Smooth edge 1 Textured edge 2 Textured edge	A Arcade C Cubic K Classic W Waterfall Z Straight Q Square leg V Round leg	A Anthracite Grey S Silver
	2 High-pressure laminate 1"			
	5 Thermofused laminate 1½"			
	6 High-pressure laminate 1½"			

READY TO SHIP IN 5 DAYS!

Several suggested layouts, components and accessories identified by this pictogram are part of the **Lacasse quick delivery program**.

Please refer to page 3 for complete program details.



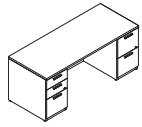
	W x D x H (in)	W x D x H (mm)	Code	All	HPL
				Laminate	Surfaces
				(\$)	(\$)
<p>Double pedestals bow front desks</p> <p>2 pedestals with locks. 2 box drawers and 2 file drawers with suspension bars. Pencil tray. Recessed, full-height modesty panel.</p>	72 x 42 x 29 ³ / ₈	1800 x 1050 x 744	M_N__-F4272FA	1,820	2,125
	66 x 36 x 29 ³ / ₈	1650 x 900 x 744	M_N__-F3666FA	1,698	1,984
	Specify the surface type (1, 2). Edge N. Specify the handle code (A, C, K, W, Z). Specify the accent color (A, S).				
<p>Double pedestal desks</p> <p>2 pedestals with locks. 2 box drawers and 2 file drawers with suspension bars. Pencil tray. Recessed, full-height modesty panel.</p>	72 x 42 x 29 ³ / ₈	1800 x 1050 x 757	M____-F4272FA	2,044	2,399
	66 x 36 x 29 ³ / ₈	1650 x 900 x 757	M____-F3666FA	1,923	2,257
	Specify the surface type (5, 6). Specify the edge (N, 1, 2). Specify the handle code (A, C, K, W, Z). Specify the accent color (A, S).				
<p>Double pedestal desks</p> <p>2 pedestals with locks. 2 box drawers and 2 file drawers with suspension bars. Pencil tray. Recessed, full-height modesty panel.</p>	72 x 36 x 29 ³ / ₈	1800 x 900 x 744	M_N__-F3672F	1,535	1,841
	66 x 30 x 29 ³ / ₈	1650 x 750 x 744	M_N__-F3066F	1,415	1,698
	60 x 30 x 29 ³ / ₈	1500 x 750 x 744	M_N__-F3060F	1,361	1,622
Specify the surface type (1, 2). Edge N. Specify the handle code (A, C, K, W, Z). Specify the accent color (A, S).					

	W x D x H (in)	W x D x H (mm)	Code	All	HPL
				Laminate	Surfaces
				(\$)	(\$)
<p>Double pedestal desks (cont'd)</p> <p>Aluminum kickplate option: specify M at the end of the code, add \$164.</p>	72 x 36 x 29 ³ / ₈	1800 x 900 x 757	M____-F3672F	1,758	2,114
	66 x 30 x 29 ³ / ₈	1650 x 750 x 757	M____-F3066F	1,639	1,972
	60 x 30 x 29 ³ / ₈	1500 x 750 x 757	M____-F3060F	1,579	1,895
Specify the surface type (5, 6). Specify the edge (N, 1, 2). Specify the handle code (A, C, K, W, Z). Specify the accent color (A, S).					
<p>Double pedestals bow front desks – low profile</p> <p>2 pedestals with locks. 2 box drawers and 3 file drawers with suspension bars. Pencil tray. Recessed, full-height modesty panel.</p>	72 x 42 x 29 ³ / ₈	1800 x 1050 x 744	M_N__-UF4272FFA	2,181	2,491
	66 x 36 x 29 ³ / ₈	1650 x 900 x 744	M_N__-UF3666FFA	2,065	2,349
	Specify the surface type (1, 2). Edge N. Specify the handle code (A, C, K, W, Z). Specify the accent color (A, S).				
<p>Aluminum kickplate option: specify M at the end of the code, add \$164.</p>	72 x 42 x 29 ³ / ₈	1800 x 1050 x 757	M____-UF4272FFA	2,404	2,759
	66 x 36 x 29 ³ / ₈	1650 x 900 x 757	M____-UF3666FFA	2,284	2,612
	Specify the surface type (5, 6). Specify the edge (N, 1, 2). Specify the handle code (A, C, K, W, Z). Specify the accent color (A, S).				



W x D x H (in) W x D x H (mm) Code All Laminate (\$) HPL Surfaces (\$)

Double pedestal desks – low profile



Aluminum kickplate option: specify M at the end of the code, add \$164.

2 pedestals with locks. 2 box drawers and 3 file drawers with suspension bars. Pencil tray. Recessed, full-height modesty panel.

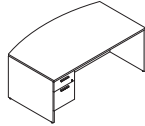
72 x 36 x 29 ³ / ₈	1800 x 900 x 744	M_N__-UF3672FF	1,895	2,207
66 x 30 x 29 ³ / ₈	1650 x 750 x 744	M_N__-UF3066FF	1,781	2,065
60 x 30 x 29 ³ / ₈	1500 x 750 x 744	M_N__-UF3060FF	1,716	1,989

Specify the surface type (1, 2). Edge N. Specify the handle code (A, C, K, W, Z). Specify the accent color (A, S).

72 x 36 x 29 ³ / ₈	1800 x 900 x 757	M____-UF3672FF	2,120	2,475
66 x 30 x 29 ³ / ₈	1650 x 750 x 757	M____-UF3066FF	1,999	2,327
60 x 30 x 29 ³ / ₈	1500 x 750 x 757	M____-UF3060FF	1,939	2,262

Specify the surface type (5, 6). Specify the edge (N, 1, 2). Specify the handle code (A, C, K, W, Z). Specify the accent color (A, S).

Left single pedestals bow front desks



Aluminum kickplate option: specify M at the end of the code, add \$164.

1 pedestal on left with lock. 1 box drawer and 1 file drawer with suspension bar. Pencil tray. Recessed, full-height modesty panel.

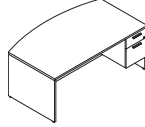
72 x 42 x 29 ³ / ₈	1800 x 1050 x 744	M_N__-F4272SA	1,519	1,765
66 x 36 x 29 ³ / ₈	1650 x 900 x 744	M_N__-F3666SA	1,399	1,617

Specify the surface type (1, 2). Edge N. Specify the handle code (A, C, K, W, Z). Specify the accent color (A, S).

72 x 42 x 29 ³ / ₈	1800 x 900 x 757	M____-F4272SA	1,716	2,004
66 x 36 x 29 ³ / ₈	1650 x 750 x 757	M____-F3666SA	1,594	1,862

Specify the surface type (5, 6). Specify the edge (N, 1, 2). Specify the handle code (A, C, K, W, Z). Specify the accent color (A, S).

Right single pedestal bow front desks



Aluminum kickplate option: specify M at the end of the code, add \$164.

1 pedestal on right with lock. 1 box drawer and 1 file drawer with suspension bar. Pencil tray. Recessed, full-height modesty panel.

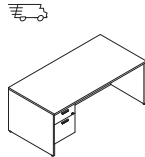
72 x 42 x 29 ³ / ₈	1800 x 1050 x 744	M_N__-S4272FA	1,519	1,765
66 x 36 x 29 ³ / ₈	1650 x 900 x 744	M_N__-S3666FA	1,399	1,617

Specify the surface type (1, 2). Edge N. Specify the handle code (A, C, K, W, Z). Specify the accent color (A, S).

72 x 42 x 29 ³ / ₈	1800 x 900 x 757	M____-S4272FA	1,716	2,004
66 x 36 x 29 ³ / ₈	1650 x 750 x 757	M____-S3666FA	1,594	1,862

Specify the surface type (5, 6). Specify the edge (N, 1, 2). Specify the handle code (A, C, K, W, Z). Specify the accent color (A, S).

Left single pedestal desks



Aluminum kickplate option: specify M at the end of the code, add \$164.

1 pedestal on left with lock. 1 box drawer and 1 file drawer with suspension bar. Pencil tray. Recessed, full-height modesty panel.

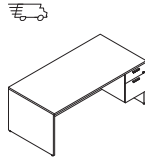
72 x 36 x 29 ³ / ₈	1800 x 900 x 744	M_N__-F3672S	1,235	1,480
66 x 30 x 29 ³ / ₈	1650 x 750 x 744	M_N__-F3066S	1,114	1,333
60 x 30 x 29 ³ / ₈	1500 x 750 x 744	M_N__-F3060S	1,055	1,267

Specify the surface type (1, 2). Edge N. Specify the handle code (A, C, K, W, Z). Specify the accent color (A, S).

72 x 36 x 29 ³ / ₈	1800 x 900 x 757	M____-F3672S	1,431	1,721
66 x 30 x 29 ³ / ₈	1650 x 750 x 757	M____-F3066S	1,311	1,579
60 x 30 x 29 ³ / ₈	1500 x 750 x 757	M____-F3060S	1,262	1,513

Specify the surface type (5, 6). Specify the edge (N, 1, 2). Specify the handle code (A, C, K, W, Z). Specify the accent color (A, S).

Right single pedestal desks



Aluminum kickplate option: specify M at the end of the code, add \$164.

1 pedestal on right with lock. 1 box drawer and 1 file drawer with suspension bar. Pencil tray. Recessed, full-height modesty panel.

72 x 36 x 29 ³ / ₈	1800 x 900 x 744	M_N__-S3672F	1,235	1,480
66 x 30 x 29 ³ / ₈	1650 x 750 x 744	M_N__-S3066F	1,114	1,333
60 x 30 x 29 ³ / ₈	1500 x 750 x 744	M_N__-S3060F	1,055	1,267

Specify the surface type (1, 2). Edge N. Specify the handle code (A, C, K, W, Z). Specify the accent color (A, S).



W x D x H (in) W x D x H (mm) Code All Laminate (\$) HPL Surfaces (\$)

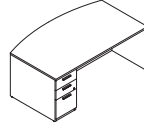
Right single pedestal desks (cont'd)

Aluminum kickplate option: specify M at the end of the code, add \$164.

72 x 36 x 29 ³ / ₈	1800 x 900 x 757	M____-S3672F	1,431	1,721
66 x 30 x 29 ³ / ₈	1650 x 750 x 757	M____-S3066F	1,311	1,579
60 x 30 x 29 ³ / ₈	1500 x 750 x 757	M____-S3060F	1,262	1,513

Specify the surface type (5, 6). Specify the edge (N, 1, 2). Specify the handle code (A, C, K, W, Z). Specify the accent color (A, S).

Left single pedestals bow front desks – low profile



Aluminum kickplate option: specify M at the end of the code, add \$164.

1 pedestal on left with lock. 2 box drawers and 1 file drawer with suspension bar. Pencil tray. Recessed, full-height modesty panel.

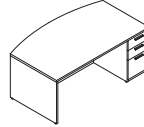
72 x 42 x 29 ³ / ₈	1800 x 1050 x 744	M_N__-UF4272SA	1,698	1,950
66 x 36 x 29 ³ / ₈	1650 x 900 x 744	M_N__-UF3666SA	1,579	1,803

Specify the surface type (1, 2). Edge N. Specify the handle code (A, C, K, W, Z). Specify the accent color (A, S).

72 x 42 x 29 ³ / ₈	1800 x 1050 x 757	M____-UF4272SA	1,895	2,186
66 x 36 x 29 ³ / ₈	1650 x 900 x 757	M____-UF3666SA	1,781	2,044

Specify the surface type (5, 6). Specify the edge (N, 1, 2). Specify the handle code (A, C, K, W, Z). Specify the accent color (A, S).

Right single pedestal bow front desks – low profile



Aluminum kickplate option: specify M at the end of the code, add \$164.

1 pedestal on right with lock. 2 box drawers and 1 file drawer with suspension bar. Pencil tray. Recessed, full-height modesty panel.

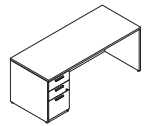
72 x 42 x 29 ³ / ₈	1800 x 1050 x 744	M_N__-S4272UFA	1,698	1,950
66 x 36 x 29 ³ / ₈	1650 x 900 x 744	M_N__-S3666UFA	1,579	1,803

Specify the surface type (1, 2). Edge N. Specify the handle code (A, C, K, W, Z). Specify the accent color (A, S).

72 x 42 x 29 ³ / ₈	1800 x 1050 x 757	M____-S4272UFA	1,895	2,186
66 x 36 x 29 ³ / ₈	1650 x 900 x 757	M____-S3666UFA	1,781	2,044

Specify the surface type (5, 6). Specify the edge (N, 1, 2). Specify the handle code (A, C, K, W, Z). Specify the accent color (A, S).

Left single pedestal desks – low profile



Aluminum kickplate option: specify M at the end of the code, add \$164.

1 pedestal on left with lock. 2 box drawers and 1 file drawer with suspension bar. Pencil tray. Recessed, full-height modesty panel.

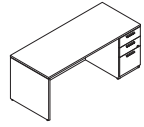
72 x 36 x 29 ³ / ₈	1800 x 900 x 744	M_N__-UF3672S	1,415	1,667
66 x 30 x 29 ³ / ₈	1650 x 750 x 744	M_N__-UF3066S	1,295	1,519
60 x 30 x 29 ³ / ₈	1500 x 750 x 744	M_N__-UF3060S	1,235	1,442

Specify the surface type (1, 2). Edge N. Specify the handle code (A, C, K, W, Z). Specify the accent color (A, S).

72 x 36 x 29 ³ / ₈	1800 x 900 x 757	M____-UF3672S	1,612	1,901
66 x 30 x 29 ³ / ₈	1650 x 750 x 757	M____-UF3066S	1,498	1,758
60 x 30 x 29 ³ / ₈	1500 x 750 x 757	M____-UF3060S	1,437	1,693

Specify the surface type (5, 6). Specify the edge (N, 1, 2). Specify the handle code (A, C, K, W, Z). Specify the accent color (A, S).

Right single pedestal desks – low profile



Aluminum kickplate option: specify M at the end of the code, add \$164.

1 pedestal on right with lock. 2 box drawers and 1 file drawer with suspension bar. Pencil tray. Recessed, full-height modesty panel.

72 x 36 x 29 ³ / ₈	1800 x 900 x 744	M_N__-S3672UF	1,415	1,667
66 x 30 x 29 ³ / ₈	1650 x 750 x 744	M_N__-S3066UF	1,295	1,519
60 x 30 x 29 ³ / ₈	1500 x 750 x 744	M_N__-S3060UF	1,235	1,442

Specify the surface type (1, 2). Edge N. Specify the handle code (A, C, K, W, Z). Specify the accent color (A, S).

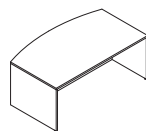
72 x 36 x 29 ³ / ₈	1800 x 900 x 757	M____-S3672UF	1,612	1,901
66 x 30 x 29 ³ / ₈	1650 x 750 x 757	M____-S3066UF	1,498	1,758
60 x 30 x 29 ³ / ₈	1500 x 750 x 757	M____-S3060UF	1,437	1,693

Specify the surface type (5, 6). Specify the edge (N, 1, 2). Specify the handle code (A, C, K, W, Z). Specify the accent color (A, S).



All HPL Laminate Surfaces (\$)

Bow front desk shells



Aluminum kickplate option: specify M at the end of the code, add \$164.

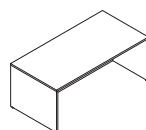
W x D x H (in)	W x D x H (mm)	Code	All Laminate (\$)	HPL Surfaces (\$)
<i>Recessed, full-height modesty panel. Can accommodate 1 or 2 pedestals.</i>				
72 x 42 x 29 ³ / ₈	1800 x 1050 x 744	M_NNN-TDM4272A	1,153	1,475
66 x 36 x 29 ³ / ₈	1650 x 900 x 744	M_NNN-TDM3666A	1,038	1,366

Specify the surface type (1, 2). Edge N.

72 x 42 x 29 ³ / ₈	1800 x 1050 x 757	M__NN-TDM4272A	1,273	1,649
66 x 36 x 29 ³ / ₈	1650 x 900 x 757	M__NN-TDM3666A	1,158	1,535

Specify the surface type (5, 6). Specify the edge (N, 1, 2).

Rectangular desk shells



Aluminum kickplate option: specify M at the end of the code, add \$164.

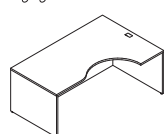
W x D x H (in)	W x D x H (mm)	Code	All Laminate (\$)	HPL Surfaces (\$)
<i>Recessed, full-height modesty panel. Can accommodate 1 or 2 pedestals.</i>				
72 x 36 x 29 ³ / ₈	1800 x 900 x 744	M_NNN-TDM3672	815	1,137
66 x 30 x 29 ³ / ₈	1650 x 750 x 744	M_NNN-TDM3066	721	1,010
60 x 30 x 29 ³ / ₈	1500 x 750 x 744	M_NNN-TDM3060	693	973

Specify the surface type (1, 2). Edge N.

72 x 36 x 29 ³ / ₈	1800 x 900 x 757	M__NN-TDM3672	934	1,306
66 x 30 x 29 ³ / ₈	1650 x 750 x 757	M__NN-TDM3066	842	1,179
60 x 30 x 29 ³ / ₈	1500 x 750 x 757	M__NN-TDM3060	815	1,137

Specify the surface type (5, 6). Specify the edge (N, 1, 2).

Left corner desks



Aluminum kickplate option: specify M at the end of the code, add \$164.

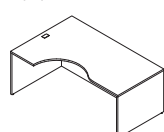
W x D x H (in)	W x D x H (mm)	Code	All Laminate (\$)	HPL Surfaces (\$)
<i>Recessed, full-height modesty panel. Can accommodate 1 pedestal. 1 grommet.</i>				
72 x 48 x 29 ³ / ₈	1800 x 1200 x 744	M_NN_-CDM724818	1,000	1,503
66 x 48 x 29 ³ / ₈	1650 x 1200 x 744	M_NN_-CDM664818	939	1,410

Specify the surface type (1, 2). Edge N. Specify the accent color (A, S).

72 x 48 x 29 ³ / ₈	1800 x 1200 x 757	M__N_-CDM724818	1,142	1,716
66 x 48 x 29 ³ / ₈	1650 x 1200 x 757	M__N_-CDM664818	1,088	1,622

Specify the surface type (5, 6). Specify the edge (N, 1, 2). Specify the accent color (A, S).

Right corner desks



Aluminum kickplate option: specify M at the end of the code, add \$164.

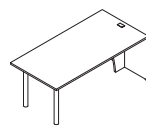
W x D x H (in)	W x D x H (mm)	Code	All Laminate (\$)	HPL Surfaces (\$)
<i>Recessed, full-height modesty panel. Can accommodate 1 pedestal. 1 grommet.</i>				
72 x 48 x 29 ³ / ₈	1800 x 1200 x 744	M_NN_-CDM184872	1,000	1,503
66 x 48 x 29 ³ / ₈	1650 x 1200 x 744	M_NN_-CDM184866	939	1,410

Specify the surface type (1, 2). Edge N. Specify the accent color (A, S).

72 x 48 x 29 ³ / ₈	1800 x 1200 x 757	M__N_-CDM184872	1,142	1,716
66 x 48 x 29 ³ / ₈	1650 x 1200 x 757	M__N_-CDM184866	1,088	1,622

Specify the surface type (5, 6). Specify the edge (N, 1, 2). Specify the accent color (A, S).

Rectangular tables



Packaged in 2 boxes.

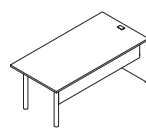
W x D x H (in)	W x D x H (mm)	Code	All Laminate (\$)	HPL Surfaces (\$)
<i>2 steel legs. 1 grommet.</i>				
72 x 36 x 29 ³ / ₈	1800 x 900 x 744	M_N__-RT3672	802	1,125
72 x 30 x 29 ³ / ₈	1800 x 750 x 744	M_N__-RT3072	754	1,070
66 x 30 x 29 ³ / ₈	1650 x 750 x 744	M_N__-RT3066	732	1,028
60 x 30 x 29 ³ / ₈	1500 x 750 x 744	M_N__-RT3060	716	1,005

Specify the surface type (1, 2). Edge N. Specify the leg code (Q, V). Specify the accent color (A, S).

72 x 36 x 29 ³ / ₈	1800 x 900 x 757	M____-RT3672	1,021	1,431
72 x 30 x 29 ³ / ₈	1800 x 750 x 757	M____-RT3072	979	1,366
66 x 30 x 29 ³ / ₈	1650 x 750 x 757	M____-RT3066	939	1,311
60 x 30 x 29 ³ / ₈	1500 x 750 x 757	M____-RT3060	906	1,278

Specify the surface type (5, 6). Specify the edge (N, 1, 2). Specify the leg code (Q, V). Specify the accent color (A, S).

Rectangular tables with laminate modesty panel



Packaged in 2 boxes.

W x D x H (in)	W x D x H (mm)	Code	All Laminate (\$)	HPL Surfaces (\$)
<i>Reversible. Half-height laminate modesty panel. 2 steel legs. 1 grommet.</i>				
72 x 36 x 29 ³ / ₈	1800 x 900 x 744	M_N__-RTM3672	842	1,164
72 x 30 x 29 ³ / ₈	1800 x 750 x 744	M_N__-RTM3072	809	1,103
66 x 30 x 29 ³ / ₈	1650 x 750 x 744	M_N__-RTM3066	770	1,070
60 x 30 x 29 ³ / ₈	1500 x 750 x 744	M_N__-RTM3060	754	1,038

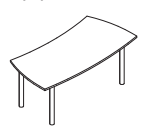
Specify the surface type (1, 2). Edge N. Specify the leg code (Q, V).

Specify the accent color (A, S).

72 x 36 x 29 ³ / ₈	1800 x 900 x 757	M____-RTM3672	1,070	1,475
72 x 30 x 29 ³ / ₈	1800 x 750 x 757	M____-RTM3072	1,010	1,399
66 x 30 x 29 ³ / ₈	1650 x 750 x 757	M____-RTM3066	979	1,344
60 x 30 x 29 ³ / ₈	1500 x 750 x 757	M____-RTM3060	946	1,311

Specify the surface type (5, 6). Specify the edge (N, 1, 2). Specify the leg code (Q, V). Specify the accent color (A, S).

Rainbow tables



Packaged in 2 boxes.

W x D x H (in)	W x D x H (mm)	Code	All Laminate (\$)	HPL Surfaces (\$)
<i>4 steel legs.</i>				
72 x 36 x 29 ³ / ₈	1800 x 900 x 744	M_N__-RBT3672	994	1,394
66 x 36 x 29 ³ / ₈	1650 x 900 x 744	M_N__-RBT3666	869	1,218
60 x 30 x 29 ³ / ₈	1500 x 750 x 744	M_N__-RBT3060	830	1,125


Specify the surface type (1, 2). Edge N. Specify the leg code (Q, V).

Specify the accent color (A, S).

72 x 36 x 29 ³ / ₈	1800 x 900 x 757	M____-RBT3672	1,088	1,519
66 x 36 x 29 ³ / ₈	1650 x 900 x 757	M____-RBT3666	1,043	1,470
60 x 30 x 29 ³ / ₈	1500 x 750 x 757	M____-RBT3060	979	1,316

Specify the surface type (5, 6). Specify the edge (N, 1, 2). Specify the leg code (Q, V). Specify the accent color (A, S).

Rainbow tables with modesty panel



Modesty panel options, change M to: T Translucent, add \$273; X Matrix, add \$437. Packaged in 2 boxes.

W x D x H (in)	W x D x H (mm)	Code	All Laminate (\$)	HPL Surfaces (\$)
<i>Half-height laminate modesty panel. 4 steel legs.</i>				
72 x 36 x 29 ³ / ₈	1800 x 900 x 744	M_N__-RBTM3672	1,174	1,574
66 x 36 x 29 ³ / ₈	1650 x 900 x 744	M_N__-RBTM3666	1,043	1,399
60 x 30 x 29 ³ / ₈	1500 x 750 x 744	M_N__-RBTM3060	1,010	1,306

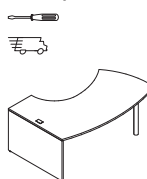
Specify the surface type (1, 2). Edge N. Specify the leg code (Q, V).

Specify the accent color (A, S).


72 x 36 x 29 ³ / ₈	1800 x 900 x 757	M____-RBTM3672	1,267	1,698
66 x 36 x 29 ³ / ₈	1650 x 900 x 757	M____-RBTM3666	1,229	1,649
60 x 30 x 29 ³ / ₈	1500 x 750 x 757	M____-RBTM3060	1,158	1,503

Specify the surface type (5, 6). Specify the edge (N, 1, 2). Specify the leg code (Q, V). Specify the accent color (A, S).




	W x D x H (in)	W x D x H (mm)	Code	All Laminate (\$)	HPL Surfaces (\$)
Left ellipse tables	<i>2 steel legs. 1 grommet.</i>				
	72 x 48 x 29 ³ / ₈	1800 x 1200 x 744	M_N_-CT724818	1,202	1,688
	66 x 48 x 29 ³ / ₈	1650 x 1200 x 744	M_N_-CT664818	1,174	1,644
	60 x 48 x 29 ³ / ₈	1500 x 1200 x 744	M_N_-CT604818	1,142	1,601
	Specify the surface type (1, 2). Edge N. Specify the leg code (Q, V). Specify the accent color (A, S).				
	72 x 48 x 29 ³ / ₈	1800 x 1200 x 757	M_-_-CT724818	1,475	2,070
	66 x 48 x 29 ³ / ₈	1650 x 1200 x 757	M_-_-CT664818	1,426	1,999
	60 x 48 x 29 ³ / ₈	1500 x 1200 x 757	M_-_-CT604818	1,382	1,934
	Specify the surface type (5, 6). Specify the edge (N, 1, 2). Specify the leg code (Q, V). Specify the accent color (A, S).				


Packaged in 2 boxes.

	W x D x H (in)	W x D x H (mm)	Code	All Laminate (\$)	HPL Surfaces (\$)
Right ellipse tables	<i>2 steel legs. 1 grommet.</i>				
	72 x 48 x 29 ³ / ₈	1800 x 1200 x 744	M_N_-CT184872	1,202	1,688
	66 x 48 x 29 ³ / ₈	1650 x 1200 x 744	M_N_-CT184866	1,174	1,644
	60 x 48 x 29 ³ / ₈	1500 x 1200 x 744	M_N_-CT184860	1,142	1,601
	Specify the surface type (1, 2). Edge N. Specify the leg code (Q, V). Specify the accent color (A, S).				
	72 x 48 x 29 ³ / ₈	1800 x 1200 x 757	M_-_-CT184872	1,475	2,070
	66 x 48 x 29 ³ / ₈	1650 x 1200 x 757	M_-_-CT184866	1,426	1,999
	60 x 48 x 29 ³ / ₈	1500 x 1200 x 757	M_-_-CT184860	1,382	1,934
	Specify the surface type (5, 6). Specify the edge (N, 1, 2). Specify the leg code (Q, V). Specify the accent color (A, S).				


Packaged in 2 boxes.

	W x D x H (in)	W x D x H (mm)	Code	All Laminate (\$)	HPL Surfaces (\$)
Left ellipse tables with laminate modesty panel	<i>Half-height laminate modesty panel. 2 steel legs. 1 grommet.</i>				
	72 x 48 x 29 ³ / ₈	1800 x 1200 x 744	M_N_-CTM724818	1,267	1,743
	66 x 48 x 29 ³ / ₈	1650 x 1200 x 744	M_N_-CTM664818	1,235	1,704
	60 x 48 x 29 ³ / ₈	1500 x 1200 x 744	M_N_-CTM604818	1,202	1,667
	Specify the surface type (1, 2). Edge N. Specify the leg code (Q, V). Specify the accent color (A, S).				
	72 x 48 x 29 ³ / ₈	1800 x 1200 x 757	M_-_-CTM724818	1,535	2,125
	66 x 48 x 29 ³ / ₈	1650 x 1200 x 757	M_-_-CTM664818	1,485	2,065
	60 x 48 x 29 ³ / ₈	1500 x 1200 x 757	M_-_-CTM604818	1,437	1,994
	Specify the surface type (5, 6). Specify the edge (N, 1, 2). Specify the leg code (Q, V). Specify the accent color (A, S).				

Packaged in 2 boxes.

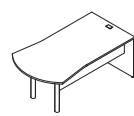
	W x D x H (in)	W x D x H (mm)	Code	All Laminate (\$)	HPL Surfaces (\$)
Right ellipse tables with laminate modesty panel	<i>Half-height laminate modesty panel. 2 steel legs. 1 grommet.</i>				
	72 x 48 x 29 ³ / ₈	1800 x 1200 x 744	M_N_-CTM184872	1,267	1,743
	66 x 48 x 29 ³ / ₈	1650 x 1200 x 744	M_N_-CTM184866	1,235	1,704
	60 x 48 x 29 ³ / ₈	1500 x 1200 x 744	M_N_-CTM184860	1,202	1,667
	Specify the surface type (1, 2). Edge N. Specify the leg code (Q, V). Specify the accent color (A, S).				

Packaged in 2 boxes.

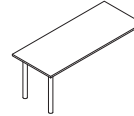
	W x D x H (in)	W x D x H (mm)	Code	All Laminate (\$)	HPL Surfaces (\$)
Y-shape tables	<i>2 steel legs. 1 grommet.</i>				
	72 x 42 x 29 ³ / ₈	1800 x 1050 x 744	M_N_-YT3672	939	1,316
	66 x 42 x 29 ³ / ₈	1650 x 1050 x 744	M_N_-YT3666	912	1,283
	60 x 42 x 29 ³ / ₈	1500 x 1050 x 744	M_N_-YT3660	891	1,251
	Specify the surface type (1, 2). Edge N. Specify the leg code (Q, V). Specify the accent color (A, S).				
	72 x 42 x 29 ³ / ₈	1800 x 1050 x 757	M_-_-YT3672	1,202	1,688
	66 x 42 x 29 ³ / ₈	1650 x 1050 x 757	M_-_-YT3666	1,169	1,639
	60 x 42 x 29 ³ / ₈	1500 x 1050 x 757	M_-_-YT3660	1,131	1,589
	Specify the surface type (5, 6). Specify the edge (N, 1, 2). Specify the leg code (Q, V). Specify the accent color (A, S).				

Packaged in 2 boxes.




	W x D x H (in)	W x D x H (mm)	Code	All Laminate (\$)	HPL Surfaces (\$)
Y-shape tables with modesty panel	<i>Reversible. Half-height laminate modesty panel. 2 steel legs. 1 grommet.</i>				
	72 x 42 x 29 ³ / ₈	1800 x 1050 x 744	M_N_-YTM3672	989	1,371
	66 x 42 x 29 ³ / ₈	1650 x 1050 x 744	M_N_-YTM3666	966	1,328
	60 x 42 x 29 ³ / ₈	1500 x 1050 x 744	M_N_-YTM3660	939	1,301
	Specify the surface type (1, 2). Edge N. Specify the leg code (Q, V). Specify the accent color (A, S).				
	72 x 42 x 29 ³ / ₈	1800 x 1050 x 757	M_-_-YTM3672	1,251	1,731
	66 x 42 x 29 ³ / ₈	1650 x 1050 x 757	M_-_-YTM3666	1,218	1,688
	60 x 42 x 29 ³ / ₈	1500 x 1050 x 757	M_-_-YTM3660	1,179	1,639
	Specify the surface type (5, 6). Specify the edge (N, 1, 2). Specify the leg code (Q, V). Specify the accent color (A, S).				

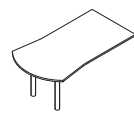
Packaged in 2 boxes.

	W x D x H (in)	W x D x H (mm)	Code	All Laminate (\$)	HPL Surfaces (\$)
Rectangular surfaces	<i>2 steel legs. Reinforcement bar included with 60" long surfaces (1" thick top only).</i>				
	72 x 36 x 29 ³ / ₈	1800 x 900 x 744	M_N_-RS3672	787	1,043
	72 x 30 x 29 ³ / ₈	1800 x 750 x 744	M_N_-RS3072	673	896
	66 x 30 x 29 ³ / ₈	1650 x 750 x 744	M_N_-RS3066	628	863
	60 x 30 x 29 ³ / ₈	1500 x 750 x 744	M_N_-RS3060	600	830
	Specify the surface type (1, 2). Edge N. Specify the leg code (Q, V). Specify the accent color (A, S).				
	72 x 36 x 29 ³ / ₈	1800 x 900 x 757	M_-_-RS3672	842	1,179
	72 x 30 x 29 ³ / ₈	1800 x 750 x 757	M_-_-RS3072	787	1,093
	66 x 30 x 29 ³ / ₈	1650 x 750 x 757	M_-_-RS3066	765	1,075
	60 x 30 x 29 ³ / ₈	1500 x 750 x 757	M_-_-RS3060	732	1,028
	Specify the surface type (5, 6). Specify the edge (N, 1, 2). Specify the leg code (Q, V). Specify the accent color (A, S).				

Packaged in 2 boxes.

	W x D x H (in)	W x D x H (mm)	Code	All Laminate (\$)	HPL Surfaces (\$)
Rectangular surfaces with modesty panel	<i>Reversible. Half-height laminate modesty panel. 2 steel legs. Reinforcement bar included with 60" long surfaces (1" thick top only).</i>				
	72 x 36 x 29 ³ / ₈	1800 x 900 x 744	M_N_-RSM3672	966	1,229
	72 x 30 x 29 ³ / ₈	1800 x 750 x 744	M_N_-RSM3072	847	1,083
	66 x 30 x 29 ³ / ₈	1650 x 750 x 744	M_N_-RSM3066	820	1,043
	60 x 30 x 29 ³ / ₈	1500 x 750 x 744	M_N_-RSM3060	792	1,016
	Specify the surface type (1, 2). Edge N. Specify the leg code (Q, V). Specify the accent color (A, S).				
	72 x 36 x 29 ³ / ₈	1800 x 900 x 757	M_-_-RSM3672	1,021	1,366
	72 x 30 x 29 ³ / ₈	1800 x 750 x 757	M_-_-RSM3072	966	1,273
	66 x 30 x 29 ³ / ₈	1650 x 750 x 757	M_-_-RSM3066	946	1,251
	60 x 30 x 29 ³ / ₈	1500 x 750 x 757	M_-_-RSM3060	912	1,212
	Specify the surface type (5, 6). Specify the edge (N, 1, 2). Specify the leg code (Q, V). Specify the accent color (A, S).				

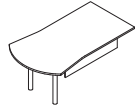
Packaged in 2 boxes.

	W x D x H (in)	W x D x H (mm)	Code	All Laminate (\$)	HPL Surfaces (\$)
Y-shape surfaces	<i>2 steel legs.</i>				
	72 x 42 x 29 ³ / ₈	1800 x 1050 x 744	M_N_-YS3672	815	1,229
	66 x 42 x 29 ³ / ₈	1650 x 1050 x 744	M_N_-YS3666	699	984
	60 x 42 x 29 ³ / ₈	1500 x 1050 x 744	M_N_-YS3660	678	946
	Specify the surface type (1, 2). Edge N. Specify the leg code (Q, V). Specify the accent color (A, S).				
	72 x 42 x 29 ³ / ₈	1800 x 1050 x 757	M_-_-YS3672	989	1,387
	66 x 42 x 29 ³ / ₈	1650 x 1050 x 757	M_-_-YS3666	951	1,333
	60 x 42 x 29 ³ / ₈	1500 x 1050 x 757	M_-_-YS3660	912	1,283
	Specify the surface type (5, 6). Specify the edge (N, 1, 2). Specify the leg code (Q, V). Specify the accent color (A, S).				

Packaged in 2 boxes.



	W x D x H (in)	W x D x H (mm)	Code	All Laminate (\$)	HPL Surfaces (\$)
Y-shape surfaces with modesty panel					
<i>Reversible. Half-height laminate modesty panel. 2 steel legs.</i>					
	72 x 42 x 29 ³ / ₈	1800 x 1050 x 744	M_N__-YSM3672	994	1,410
	66 x 42 x 29 ³ / ₈	1650 x 1050 x 744	M_N__-YSM3666	880	1,164
	60 x 42 x 29 ³ / ₈	1500 x 1050 x 744	M_N__-YSM3660	857	1,125
Specify the surface type (1, 2). Edge N. Specify the leg code (Q, V). Specify the accent color (A, S).					
	72 x 42 x 29 ³ / ₈	1800 x 1050 x 757	M____-YSM3672	1,169	1,568
	66 x 42 x 29 ³ / ₈	1650 x 1050 x 757	M____-YSM3666	1,131	1,519
	60 x 42 x 29 ³ / ₈	1500 x 1050 x 757	M____-YSM3660	1,098	1,465
Specify the surface type (5, 6). Specify the edge (N, 1, 2). Specify the leg code (Q, V). Specify the accent color (A, S).					



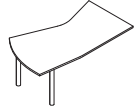
Modesty panel options, change M to:
T Translucent, add \$273;
X Matrix, add \$437.
Packaged in 2 boxes.

	W x D x H (in)	W x D x H (mm)	Code	All Laminate (\$)	HPL Surfaces (\$)
Left boomerang surfaces					
<i>2 steel legs.</i>					
	72 x 42 x 29 ³ / ₈	1800 x 1050 x 744	M_N__-BGS3672	792	1,197
	66 x 42 x 29 ³ / ₈	1650 x 1050 x 744	M_N__-BGS3666	678	946
	60 x 42 x 29 ³ / ₈	1500 x 1050 x 744	M_N__-BGS3660	650	912
Specify the surface type (1, 2). Edge N. Specify the leg code (Q, V). Specify the accent color (A, S).					
	72 x 42 x 29 ³ / ₈	1800 x 1050 x 757	M____-BGS3672	939	1,316
	66 x 42 x 29 ³ / ₈	1650 x 1050 x 757	M____-BGS3666	901	1,267
	60 x 42 x 29 ³ / ₈	1500 x 1050 x 757	M____-BGS3660	869	1,218
Specify the surface type (5, 6). Specify the edge (N, 1, 2). Specify the leg code (Q, V). Specify the accent color (A, S).					



Packaged in 2 boxes.

	W x D x H (in)	W x D x H (mm)	Code	All Laminate (\$)	HPL Surfaces (\$)
Right boomerang surfaces					
<i>2 steel legs.</i>					
	72 x 42 x 29 ³ / ₈	1800 x 1050 x 744	M_N__-3672BGS	792	1,197
	66 x 42 x 29 ³ / ₈	1650 x 1050 x 744	M_N__-3666BGS	678	946
	60 x 42 x 29 ³ / ₈	1500 x 1050 x 744	M_N__-3660BGS	650	912
Specify the surface type (1, 2). Edge N. Specify the leg code (Q, V). Specify the accent color (A, S).					
	72 x 42 x 29 ³ / ₈	1800 x 1050 x 757	M____-3672BGS	939	1,316
	66 x 42 x 29 ³ / ₈	1650 x 1050 x 757	M____-3666BGS	901	1,267
	60 x 42 x 29 ³ / ₈	1500 x 1050 x 757	M____-3660BGS	869	1,218
Specify the surface type (5, 6). Specify the edge (N, 1, 2). Specify the leg code (Q, V). Specify the accent color (A, S).					



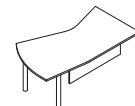
Packaged in 2 boxes.

	W x D x H (in)	W x D x H (mm)	Code	All Laminate (\$)	HPL Surfaces (\$)
Left boomerang surfaces with modesty panel					
<i>Half-height laminate modesty panel. 2 steel legs.</i>					
	72 x 42 x 29 ³ / ₈	1800 x 1050 x 744	M_N__-BGSM3672	973	1,382
	66 x 42 x 29 ³ / ₈	1650 x 1050 x 744	M_N__-BGSM3666	857	1,125
	60 x 42 x 29 ³ / ₈	1500 x 1050 x 744	M_N__-BGSM3660	830	1,098
Specify the surface type (1, 2). Edge N. Specify the leg code (Q, V). Specify the accent color (A, S).					
	72 x 42 x 29 ³ / ₈	1800 x 1050 x 757	M____-BGSM3672	1,120	1,503
	66 x 42 x 29 ³ / ₈	1650 x 1050 x 757	M____-BGSM3666	1,088	1,442
	60 x 42 x 29 ³ / ₈	1500 x 1050 x 757	M____-BGSM3660	1,043	1,399
Specify the surface type (5, 6). Specify the edge (N, 1, 2). Specify the leg code (Q, V). Specify the accent color (A, S).					



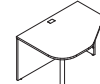
Modesty panel options, change M to:
T Translucent, add \$273;
X Matrix, add \$437.
Packaged in 2 boxes.

	W x D x H (in)	W x D x H (mm)	Code	All Laminate (\$)	HPL Surfaces (\$)
Right boomerang surfaces with modesty panel					
<i>Half-height laminate modesty panel. 2 steel legs.</i>					
	72 x 42 x 29 ³ / ₈	1800 x 1050 x 744	M_N__-3672BGSM	973	1,382
	66 x 42 x 29 ³ / ₈	1650 x 1050 x 744	M_N__-3666BGSM	857	1,125
	60 x 42 x 29 ³ / ₈	1500 x 1050 x 744	M_N__-3660BGSM	830	1,098
Specify the surface type (1, 2). Edge N. Specify the leg code (Q, V). Specify the accent color (A, S).					
	72 x 42 x 29 ³ / ₈	1800 x 1050 x 757	M____-3672BGSM	1,120	1,503
	66 x 42 x 29 ³ / ₈	1650 x 1050 x 757	M____-3666BGSM	1,088	1,442
	60 x 42 x 29 ³ / ₈	1500 x 1050 x 757	M____-3660BGSM	1,043	1,399
Specify the surface type (5, 6). Specify the edge (N, 1, 2). Specify the leg code (Q, V). Specify the accent color (A, S).					



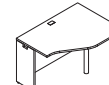
Modesty panel options, change M to:
T Translucent, add \$273;
X Matrix, add \$437.
Packaged in 2 boxes.

	W x D x H (in)	W x D x H (mm)	Code	All Laminate (\$)	HPL Surfaces (\$)
Left conference extensions					
<i>1 steel leg. 1 grommet.</i>					
	48 x 48 x 29 ³ / ₈	1200 x 1200 x 744	M_N__-CE484824	705	857
	48 x 42 x 29 ³ / ₈	1200 x 1050 x 744	M_N__-CE424824	688	820
	48 x 36 x 29 ³ / ₈	1200 x 900 x 744	M_N__-CE364824	666	797
	42 x 42 x 29 ³ / ₈	1050 x 1050 x 744	M_N__-CE424224	650	787
	42 x 36 x 29 ³ / ₈	1050 x 900 x 744	M_N__-CE364224	645	754
	36 x 36 x 29 ³ / ₈	900 x 900 x 744	M_N__-CE363624	618	711
Specify the surface type (1, 2). Edge N. Specify the leg code (Q, V). Specify the accent color (A, S).					
	48 x 48 x 29 ³ / ₈	1200 x 1200 x 757	M____-CE484824	874	1,005
	48 x 42 x 29 ³ / ₈	1200 x 1050 x 757	M____-CE424824	836	951
	48 x 36 x 29 ³ / ₈	1200 x 900 x 757	M____-CE364824	815	929
	42 x 42 x 29 ³ / ₈	1050 x 1050 x 757	M____-CE424224	802	901
	42 x 36 x 29 ³ / ₈	1050 x 900 x 757	M____-CE364224	770	857
	36 x 36 x 29 ³ / ₈	900 x 900 x 757	M____-CE363624	727	809
Specify the surface type (5, 6). Specify the edge (N, 1, 2). Specify the leg code (Q, V). Specify the accent color (A, S).					



Packaged in 2 boxes.

	W x D x H (in)	W x D x H (mm)	Code	All Laminate (\$)	HPL Surfaces (\$)
Right conference extensions					
<i>1 steel leg. 1 grommet.</i>					
	48 x 48 x 29 ³ / ₈	1200 x 1200 x 744	M_N__-CE244848	705	857
	48 x 42 x 29 ³ / ₈	1200 x 1050 x 744	M_N__-CE244842	688	820
	48 x 36 x 29 ³ / ₈	1200 x 900 x 744	M_N__-CE244836	666	797
	42 x 42 x 29 ³ / ₈	1050 x 1050 x 744	M_N__-CE244242	650	787
	42 x 36 x 29 ³ / ₈	1050 x 900 x 744	M_N__-CE244236	645	754
	36 x 36 x 29 ³ / ₈	900 x 900 x 744	M_N__-CE243636	618	711
Specify the surface type (1, 2). Edge N. Specify the leg code (Q, V). Specify the accent color (A, S).					
	48 x 48 x 29 ³ / ₈	1200 x 1200 x 757	M____-CE244848	874	1,005
	48 x 42 x 29 ³ / ₈	1200 x 1050 x 757	M____-CE244842	836	951
	48 x 36 x 29 ³ / ₈	1200 x 900 x 757	M____-CE244836	815	929
	42 x 42 x 29 ³ / ₈	1050 x 1050 x 757	M____-CE244242	802	901
	42 x 36 x 29 ³ / ₈	1050 x 900 x 757	M____-CE244236	770	857
	36 x 36 x 29 ³ / ₈	900 x 900 x 757	M____-CE243636	727	809
Specify the surface type (5, 6). Specify the edge (N, 1, 2). Specify the leg code (Q, V). Specify the accent color (A, S).					

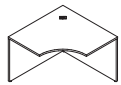


Packaged in 2 boxes.



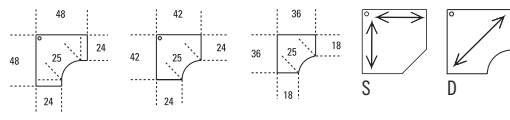
All Laminate (\$)
HPL Surfaces (\$)

Corner modules



W x D x H (in) W x D x H (mm) Code

Full-height modesty panel. 1 grommet.



48 x 48 x 29 3/8	1200 x 1200 x 744	M_NN_-CM4824S	842	1,179
42 x 42 x 29 3/8	1050 x 1050 x 744	M_NN_-CM4224S	732	1,033
36 x 36 x 29 3/8	900 x 900 x 744	M_NN_-CM3618S	721	1,010

Specify the surface type (1, 2). Edge N. Specify the accent color (A, S). Diagonal wood grain: change S to D, add 10% to the price.

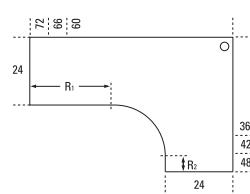
48 x 48 x 29 7/8	1200 x 1200 x 757	M_N_-CM4824S	1,021	1,431
42 x 42 x 29 7/8	1050 x 1050 x 757	M_N_-CM4224S	918	1,295
36 x 36 x 29 7/8	900 x 900 x 757	M_N_-CM3618S	847	1,186

Specify the surface type (5, 6). Specify the edge (N, 1, 2). Specify the accent color (A, S). Diagonal wood grain: change S to D, add 10% to the price.

Left extended corner modules - 24" D



Full-height modesty panel. 1 grommet.



Surface	R1	R2
72"/48"	28 3/8"	5 1/4"
66"/48"	23"	5 1/4"
60"/48"	17 1/16"	5 1/4"
72"/42"	28 3/8"	0"
66"/42"	23"	0"
60"/42"	17 1/16"	0"
72"/36"	17 1/16"	0"
66"/36"	23 3/8"	0"
60"/36"	18"	0"

72 x 48 x 29 3/8	1800 x 1200 x 744	M_NN_-CM724824	1,158	1,617
66 x 48 x 29 3/8	1650 x 1200 x 744	M_NN_-CM664824	1,098	1,535
60 x 48 x 29 3/8	1500 x 1200 x 744	M_NN_-CM604824	1,033	1,448
72 x 42 x 29 3/8	1800 x 1050 x 744	M_NN_-CM724224	1,098	1,535
66 x 42 x 29 3/8	1650 x 1050 x 744	M_NN_-CM664224	1,033	1,448
60 x 42 x 29 3/8	1500 x 1050 x 744	M_NN_-CM604224	979	1,371
72 x 36 x 29 3/8	1800 x 900 x 744	M_NN_-CM723624	1,033	1,448
66 x 36 x 29 3/8	1650 x 900 x 744	M_NN_-CM663624	929	1,301
60 x 36 x 29 3/8	1500 x 900 x 744	M_NN_-CM603624	869	1,218

Specify the surface type (1, 2). Edge N. Specify the accent color (A, S). Specify panel legs (A, B).

72 x 48 x 29 7/8	1800 x 1200 x 757	M_N_-CM724824	1,333	1,875
66 x 48 x 29 7/8	1650 x 1200 x 757	M_N_-CM664824	1,278	1,792
60 x 48 x 29 7/8	1500 x 1200 x 757	M_N_-CM604824	1,218	1,704
72 x 42 x 29 7/8	1800 x 1050 x 757	M_N_-CM724224	1,278	1,792
66 x 42 x 29 7/8	1650 x 1050 x 757	M_N_-CM664224	1,218	1,704
60 x 42 x 29 7/8	1500 x 1050 x 757	M_N_-CM604224	1,158	1,617
72 x 36 x 29 7/8	1800 x 900 x 757	M_N_-CM723624	1,120	1,574
66 x 36 x 29 7/8	1650 x 900 x 757	M_N_-CM663624	1,060	1,485
60 x 36 x 29 7/8	1500 x 900 x 757	M_N_-CM603624	994	1,394

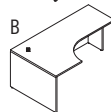
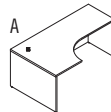
Specify the surface type (5, 6). Specify the edge (N, 1, 2). Specify the accent color (A, S). Specify panel legs (A, B).



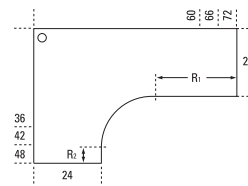
All Laminate (\$)
HPL Surfaces (\$)

W x D x H (in) W x D x H (mm) Code

Right extended corner modules - 24" D



Full-height modesty panel. 1 grommet.



Surface	R1	R2
72"/48"	28 3/8"	5 1/4"
66"/48"	23"	5 1/4"
60"/48"	17 1/16"	5 1/4"
72"/42"	28 3/8"	0"
66"/42"	23"	0"
60"/42"	17 1/16"	0"
72"/36"	17 1/16"	0"
66"/36"	23 3/8"	0"
60"/36"	18"	0"

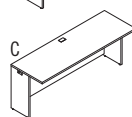
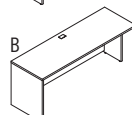
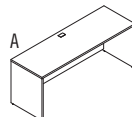
72 x 48 x 29 3/8	1800 x 1200 x 744	M_NN_-CM487224	1,158	1,617
66 x 48 x 29 3/8	1650 x 1200 x 744	M_NN_-CM486624	1,098	1,535
60 x 48 x 29 3/8	1500 x 1200 x 744	M_NN_-CM486024	1,033	1,448
72 x 42 x 29 3/8	1800 x 1050 x 744	M_NN_-CM427224	1,098	1,535
66 x 42 x 29 3/8	1650 x 1050 x 744	M_NN_-CM426624	1,033	1,448
60 x 42 x 29 3/8	1500 x 1050 x 744	M_NN_-CM426024	979	1,371
72 x 36 x 29 3/8	1800 x 900 x 744	M_NN_-CM367224	1,033	1,448
66 x 36 x 29 3/8	1650 x 900 x 744	M_NN_-CM366624	929	1,301
60 x 36 x 29 3/8	1500 x 900 x 744	M_NN_-CM366024	869	1,218

Specify the surface type (1, 2). Edge N. Specify the accent color (A, S). Specify panel legs (A, B).

72 x 48 x 29 7/8	1800 x 1200 x 757	M_N_-CM487224	1,333	1,875
66 x 48 x 29 7/8	1650 x 1200 x 757	M_N_-CM486624	1,278	1,792
60 x 48 x 29 7/8	1500 x 1200 x 757	M_N_-CM486024	1,218	1,704
72 x 42 x 29 7/8	1800 x 1050 x 757	M_N_-CM427224	1,278	1,792
66 x 42 x 29 7/8	1650 x 1050 x 757	M_N_-CM426624	1,218	1,704
60 x 42 x 29 7/8	1500 x 1050 x 757	M_N_-CM426024	1,158	1,617
72 x 36 x 29 7/8	1800 x 900 x 757	M_N_-CM367224	1,120	1,574
66 x 36 x 29 7/8	1650 x 900 x 757	M_N_-CM366624	1,060	1,485
60 x 36 x 29 7/8	1500 x 900 x 757	M_N_-CM366024	994	1,394

Specify the surface type (5, 6). Specify the edge (N, 1, 2). Specify the accent color (A, S). Specify panel legs (A, B).

Rectangular tables - 30" D



Full-height modesty panel. 1 grommet.

72 x 30 x 29 3/8	1800 x 750 x 744	M_NN_-DT3072	776	1,093
66 x 30 x 29 3/8	1650 x 750 x 744	M_NN_-DT3066	754	1,055
60 x 30 x 29 3/8	1500 x 750 x 744	M_NN_-DT3060	716	1,005
54 x 30 x 29 3/8	1350 x 750 x 744	M_NN_-DT3054	688	966
48 x 30 x 29 3/8	1200 x 750 x 744	M_NN_-DT3048	650	787
42 x 30 x 29 3/8	1050 x 750 x 744	M_NN_-DT3042	618	743
36 x 30 x 29 3/8	900 x 750 x 744	M_NN_-DT3036	584	705
30 x 30 x 29 3/8	750 x 750 x 744	M_NN_-DT3030	557	673
24 x 30 x 29 3/8	600 x 750 x 744	M_NN_-DT3024	519	623

Specify the surface type (1, 2). Edge N. Specify the accent color (A, S). Specify panel legs (A, B, C).

72 x 30 x 29 7/8	1800 x 750 x 757	M_N_-DT3072	906	1,278
66 x 30 x 29 7/8	1650 x 750 x 757	M_N_-DT3066	880	1,235
60 x 30 x 29 7/8	1500 x 750 x 757	M_N_-DT3060	842	1,179
54 x 30 x 29 7/8	1350 x 750 x 757	M_N_-DT3054	815	1,137
48 x 30 x 29 7/8	1200 x 750 x 757	M_N_-DT3048	754	901
42 x 30 x 29 7/8	1050 x 750 x 757	M_N_-DT3042	716	863
36 x 30 x 29 7/8	900 x 750 x 757	M_N_-DT3036	688	825
30 x 30 x 29 7/8	750 x 750 x 757	M_N_-DT3030	650	787
24 x 30 x 29 7/8	600 x 750 x 757	M_N_-DT3024	618	743

Specify the surface type (5, 6). Specify the edge (N, 1, 2). Specify the accent color (A, S). Specify panel legs (A, B, C).



= ASSEMBLY REQUIRED

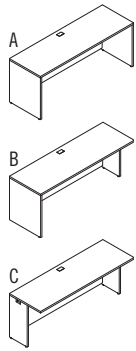


= NOT PART OF THE QUICKSHIP PROGRAM



All Laminate (\$)
HPL Surfaces (\$)

Rectangular tables – 24" D	W x D x H (in)	W x D x H (mm)	Code	All Laminate (\$)	HPL Surfaces (\$)
<i>Full-height modesty panel. 1 grommet.</i>					
	72 x 24 x 29 ³ / ₈	1800 x 600 x 744	M_NN-DT2472_	754	1,055
	66 x 24 x 29 ³ / ₈	1650 x 600 x 744	M_NN-DT2466_	716	1,005
	60 x 24 x 29 ³ / ₈	1500 x 600 x 744	M_NN-DT2460_	688	966
	54 x 24 x 29 ³ / ₈	1350 x 600 x 744	M_NN-DT2454_	650	912
	48 x 24 x 29 ³ / ₈	1200 x 600 x 744	M_NN-DT2448_	618	743
	42 x 24 x 29 ³ / ₈	1050 x 600 x 744	M_NN-DT2442_	584	705
	36 x 24 x 29 ³ / ₈	900 x 600 x 744	M_NN-DT2436_	557	673
	30 x 24 x 29 ³ / ₈	750 x 600 x 744	M_NN-DT2430_	519	623
	24 x 24 x 29 ³ / ₈	600 x 600 x 744	M_NN-DT2424_	491	595

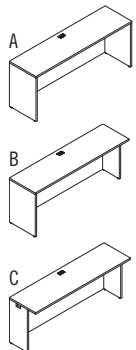


Specify the surface type (1, 2). Edge N. Specify the accent color (A, S).
Specify panel legs (A, B, C).

72 x 24 x 29 ⁷ / ₈	1800 x 600 x 757	M_N-DT2472_	842	1,179
66 x 24 x 29 ⁷ / ₈	1650 x 600 x 757	M_N-DT2466_	815	1,137
60 x 24 x 29 ⁷ / ₈	1500 x 600 x 757	M_N-DT2460_	776	1,093
54 x 24 x 29 ⁷ / ₈	1350 x 600 x 757	M_N-DT2454_	754	1,055
48 x 24 x 29 ⁷ / ₈	1200 x 600 x 757	M_N-DT2448_	688	825
42 x 24 x 29 ⁷ / ₈	1050 x 600 x 757	M_N-DT2442_	650	787
36 x 24 x 29 ⁷ / ₈	900 x 600 x 757	M_N-DT2436_	618	743
30 x 24 x 29 ⁷ / ₈	750 x 600 x 757	M_N-DT2430_	584	705
24 x 24 x 29 ⁷ / ₈	600 x 600 x 757	M_N-DT2424_	557	673

Specify the surface type (5, 6). Specify the edge (N, 1, 2). Specify the accent color (A, S). Specify panel legs (A, B, C).

Rectangular tables – 20" D	W x D x H (in)	W x D x H (mm)	Code	All Laminate (\$)	HPL Surfaces (\$)
<i>Full-height modesty panel. 1 grommet.</i>					
	72 x 20 x 29 ³ / ₈	1800 x 500 x 744	M_NN-DT2072_	732	1,033
	66 x 20 x 29 ³ / ₈	1650 x 500 x 744	M_NN-DT2066_	693	984
	60 x 20 x 29 ³ / ₈	1500 x 500 x 744	M_NN-DT2060_	666	946
	54 x 20 x 29 ³ / ₈	1350 x 500 x 744	M_NN-DT2054_	623	891
	48 x 20 x 29 ³ / ₈	1200 x 500 x 744	M_NN-DT2048_	595	721
	42 x 20 x 29 ³ / ₈	1050 x 500 x 744	M_NN-DT2042_	563	683
	36 x 20 x 29 ³ / ₈	900 x 500 x 744	M_NN-DT2036_	536	650
	30 x 20 x 29 ³ / ₈	750 x 500 x 744	M_NN-DT2030_	491	600
	24 x 20 x 29 ³ / ₈	600 x 500 x 744	M_NN-DT2024_	470	574

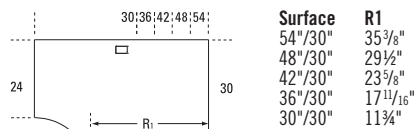
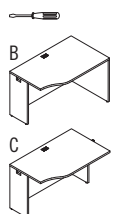


Specify the surface type (1, 2). Edge N. Specify the accent color (A, S).
Specify panel legs (A, B, C).

72 x 20 x 29 ⁷ / ₈	1800 x 500 x 757	M_N-DT2072_	820	1,158
66 x 20 x 29 ⁷ / ₈	1650 x 500 x 757	M_N-DT2066_	792	1,114
60 x 20 x 29 ⁷ / ₈	1500 x 500 x 757	M_N-DT2060_	754	1,070
54 x 20 x 29 ⁷ / ₈	1350 x 500 x 757	M_N-DT2054_	732	1,033
48 x 20 x 29 ⁷ / ₈	1200 x 500 x 757	M_N-DT2048_	666	802
42 x 20 x 29 ⁷ / ₈	1050 x 500 x 757	M_N-DT2042_	623	759
36 x 20 x 29 ⁷ / ₈	900 x 500 x 757	M_N-DT2036_	595	721
30 x 20 x 29 ⁷ / ₈	750 x 500 x 757	M_N-DT2030_	563	683
24 x 20 x 29 ⁷ / ₈	600 x 500 x 757	M_N-DT2024_	536	650

Specify the surface type (5, 6). Specify the edge (N, 1, 2). Specify the accent color (A, S). Specify panel legs (A, B, C).

Left asymmetrical tables – 30" D	W x D x H (in)	W x D x H (mm)	Code	All Laminate (\$)	HPL Surfaces (\$)
<i>Full-height modesty panel. 1 grommet.</i>					
	54 x 30 x 29 ³ / ₈	1350 x 750 x 744	M_NN-AT245430_	673	939
	48 x 30 x 29 ³ / ₈	1200 x 750 x 744	M_NN-AT244830_	633	770



54 x 30 x 29 ⁷ / ₈	1350 x 750 x 757	M_N-AT245430_	673	939
48 x 30 x 29 ⁷ / ₈	1200 x 750 x 757	M_N-AT244830_	633	770

Specify the surface type (5, 6). Specify the edge (N, 1, 2). Specify the accent color (A, S). Specify panel legs (B, C).

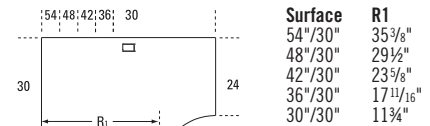
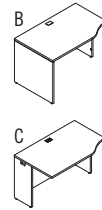
Left asymmetrical tables – 30" D (cont'd)	W x D x H (in)	W x D x H (mm)	Code	All Laminate (\$)	HPL Surfaces (\$)
	42 x 30 x 29 ³ / ₈	1050 x 750 x 744	M_NN-AT244230_	607	732
	36 x 30 x 29 ³ / ₈	900 x 750 x 744	M_NN-AT243630_	579	699
	30 x 30 x 29 ³ / ₈	750 x 750 x 744	M_NN-AT243030_	546	666

Specify the surface type (1, 2). Edge N. Specify the accent color (A, S).
Specify panel legs (B, C).

54 x 30 x 29 ⁷ / ₈	1350 x 750 x 757	M_N-AT245430_	792	1,109
48 x 30 x 29 ⁷ / ₈	1200 x 750 x 757	M_N-AT244830_	721	869
42 x 30 x 29 ⁷ / ₈	1050 x 750 x 757	M_N-AT244230_	699	842
36 x 30 x 29 ⁷ / ₈	900 x 750 x 757	M_N-AT243630_	673	809
30 x 30 x 29 ⁷ / ₈	750 x 750 x 757	M_N-AT243030_	633	770

Specify the surface type (5, 6). Specify the edge (N, 1, 2). Specify the accent color (A, S). Specify panel legs (B, C).

Right asymmetrical tables – 30" D	W x D x H (in)	W x D x H (mm)	Code	All Laminate (\$)	HPL Surfaces (\$)
<i>Full-height modesty panel. 1 grommet.</i>					
	54 x 30 x 29 ³ / ₈	1350 x 750 x 744	M_NN-AT305424_	673	939
	48 x 30 x 29 ³ / ₈	1200 x 750 x 744	M_NN-AT304824_	633	770
	42 x 30 x 29 ³ / ₈	1050 x 750 x 744	M_NN-AT304224_	607	732
	36 x 30 x 29 ³ / ₈	900 x 750 x 744	M_NN-AT303624_	579	699
	30 x 30 x 29 ³ / ₈	750 x 750 x 744	M_NN-AT303024_	546	666



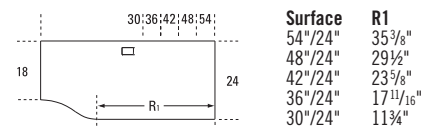
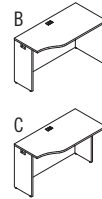
Surface	R1
54"/30"	35 ³ / ₈ "
48"/30"	29 ¹ / ₂ "
42"/30"	23 ³ / ₈ "
36"/30"	17 ¹¹ / ₁₆ "
30"/30"	11 ³ / ₄ "

Specify the surface type (1, 2). Edge N. Specify the accent color (A, S).
Specify panel legs (B, C).

54 x 30 x 29 ⁷ / ₈	1350 x 750 x 757	M_N-AT305424_	792	1,109
48 x 30 x 29 ⁷ / ₈	1200 x 750 x 757	M_N-AT304824_	721	869
42 x 30 x 29 ⁷ / ₈	1050 x 750 x 757	M_N-AT304224_	699	842
36 x 30 x 29 ⁷ / ₈	900 x 750 x 757	M_N-AT303624_	673	809
30 x 30 x 29 ⁷ / ₈	750 x 750 x 757	M_N-AT303024_	633	770

Specify the surface type (5, 6). Specify the edge (N, 1, 2). Specify the accent color (A, S). Specify panel legs (B, C).

Left asymmetrical tables – 24" D	W x D x H (in)	W x D x H (mm)	Code	All Laminate (\$)	HPL Surfaces (\$)
<i>Full-height modesty panel. 1 grommet.</i>					
	54 x 24 x 29 ³ / ₈	1350 x 600 x 744	M_NN-AT185424_	633	896
	48 x 24 x 29 ³ / ₈	1200 x 600 x 744	M_NN-AT184824_	607	732
	42 x 24 x 29 ³ / ₈	1050 x 600 x 744	M_NN-AT184224_	579	699
	36 x 24 x 29 ³ / ₈	900 x 600 x 744	M_NN-AT183624_	546	666
	30 x 24 x 29 ³ / ₈	750 x 600 x 744	M_NN-AT183024_	519	623



Surface	R1
54"/24"	35 ³ / ₈ "
48"/24"	29 ¹ / ₂ "
42"/24"	23 ³ / ₈ "
36"/24"	17 ¹¹ / ₁₆ "
30"/24"	11 ³ / ₄ "

Specify the surface type (1, 2). Edge N. Specify the accent color (A, S).
Specify panel legs (B, C).

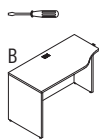
54 x 24 x 29 ⁷ / ₈	1350 x 600 x 757	M_N-AT185424_	759	1,070
48 x 24 x 29 ⁷ / ₈	1200 x 600 x 757	M_N-AT184824_	699	842
42 x 24 x 29 ⁷ / ₈	1050 x 600 x 757	M_N-AT184224_	673	809
36 x 24 x 29 ⁷ / ₈	900 x 600 x 757	M_N-AT183624_	633	770
30 x 24 x 29 ⁷ / ₈	750 x 600 x 757	M_N-AT183024_	607	732

Specify the surface type (5, 6). Specify the edge (N, 1, 2). Specify the accent color (A, S). Specify panel legs (B, C).



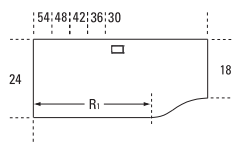
All Laminate (\$) HPL Surfaces (\$)

Right asymmetrical tables – 24" D



W x D x H (in) W x D x H (mm) Code

Full-height modesty panel. 1 grommet.



Surface	R1
54"/24"	35 3/8"
48"/24"	29 1/2"
42"/24"	23 3/8"
36"/24"	17 11/16"
30"/24"	11 3/4"

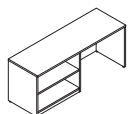
54 x 24 x 29 7/8	1350 x 600 x 744	M_NN_-AT245418_	633	896
48 x 24 x 29 7/8	1200 x 600 x 744	M_NN_-AT244818_	607	732
42 x 24 x 29 7/8	1050 x 600 x 744	M_NN_-AT244218_	579	699
36 x 24 x 29 7/8	900 x 600 x 744	M_NN_-AT243618_	546	666
30 x 24 x 29 7/8	750 x 600 x 744	M_NN_-AT243018_	519	623

Specify the surface type (1, 2). Edge N. Specify the accent color (A, S). Specify panel legs (B, C).

54 x 24 x 29 7/8	1350 x 600 x 757	M_N_-AT245418_	759	1,070
48 x 24 x 29 7/8	1200 x 600 x 757	M_N_-AT244818_	699	842
42 x 24 x 29 7/8	1050 x 600 x 757	M_N_-AT244218_	673	809
36 x 24 x 29 7/8	900 x 600 x 757	M_N_-AT243618_	633	770
30 x 24 x 29 7/8	750 x 600 x 757	M_N_-AT243018_	607	732

Specify the surface type (5, 6). Specify the edge (N, 1, 2). Specify the accent color (A, S). Specify panel legs (B, C).

Left open bookcase credenzas



1 adjustable shelf. Full-height modesty panel. Grommet on back.

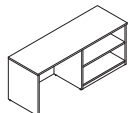
72 x 24 x 29 7/8	1800 x 600 x 744	M_NN_-BE2472S	1,158	1,394
60 x 24 x 29 7/8	1500 x 600 x 744	M_NN_-BE2460S	1,043	1,278
72 x 20 x 29 7/8	1800 x 500 x 744	M_NN_-BE2072S	1,098	1,316
60 x 20 x 29 7/8	1500 x 500 x 744	M_NN_-BE2060S	1,043	1,278

Specify the surface type (1, 2). Edge N. Specify the accent color (A, S).

72 x 24 x 29 7/8	1800 x 600 x 757	M_N_-BE2472S	1,273	1,530
60 x 24 x 29 7/8	1500 x 600 x 757	M_N_-BE2460S	1,158	1,415
72 x 20 x 29 7/8	1800 x 500 x 757	M_N_-BE2072S	1,202	1,442
60 x 20 x 29 7/8	1500 x 500 x 757	M_N_-BE2060S	1,158	1,415

Specify the surface type (5, 6). Specify the edge (N, 1, 2). Specify the accent color (A, S).

Right open bookcase credenzas



1 adjustable shelf. Full-height modesty panel. Grommet on back.

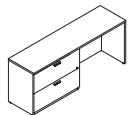
72 x 24 x 29 7/8	1800 x 600 x 744	M_NN_-S2472BE	1,158	1,394
60 x 24 x 29 7/8	1500 x 600 x 744	M_NN_-S2460BE	1,043	1,278
72 x 20 x 29 7/8	1800 x 500 x 744	M_NN_-S2072BE	1,098	1,316
60 x 20 x 29 7/8	1500 x 500 x 744	M_NN_-S2060BE	1,043	1,278

Specify the surface type (1, 2). Edge N. Specify the accent color (A, S).

72 x 24 x 29 7/8	1800 x 600 x 757	M_N_-S2472BE	1,273	1,530
60 x 24 x 29 7/8	1500 x 600 x 757	M_N_-S2460BE	1,158	1,415
72 x 20 x 29 7/8	1800 x 500 x 757	M_N_-S2072BE	1,202	1,442
60 x 20 x 29 7/8	1500 x 500 x 757	M_N_-S2060BE	1,158	1,415

Specify the surface type (5, 6). Specify the edge (N, 1, 2). Specify the accent color (A, S).

Left lateral file credenzas



2 file drawers on left with suspension bars. Lock. Grommet on back.

72 x 24 x 29 7/8	1800 x 600 x 744	M_N_-LF2472S	1,498	1,797
60 x 24 x 29 7/8	1500 x 600 x 744	M_N_-LF2460S	1,366	1,639
72 x 20 x 29 7/8	1800 x 500 x 744	M_N_-LF2072S	1,366	1,639
60 x 20 x 29 7/8	1500 x 500 x 744	M_N_-LF2060S	1,262	1,513

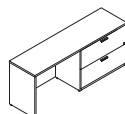
Specify the surface type (1, 2). Edge N. Specify the handle code (A, C, K, W, Z). Specify the accent color (A, S).

Left lateral file credenzas (cont'd)

W x D x H (in)	W x D x H (mm)	Code	All Laminate (\$)	HPL Surfaces (\$)
72 x 24 x 29 7/8	1800 x 600 x 757	M_-_-_-LF2472S	1,688	2,021
60 x 24 x 29 7/8	1500 x 600 x 757	M_-_-_-LF2460S	1,552	1,868
72 x 20 x 29 7/8	1800 x 500 x 757	M_-_-_-LF2072S	1,552	1,868
60 x 20 x 29 7/8	1500 x 500 x 757	M_-_-_-LF2060S	1,448	1,743

Specify the surface type (5, 6). Specify the edge (N, 1, 2). Specify the handle code (A, C, K, W, Z). Specify the accent color (A, S).

Right lateral file credenzas



2 file drawers on right with suspension bars. Lock. Grommet on back.

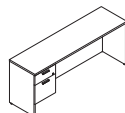
72 x 24 x 29 7/8	1800 x 600 x 744	M_N_-S2472LF	1,498	1,797
60 x 24 x 29 7/8	1500 x 600 x 744	M_N_-S2460LF	1,366	1,639
72 x 20 x 29 7/8	1800 x 500 x 744	M_N_-S2072LF	1,366	1,639
60 x 20 x 29 7/8	1500 x 500 x 744	M_N_-S2060LF	1,262	1,513

Specify the surface type (1, 2). Edge N. Specify the handle code (A, C, K, W, Z). Specify the accent color (A, S).

72 x 24 x 29 7/8	1800 x 600 x 757	M_-_-_-S2472LF	1,688	2,021
60 x 24 x 29 7/8	1500 x 600 x 757	M_-_-_-S2460LF	1,552	1,868
72 x 20 x 29 7/8	1800 x 500 x 757	M_-_-_-S2072LF	1,552	1,868
60 x 20 x 29 7/8	1500 x 500 x 757	M_-_-_-S2060LF	1,448	1,743

Specify the surface type (5, 6). Specify the edge (N, 1, 2). Specify the handle code (A, C, K, W, Z). Specify the accent color (A, S).

Left single pedestal credenzas



1 pedestal on left with lock. 1 box drawer and 1 file drawer with suspension bar. Pencil tray. Grommet on back.

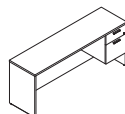
72 x 24 x 29 7/8	1800 x 600 x 744	M_N_-F2472S	1,103	1,321
60 x 24 x 29 7/8	1500 x 600 x 744	M_N_-F2460S	1,043	1,262
72 x 20 x 29 7/8	1800 x 500 x 744	M_N_-F2072S	1,083	1,295
60 x 20 x 29 7/8	1500 x 500 x 744	M_N_-F2060S	1,028	1,240

Specify the surface type (1, 2). Edge N. Specify the handle code (A, C, K, W, Z). Specify the accent color (A, S).

72 x 24 x 29 7/8	1800 x 600 x 757	M_-_-_-F2472S	1,273	1,530
60 x 24 x 29 7/8	1500 x 600 x 757	M_-_-_-F2460S	1,218	1,465
72 x 20 x 29 7/8	1800 x 500 x 757	M_-_-_-F2072S	1,240	1,498
60 x 20 x 29 7/8	1500 x 500 x 757	M_-_-_-F2060S	1,186	1,426

Specify the surface type (5, 6). Specify the edge (N, 1, 2). Specify the handle code (A, C, K, W, Z). Specify the accent color (A, S).

Right single pedestal credenzas



1 pedestal on right with lock. 1 box drawer and 1 file drawer with suspension bar. Pencil tray. Grommet on back.

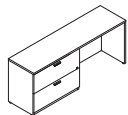
72 x 24 x 29 7/8	1800 x 600 x 744	M_N_-S2472F	1,103	1,321
60 x 24 x 29 7/8	1500 x 600 x 744	M_N_-S2460F	1,043	1,262
72 x 20 x 29 7/8	1800 x 500 x 744	M_N_-S2072F	1,083	1,295
60 x 20 x 29 7/8	1500 x 500 x 744	M_N_-S2060F	1,028	1,240

Specify the surface type (1, 2). Edge N. Specify the handle code (A, C, K, W, Z). Specify the accent color (A, S).

72 x 24 x 29 7/8	1800 x 600 x 757	M_-_-_-S2472F	1,273	1,530
60 x 24 x 29 7/8	1500 x 600 x 757	M_-_-_-S2460F	1,218	1,465
72 x 20 x 29 7/8	1800 x 500 x 757	M_-_-_-S2072F	1,240	1,498
60 x 20 x 29 7/8	1500 x 500 x 757	M_-_-_-S2060F	1,186	1,426

Specify the surface type (5, 6). Specify the edge (N, 1, 2). Specify the handle code (A, C, K, W, Z). Specify the accent color (A, S).

Left lateral file credenzas

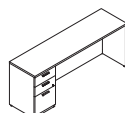


2 file drawers on left with suspension bars. Lock. Grommet on back.

72 x 24 x 29 7/8	1800 x 600 x 744	M_N_-UF2472S	1,283	1,508
60 x 24 x 29 7/8	1500 x 600 x 744	M_N_-UF2460S	1,229	1,437
72 x 20 x 29 7/8	1800 x 500 x 744	M_N_-UF2072S	1,262	1,475
60 x 20 x 29 7/8	1500 x 500 x 744	M_N_-UF2060S	1,212	1,420

Specify the surface type (1, 2). Edge N. Specify the handle code (A, C, K, W, Z). Specify the accent color (A, S).

Left single pedestal credenzas – low profile



1 pedestal on left with lock. 2 box drawers and 1 file drawer with suspension bar. Pencil tray. Grommet on back.

72 x 24 x 29 7/8	1800 x 600 x 744	M_N_-UF2472S	1,283	1,508
60 x 24 x 29 7/8	1500 x 600 x 744	M_N_-UF2460S	1,229	1,437
72 x 20 x 29 7/8	1800 x 500 x 744	M_N_-UF2072S	1,262	1,475
60 x 20 x 29 7/8	1500 x 500 x 744	M_N_-UF2060S	1,212	1,420

Specify the surface type (1, 2). Edge N. Specify the handle code (A, C, K, W, Z). Specify the accent color (A, S).

	W x D x H (in)	W x D x H (mm)	Code	All Laminate (\$)	HPL Surfaces (\$)
Left single pedestal credenzas – low profile (cont'd)	72 x 24 x 29 ³ / ₈	1800 x 600 x 757	M_ _ _ _UF2472S	1,448	1,711
	60 x 24 x 29 ³ / ₈	1500 x 600 x 757	M_ _ _ _UF2460S	1,399	1,644
	72 x 20 x 29 ³ / ₈	1800 x 500 x 757	M_ _ _ _UF2072S	1,420	1,677
	60 x 20 x 29 ³ / ₈	1500 x 500 x 757	M_ _ _ _UF2060S	1,371	1,607

Specify the surface type (5, 6). Specify the edge (N, 1, 2). Specify the handle code (A, C, K, W, Z). Specify the accent color (A, S).

	W x D x H (in)	W x D x H (mm)	Code	All Laminate (\$)	HPL Surfaces (\$)
Right single pedestal credenzas – low profile	<i>1 pedestal on right with lock. 2 box drawers and 1 file drawer with suspension bar. Pencil tray. Grommet on back.</i>				
	72 x 24 x 29 ³ / ₈	1800 x 600 x 744	M_N_ _S2472UF	1,283	1,508
	60 x 24 x 29 ³ / ₈	1500 x 600 x 744	M_N_ _S2460UF	1,229	1,437
	72 x 20 x 29 ³ / ₈	1800 x 500 x 744	M_N_ _S2072UF	1,262	1,475
	60 x 20 x 29 ³ / ₈	1500 x 500 x 744	M_N_ _S2060UF	1,212	1,420

Specify the surface type (1, 2). Edge N. Specify the handle code (A, C, K, W, Z). Specify the accent color (A, S).

	W x D x H (in)	W x D x H (mm)	Code	All Laminate (\$)	HPL Surfaces (\$)
	72 x 24 x 29 ³ / ₈	1800 x 600 x 757	M_ _ _ _S2472UF	1,448	1,711
	60 x 24 x 29 ³ / ₈	1500 x 600 x 757	M_ _ _ _S2460UF	1,399	1,644
	72 x 20 x 29 ³ / ₈	1800 x 500 x 757	M_ _ _ _S2072UF	1,420	1,677
	60 x 20 x 29 ³ / ₈	1500 x 500 x 757	M_ _ _ _S2060UF	1,371	1,607

Specify the surface type (5, 6). Specify the edge (N, 1, 2). Specify the handle code (A, C, K, W, Z). Specify the accent color (A, S).

	W x D x H (in)	W x D x H (mm)	Code	All Laminate (\$)	HPL Surfaces (\$)
Lateral file credenzas with open storage	<i>Open space on top and 2 file drawers on bottom with suspension bars. Locks. Grommet on back. Optional counterweight to meet BIFMA standards, refer to page 207.</i>				
	72 x 24 x 29 ³ / ₈	1800 x 600 x 744	M_N_ _SLF2472	1,465	1,758
	60 x 24 x 29 ³ / ₈	1500 x 600 x 744	M_N_ _SLF2460	1,328	1,601
	72 x 20 x 29 ³ / ₈	1800 x 500 x 744	M_N_ _SLF2072	1,328	1,601
	60 x 20 x 29 ³ / ₈	1500 x 500 x 744	M_N_ _SLF2060	1,186	1,404

Specify the surface type (1, 2). Edge N. Specify the handle code (A, C, K, W, Z). Specify the accent color (A, S).

	W x D x H (in)	W x D x H (mm)	Code	All Laminate (\$)	HPL Surfaces (\$)
	72 x 24 x 29 ³ / ₈	1800 x 600 x 757	M_ _ _ _SLF2472	1,661	1,989
	60 x 24 x 29 ³ / ₈	1500 x 600 x 757	M_ _ _ _SLF2460	1,530	1,835
	72 x 20 x 29 ³ / ₈	1800 x 500 x 757	M_ _ _ _SLF2072	1,530	1,835
	60 x 20 x 29 ³ / ₈	1500 x 500 x 757	M_ _ _ _SLF2060	1,404	1,628

Specify the surface type (5, 6). Specify the edge (N, 1, 2). Specify the handle code (A, C, K, W, Z). Specify the accent color (A, S).

	W x D x H (in)	W x D x H (mm)	Code	All Laminate (\$)	HPL Surfaces (\$)
Open bookcase credenzas	<i>1 adjustable shelf on each side.</i>				
	72 x 24 x 29 ³ / ₈	1800 x 600 x 744	M_NNN-BE2472BE	1,257	1,508
	60 x 24 x 29 ³ / ₈	1500 x 600 x 744	M_NNN-BE2460BE	1,142	1,394
	72 x 20 x 29 ³ / ₈	1800 x 500 x 744	M_NNN-BE2072BE	1,192	1,431
	60 x 20 x 29 ³ / ₈	1500 x 500 x 744	M_NNN-BE2060BE	1,083	1,316

Specify the surface type (1, 2). Edge N.

	W x D x H (in)	W x D x H (mm)	Code	All Laminate (\$)	HPL Surfaces (\$)
	72 x 24 x 29 ³ / ₈	1800 x 600 x 757	M_ _NN-BE2472BE	1,382	1,661
	60 x 24 x 29 ³ / ₈	1500 x 600 x 757	M_ _NN-BE2460BE	1,267	1,546
	72 x 20 x 29 ³ / ₈	1800 x 500 x 757	M_ _NN-BE2072BE	1,311	1,574
	60 x 20 x 29 ³ / ₈	1500 x 500 x 757	M_ _NN-BE2060BE	1,197	1,458

Specify the surface type (5, 6). Specify the edge (N, 1, 2).

	W x D x H (in)	W x D x H (mm)	Code	All Laminate (\$)	HPL Surfaces (\$)
Lateral file credenzas	<i>4 file drawers with suspension bars. Locks. Optional counterweight to meet BIFMA standards, refer to page 207.</i>				
	72 x 24 x 29 ³ / ₈	1800 x 600 x 744	M_N_ _LF2472LF	1,945	2,332
	72 x 20 x 29 ³ / ₈	1800 x 500 x 744	M_N_ _LF2072LF	1,814	2,181
	Specify the surface type (1, 2). Edge N. Specify the handle code (A, C, K, W, Z). Specify the accent color (A, S).				
	72 x 24 x 29 ³ / ₈	1800 x 600 x 757	M_ _ _ _LF2472LF	2,136	2,568

	W x D x H (in)	W x D x H (mm)	Code	All Laminate (\$)	HPL Surfaces (\$)
	72 x 20 x 29 ³ / ₈	1800 x 500 x 757	M_ _ _ _LF2072LF	2,011	2,414

Specify the surface type (5, 6). Specify the edge (N, 1, 2). Specify the handle code (A, C, K, W, Z). Specify the accent color (A, S).

	W x D x H (in)	W x D x H (mm)	Code	All Laminate (\$)	HPL Surfaces (\$)
Lateral file / bookcase credenzas	<i>2 file drawers with suspension bars. Bookcase with doors and adjustable shelf. Locks.</i>				
	72 x 24 x 29 ³ / ₈	1800 x 600 x 744	M_N_ _LF2472B	1,748	2,108
	72 x 20 x 29 ³ / ₈	1800 x 500 x 744	M_N_ _LF2072B	1,617	1,945

Specify the surface type (1, 2). Edge N. Specify the handle code (A, C, K, W, Z). Specify the accent color (A, S).

	W x D x H (in)	W x D x H (mm)	Code	All Laminate (\$)	HPL Surfaces (\$)
	72 x 24 x 29 ³ / ₈	1800 x 600 x 757	M_ _ _ _LF2472B	1,945	2,332
	72 x 20 x 29 ³ / ₈	1800 x 500 x 757	M_ _ _ _LF2072B	1,814	2,181

Specify the surface type (5, 6). Specify the edge (N, 1, 2). Specify the handle code (A, C, K, W, Z). Specify the accent color (A, S).

	W x D x H (in)	W x D x H (mm)	Code	All Laminate (\$)	HPL Surfaces (\$)
Bookcase credenzas	<i>Storage unit with doors and adjustable shelves. Locks.</i>				
	72 x 24 x 29 ³ / ₈	1800 x 600 x 744	M_N_ _B2472B	1,574	1,890
	72 x 20 x 29 ³ / ₈	1800 x 500 x 744	M_N_ _B2072B	1,442	1,731

Specify the surface type (1, 2). Edge N. Specify the handle code (A, C, K, W, Z). Specify the accent color (A, S).

	W x D x H (in)	W x D x H (mm)	Code	All Laminate (\$)	HPL Surfaces (\$)
	72 x 24 x 29 ³ / ₈	1800 x 600 x 757	M_ _ _ _B2472B	1,771	2,125
	72 x 20 x 29 ³ / ₈	1800 x 500 x 757	M_ _ _ _B2072B	1,639	1,972

Specify the surface type (5, 6). Specify the edge (N, 1, 2). Specify the handle code (A, C, K, W, Z). Specify the accent color (A, S).

	W x D x H (in)	W x D x H (mm)	Code	All Laminate (\$)	HPL Surfaces (\$)
Return shells	<i>Reversible. 1 grommet. Can accommodate 1 pedestal.</i>				
	48 x 24 x 29 ³ / ₈	1200 x 600 x 744	M_NN_ _R2448S	514	612
	42 x 24 x 29 ³ / ₈	1050 x 600 x 744	M_NN_ _R2442S	491	595
	36 x 24 x 29 ³ / ₈	900 x 600 x 744	M_NN_ _R2436S	470	569
	30 x 24 x 29 ³ / ₈	750 x 600 x 744	M_NN_ _R2430S	454	541

Specify the surface type (1, 2). Edge N. Specify the accent color (A, S).

	W x D x H (in)	W x D x H (mm)	Code	All Laminate (\$)	HPL Surfaces (\$)
	48 x 24 x 29 ³ / ₈	1200 x 600 x 757	M_ _N_ _R2448S	661	792
	42 x 24 x 29 ³ / ₈	1050 x 600 x 757	M_ _N_ _R2442S	623	754
	36 x 24 x 29 ³ / ₈	900 x 600 x 757	M_ _N_ _R2436S	584	705
	30 x 24 x 29 ³ / ₈	750 x 600 x 757	M_ _N_ _R2430S	557	673

Specify the surface type (5, 6). Specify the edge (N, 1, 2). Specify the accent color (A, S).

	W x D x H (in)	W x D x H (mm)	Code	All Laminate (\$)	HPL Surfaces (\$)
Left executive returns	<i>1 pedestal on left with lock. 1 box drawer and 1 file drawer with suspension bar. Pencil tray. 1 grommet.</i>				
	48 x 24 x 29 ³ / ₈	1200 x 600 x 744	M_N_ _F2448R	901	1,088
	42 x 24 x 29 ³ / ₈	1050 x 600 x 744	M_N_ _F2442R	847	1,021
	36 x 24 x 29 ³ / ₈	900 x 600 x 744	M_N_ _F2436R	802	966

Specify the surface type (1, 2). Edge N. Specify the handle code (A, C, K, W, Z). Specify the accent color (A, S).

	W x D x H (in)	W x D x H (mm)	Code	All Laminate (\$)	HPL Surfaces (\$)
	30 x 24 x 29 ³ / ₈	750 x 600 x 744	M_N_ _F2430R	754	901
	48 x 24 x 29 ³ / ₈	1200 x 600 x 757	M_ _ _ _F2448R	1,016	1,224
	42 x 24 x 29 ³ / ₈	1050 x 600 x 757	M_ _ _ _F2442R	966	1,158
	36 x 24 x 29 ³ / ₈	900 x 600 x 757	M_ _ _ _F2436R	912	1,103
	30 x 24 x 29 ³ / ₈	750 x 600 x 757	M_ _ _ _F2430R	869	1,038

Specify the surface type (5, 6). Specify the edge (N, 1, 2). Specify the handle code (A, C, K, W, Z). Specify the accent color (A, S).

	W x D x H (in)	W x D x H (mm)	Code	All Laminate (\$)	HPL Surfaces (\$)
Right executive returns	<i>1 pedestal on right with lock. 1 box drawer and 1 file drawer with suspension bar. Pencil tray. 1 grommet.</i>				
	48 x 24 x 29 ³ / ₈	1200 x 600 x 744	M_N_ _R2448F	901	1,088
	42 x 24 x 29 ³ / ₈	1050 x 600 x 744	M_N_ _R2442F	847	1,021
	36 x 24 x 29 ³ / ₈	900 x 600 x 744	M_N_ _R2436F	802	966

Specify the surface type (1, 2). Edge N. Specify the handle code (A, C, K, W, Z). Specify the accent color (A, S).

	W x D x H (in)	W x D x H (mm)	Code	All Laminate (\$)	HPL Surfaces (\$)
	30 x 24 x 29 ³ / ₈	750 x 600 x 744	M_N_ _R2430F	754	901

Specify the surface type (5, 6). Specify the edge (N, 1, 2). Specify the handle code (A, C, K, W, Z). Specify the accent color (A, S).



	W x D x H (in)	W x D x H (mm)	Code	All Laminate (\$)	HPL Surfaces (\$)
Right executive returns (cont'd)	48 x 24 x 29 ³ / ₈	1200 x 600 x 757	M_ _ _ _ -R2448F	1,016	1,224
	42 x 24 x 29 ³ / ₈	1050 x 600 x 757	M_ _ _ _ -R2442F	966	1,158
	36 x 24 x 29 ³ / ₈	900 x 600 x 757	M_ _ _ _ -R2436F	912	1,103
	30 x 24 x 29 ³ / ₈	750 x 600 x 757	M_ _ _ _ -R2430F	869	1,038

Specify the surface type (5, 6). Specify the edge (N, 1, 2). Specify the handle code (A, C, K, W, Z). Specify the accent color (A, S).

Left executive returns – low profile

1 pedestal on left with lock. 2 box drawers and 1 file drawer with suspension bar. Pencil tray. 1 grommet.

48 x 24 x 29 ³ / ₈	1200 x 600 x 744	M_N_ _ -UF2448R	1,088	1,267
42 x 24 x 29 ³ / ₈	1050 x 600 x 744	M_N_ _ -UF2442R	1,028	1,202
36 x 24 x 29 ³ / ₈	900 x 600 x 744	M_N_ _ -UF2436R	984	1,142
30 x 24 x 29 ³ / ₈	750 x 600 x 744	M_N_ _ -UF2430R	934	1,088

Specify the surface type (1, 2). Edge N. Specify the handle code (A, C, K, W, Z). Specify the accent color (A, S).

48 x 24 x 29 ³ / ₈	1200 x 600 x 757	M_ _ _ _ -UF2448R	1,197	1,404
42 x 24 x 29 ³ / ₈	1050 x 600 x 757	M_ _ _ _ -UF2442R	1,142	1,333
36 x 24 x 29 ³ / ₈	900 x 600 x 757	M_ _ _ _ -UF2436R	1,098	1,283
30 x 24 x 29 ³ / ₈	750 x 600 x 757	M_ _ _ _ -UF2430R	1,043	1,224

Specify the surface type (5, 6). Specify the edge (N, 1, 2). Specify the handle code (A, C, K, W, Z). Specify the accent color (A, S).

Right executive returns – low profile

1 pedestal on right with lock. 2 box drawers and 1 file drawer with suspension bar. Pencil tray. 1 grommet.

48 x 24 x 29 ³ / ₈	1200 x 600 x 744	M_N_ _ -R2448UF	1,088	1,267
42 x 24 x 29 ³ / ₈	1050 x 600 x 744	M_N_ _ -R2442UF	1,028	1,202
36 x 24 x 29 ³ / ₈	900 x 600 x 744	M_N_ _ -R2436UF	984	1,142
30 x 24 x 29 ³ / ₈	750 x 600 x 744	M_N_ _ -R2430UF	934	1,088

Specify the surface type (1, 2). Edge N. Specify the handle code (A, C, K, W, Z). Specify the accent color (A, S).

48 x 24 x 29 ³ / ₈	1200 x 600 x 757	M_ _ _ _ -R2448UF	1,197	1,404
42 x 24 x 29 ³ / ₈	1050 x 600 x 757	M_ _ _ _ -R2442UF	1,142	1,333
36 x 24 x 29 ³ / ₈	900 x 600 x 757	M_ _ _ _ -R2436UF	1,098	1,283
30 x 24 x 29 ³ / ₈	750 x 600 x 757	M_ _ _ _ -R2430UF	1,043	1,224

Specify the surface type (5, 6). Specify the edge (N, 1, 2). Specify the handle code (A, C, K, W, Z). Specify the accent color (A, S).

Left asymmetrical return shells – 24" D

Can accommodate 1 pedestal. 1 grommet.

48 x 24 x 29 ³ / ₈	1200 x 600 x 744	M_NN_ _ -S244818R	536	633
42 x 24 x 29 ³ / ₈	1050 x 600 x 744	M_NN_ _ -S244218R	519	618
36 x 24 x 29 ³ / ₈	900 x 600 x 744	M_NN_ _ -S243618R	491	590

Specify the surface type (1, 2). Edge N. Specify the accent color (A, S).

48 x 24 x 29 ³ / ₈	1200 x 600 x 757	M_N_ _ -S244818R	683	815
42 x 24 x 29 ³ / ₈	1050 x 600 x 757	M_N_ _ -S244218R	650	776
36 x 24 x 29 ³ / ₈	900 x 600 x 757	M_N_ _ -S243618R	607	727

Specify the surface type (5, 6). Specify the edge (N, 1, 2). Specify the accent color (A, S).

Right asymmetrical return shells – 24" D

Can accommodate 1 pedestal. 1 grommet.

48 x 24 x 29 ³ / ₈	1200 x 600 x 744	M_NN_ _ -R184824S	536	633
42 x 24 x 29 ³ / ₈	1050 x 600 x 744	M_NN_ _ -R184224S	519	618
36 x 24 x 29 ³ / ₈	900 x 600 x 744	M_NN_ _ -R183624S	491	590

Specify the surface type (1, 2). Edge N. Specify the accent color (A, S).

48 x 24 x 29 ³ / ₈	1200 x 600 x 757	M_N_ _ -R184824S	683	815
42 x 24 x 29 ³ / ₈	1050 x 600 x 757	M_N_ _ -R184224S	650	776
36 x 24 x 29 ³ / ₈	900 x 600 x 757	M_N_ _ -R183624S	607	727

Specify the surface type (5, 6). Specify the edge (N, 1, 2). Specify the accent color (A, S).



	W x D x H (in)	W x D x H (mm)	Code	All Laminate (\$)	HPL Surfaces (\$)
--	----------------	----------------	------	-------------------	-------------------

Left asymmetrical executive returns

1 pedestal on left with lock. 1 box drawer and 1 file drawer with suspension bar. Pencil tray. 1 grommet.

48 x 24 x 29 ³ / ₈	1200 x 600 x 744	M_N_ _ -F244818R	929	1,109
42 x 24 x 29 ³ / ₈	1050 x 600 x 744	M_N_ _ -F244218R	874	1,043
36 x 24 x 29 ³ / ₈	900 x 600 x 744	M_N_ _ -F243618R	825	989

Specify the surface type (1, 2). Edge N. Specify the handle code (A, C, K, W, Z). Specify the accent color (A, S).

48 x 24 x 29 ³ / ₈	1200 x 600 x 757	M_ _ _ _ -F244818R	1,038	1,246
42 x 24 x 29 ³ / ₈	1050 x 600 x 757	M_ _ _ _ -F244218R	989	1,179
36 x 24 x 29 ³ / ₈	900 x 600 x 757	M_ _ _ _ -F243618R	939	1,125

Specify the surface type (5, 6). Specify the edge (N, 1, 2). Specify the handle code (A, C, K, W, Z). Specify the accent color (A, S).

Right asymmetrical executive returns

1 pedestal on right with lock. 1 box drawer and 1 file drawer with suspension bar. Pencil tray. 1 grommet.

48 x 24 x 29 ³ / ₈	1200 x 600 x 744	M_N_ _ -R184824F	929	1,109
42 x 24 x 29 ³ / ₈	1050 x 600 x 744	M_N_ _ -R184224F	874	1,043
36 x 24 x 29 ³ / ₈	900 x 600 x 744	M_N_ _ -R183624F	825	989

Specify the surface type (1, 2). Edge N. Specify the handle code (A, C, K, W, Z). Specify the accent color (A, S).

48 x 24 x 29 ³ / ₈	1200 x 600 x 757	M_ _ _ _ -R184824F	1,038	1,246
42 x 24 x 29 ³ / ₈	1050 x 600 x 757	M_ _ _ _ -R184224F	989	1,179
36 x 24 x 29 ³ / ₈	900 x 600 x 757	M_ _ _ _ -R183624F	939	1,125

Specify the surface type (5, 6). Specify the edge (N, 1, 2). Specify the handle code (A, C, K, W, Z). Specify the accent color (A, S).

Bridge-returns

Full-height modesty panel. 1 grommet.

48 x 24 x 29 ³ / ₈	1200 x 600 x 744	M_NN_ _ -BR2448	415	503
42 x 24 x 29 ³ / ₈	1050 x 600 x 744	M_NN_ _ -BR2442	387	465
36 x 24 x 29 ³ / ₈	900 x 600 x 744	M_NN_ _ -BR2436	366	437
48 x 18 x 29 ³ / ₈	1200 x 450 x 744	M_NN_ _ -BR1848	322	392
42 x 18 x 29 ³ / ₈	1050 x 450 x 744	M_NN_ _ -BR1842	306	372
36 x 18 x 29 ³ / ₈	900 x 450 x 744	M_NN_ _ -BR1836	290	350

Specify the surface type (1, 2). Edge N. Specify the accent color (A, S).

48 x 24 x 29 ³ / ₈	1200 x 600 x 757	M_N_ _ -BR2448	509	607
42 x 24 x 29 ³ / ₈	1050 x 600 x 757	M_N_ _ -BR2442	481	579
36 x 24 x 29 ³ / ₈	900 x 600 x 757	M_N_ _ -BR2436	459	557
48 x 18 x 29 ³ / ₈	1200 x 450 x 757	M_N_ _ -BR1848	382	459
42 x 18 x 29 ³ / ₈	1050 x 450 x 757	M_N_ _ -BR1842	366	437
36 x 18 x 29 ³ / ₈	900 x 450 x 757	M_N_ _ -BR1836	345	420

Specify the surface type (5, 6). Specify the edge (N, 1, 2). Specify the accent color (A, S).

Left asymmetrical bridge-returns

Full-height modesty panel. 1 grommet.

48 x 24 x 29 ³ / ₈	1200 x 600 x 744	M_NN_ _ -BR244818	470	569
42 x 24 x 29 ³ / ₈	1050 x 600 x 744	M_NN_ _ -BR244218	442	536

Specify the surface type (1, 2). Edge N. Specify the accent color (A, S).

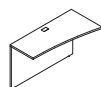
48 x 24 x 29 ³ / ₈	1200 x 600 x 757	M_N_ _ -BR244818	563	678
42 x 24 x 29 ³ / ₈	1050 x 600 x 757	M_N_ _ -BR244218	541	650

Specify the surface type (5, 6). Specify the edge (N, 1, 2). Specify the accent color (A, S).



All Laminate (\$)
HPL Surfaces (\$)

Right asymmetrical bridge-returns



Full-height modesty panel. 1 grommet.

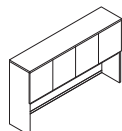
W x D x H (in)	W x D x H (mm)	Code	All Laminate (\$)	HPL Surfaces (\$)
48 x 24 x 29 ³ / ₈	1200 x 600 x 744	M_NN_-BR184824	470	569
42 x 24 x 29 ³ / ₈	1050 x 600 x 744	M_NN_-BR184224	442	536

Specify the surface type (1, 2). Edge N. Specify the accent color (A, S).

48 x 24 x 29 ³ / ₈	1200 x 600 x 757	M_N_-BR184824	563	678
42 x 24 x 29 ³ / ₈	1050 x 600 x 757	M_N_-BR184224	541	650

Specify the surface type (5, 6). Specify the edge (N, 1, 2). Specify the accent color (A, S).

Hutches with laminate doors – 44" H



72" to 60": 4 doors
54" to 48": 3 doors

Clearance: 20¹/₂" (521 mm). Adjustable shelves. 1 grommet. Full-width wire access. Can accommodate a tackboard, refer to page 205.

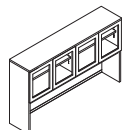
72 x 16 x 44	1800 x 400 x 1099	M1NN_-E724416P	1,283	N/A
66 x 16 x 44	1650 x 400 x 1099	M1NN_-E664416P	1,229	N/A
60 x 16 x 44	1500 x 400 x 1099	M1NN_-E604416P	1,174	N/A
54 x 16 x 44	1350 x 400 x 1099	M1NN_-E544416P	1,114	N/A
48 x 16 x 44	1200 x 400 x 1099	M1NN_-E484416P	1,060	N/A

Edge N. Specify the accent color (A, S). To be used with 1" surfaces.

72 x 16 x 44	1800 x 400 x 1099	M5_N_-E724416P	1,410	N/A
66 x 16 x 44	1650 x 400 x 1099	M5_N_-E664416P	1,344	N/A
60 x 16 x 44	1500 x 400 x 1099	M5_N_-E604416P	1,295	N/A
54 x 16 x 44	1350 x 400 x 1099	M5_N_-E544416P	1,235	N/A
48 x 16 x 44	1200 x 400 x 1099	M5_N_-E484416P	1,158	N/A

Specify the edge (N, 1, 2). Specify the accent color (A, S). To be used with 1¹/₂" surfaces.

Hutches with translucent doors – 44" H



72" to 60": 4 doors
54" to 48": 3 doors
Door insert option, change T to: X Matrix, add \$437 (72"-60"); X Matrix, add \$328 (54"-48").

Clearance: 20¹/₂" (521 mm). Adjustable shelves. 1 grommet. Full-width wire access. Can accommodate a tackboard, refer to page 205.

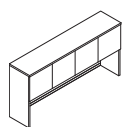
72 x 16 x 44	1800 x 400 x 1099	M1NNS-E724416T	1,852	N/A
66 x 16 x 44	1650 x 400 x 1099	M1NNS-E664416T	1,797	N/A
60 x 16 x 44	1500 x 400 x 1099	M1NNS-E604416T	1,743	N/A
54 x 16 x 44	1350 x 400 x 1099	M1NNS-E544416T	1,540	N/A
48 x 16 x 44	1200 x 400 x 1099	M1NNS-E484416T	1,485	N/A

Edge N. To be used with 1" surfaces.

72 x 16 x 44	1800 x 400 x 1099	M5_NS-E724416T	1,978	N/A
66 x 16 x 44	1650 x 400 x 1099	M5_NS-E664416T	1,912	N/A
60 x 16 x 44	1500 x 400 x 1099	M5_NS-E604416T	1,862	N/A
54 x 16 x 44	1350 x 400 x 1099	M5_NS-E544416T	1,661	N/A
48 x 16 x 44	1200 x 400 x 1099	M5_NS-E484416T	1,584	N/A

Specify the edge (N, 1, 2). Accent color S. To be used with 1¹/₂" surfaces.

Hutches with laminate doors – 36" H



72" to 60": 4 doors
54" to 48": 3 doors

Clearance: 17" (432 mm). 1 grommet. Full-width wire access. Can accommodate a tackboard, refer to page 205.

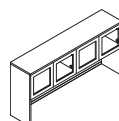
72 x 16 x 36	1800 x 400 x 900	M1NN_-E723616P	1,169	N/A
66 x 16 x 36	1650 x 400 x 900	M1NN_-E663616P	1,114	N/A
60 x 16 x 36	1500 x 400 x 900	M1NN_-E603616P	1,060	N/A
54 x 16 x 36	1350 x 400 x 900	M1NN_-E543616P	1,000	N/A
48 x 16 x 36	1200 x 400 x 900	M1NN_-E483616P	951	N/A

Edge N. Specify the accent color (A, S). To be used with 1" surfaces.

72 x 16 x 36	1800 x 400 x 900	M5_N_-E723616P	1,295	N/A
66 x 16 x 36	1650 x 400 x 900	M5_N_-E663616P	1,235	N/A
60 x 16 x 36	1500 x 400 x 900	M5_N_-E603616P	1,179	N/A
54 x 16 x 36	1350 x 400 x 900	M5_N_-E543616P	1,120	N/A
48 x 16 x 36	1200 x 400 x 900	M5_N_-E483616P	1,043	N/A

Specify the edge (N, 1, 2). Specify the accent color (A, S). To be used with 1¹/₂" surfaces.

Hutches with translucent doors – 36" H



72" to 60": 4 doors
54" to 48": 3 doors

Door insert option, change T to: X Matrix, add \$437 (72"-60"); X Matrix, add \$328 (54"-48").

Clearance: 17" (432 mm). 1 grommet. Full-width wire access. Can accommodate a tackboard, refer to page 205.

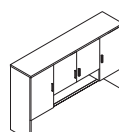
72 x 16 x 36	1800 x 400 x 900	M1NNS-E723616T	1,738	N/A
66 x 16 x 36	1650 x 400 x 900	M1NNS-E663616T	1,683	N/A
60 x 16 x 36	1500 x 400 x 900	M1NNS-E603616T	1,628	N/A
54 x 16 x 36	1350 x 400 x 900	M1NNS-E543616T	1,426	N/A
48 x 16 x 36	1200 x 400 x 900	M1NNS-E483616T	1,376	N/A

Edge N. Accent color S. To be used with 1" surfaces.

72 x 16 x 36	1800 x 400 x 1099	M5_NS-E723616T	1,862	N/A
66 x 16 x 36	1650 x 400 x 1099	M5_NS-E663616T	1,803	N/A
60 x 16 x 36	1500 x 400 x 1099	M5_NS-E603616T	1,748	N/A
54 x 16 x 36	1350 x 400 x 1099	M5_NS-E543616T	1,546	N/A
48 x 16 x 36	1200 x 400 x 1099	M5_NS-E483616T	1,470	N/A

Specify the edge (N, 1, 2). Accent color S. To be used with 1¹/₂" surfaces.

Hutches with laminate doors – low profile



Clearance: 13⁵/₈" - 22¹³/₁₆" (346 mm - 579 mm). 1 adjustable shelf on each low profile side. 1 grommet. Full-width wire access. Can accommodate a LGC-LE25. Tackboard not available.

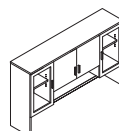
72 x 16 x 44	1800 x 400 x 1099	M1N_-EL724416P	1,584	N/A
--------------	-------------------	----------------	-------	-----

Edge N. Specify the handle code (A, C, K, W, Z). Specify the accent color (A, S). To be used with 1" surfaces.

72 x 16 x 44	1800 x 400 x 1099	M5_-EL724416P	1,711	N/A
--------------	-------------------	---------------	-------	-----

Specify the edge (N, 1, 2). Specify the handle code (A, C, K, W, Z). Specify the accent color (A, S). To be used with 1¹/₂" surfaces.

Hutches with translucent doors – low profile



Clearance: 13⁵/₈" - 22¹³/₁₆" (346 mm - 579 mm). 1 adjustable shelf on each low profile side. 1 grommet. Full-width wire access. Can accommodate a LGC-LE25. Tackboard not available.

72 x 16 x 44	1800 x 400 x 1099	M1N_-S-EL724416T	1,945	N/A
--------------	-------------------	------------------	-------	-----

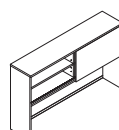
Edge N. Accent color S. Specify the handle code (A, C, K, W, Z). To be used with 1" surfaces.

72 x 16 x 44	1800 x 400 x 1099	M5_-S-EL724416T	2,076	N/A
--------------	-------------------	-----------------	-------	-----

Specify the edge (N, 1, 2). Accent color S. Specify the handle code (A, C, K, W, Z). To be used with 1¹/₂" surfaces.

Door insert option, change T to: X Matrix, add \$328.

Hutches with laminate sliding door – 44" H



Sliding door covers half of the storage. Clearance: 20¹/₂" (521 mm). Adjustable shelves. 1 grommet. Full-width wire access. Can accommodate a tackboard, refer to page 205.

72 x 16 x 44	1800 x 400 x 1099	M1NN_-EC724416P	1,535	N/A
66 x 16 x 44	1650 x 400 x 1099	M1NN_-EC664416P	1,475	N/A
60 x 16 x 44	1500 x 400 x 1099	M1NN_-EC604416P	1,415	N/A
54 x 16 x 44	1350 x 400 x 1099	M1NN_-EC544416P	1,361	N/A
48 x 16 x 44	1200 x 400 x 1099	M1NN_-EC484416P	1,295	N/A

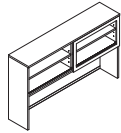
Edge N. Specify the accent color (A, S). To be used with 1" surfaces.

72 x 16 x 44	1800 x 400 x 1099	M5_N_-EC724416P	1,683	N/A
66 x 16 x 44	1650 x 400 x 1099	M5_N_-EC664416P	1,617	N/A
60 x 16 x 44	1500 x 400 x 1099	M5_N_-EC604416P	1,563	N/A
54 x 16 x 44	1350 x 400 x 1099	M5_N_-EC544416P	1,503	N/A
48 x 16 x 44	1200 x 400 x 1099	M5_N_-EC484416P	1,437	N/A

Specify the edge (N, 1, 2). Specify the accent color (A, S). To be used with 1¹/₂" surfaces.



Hutches with translucent sliding door – 44" H



Door insert option, change T to: X Matrix, add \$328.

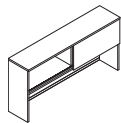
W x D x H (in)	W x D x H (mm)	Code	All Laminate (\$)	HPL Surfaces (\$)
<i>Sliding door covers half of the storage. Clearance: 20½" (521 mm). Adjustable shelves. 1 grommet. Full-width wire access. Can accommodate a tackboard, refer to page 205.</i>				
72 x 16 x 44	1800 x 400 x 1099	M1NNS-EC724416T	1,875	N/A
66 x 16 x 44	1650 x 400 x 1099	M1NNS-EC664416T	1,820	N/A
60 x 16 x 44	1500 x 400 x 1099	M1NNS-EC604416T	1,753	N/A
54 x 16 x 44	1350 x 400 x 1099	M1NNS-EC544416T	1,698	N/A
48 x 16 x 44	1200 x 400 x 1099	M1NNS-EC484416T	1,639	N/A

Edge N. Accent color S. To be used with 1" surfaces.

72 x 16 x 44	1800 x 400 x 1099	M5_NS-EC724416T	2,021	N/A
66 x 16 x 44	1650 x 400 x 1099	M5_NS-EC664416T	1,961	N/A
60 x 16 x 44	1500 x 400 x 1099	M5_NS-EC604416T	1,901	N/A
54 x 16 x 44	1350 x 400 x 1099	M5_NS-EC544416T	1,841	N/A
48 x 16 x 44	1200 x 400 x 1099	M5_NS-EC484416T	1,781	N/A

Specify the edge (N, 1, 2). Accent color S. To be used with 1½" surfaces.

Hutches with laminate sliding door – 36" H



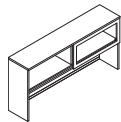
W x D x H (in)	W x D x H (mm)	Code	All Laminate (\$)	HPL Surfaces (\$)
<i>Sliding door covers half of the storage. Clearance: 17" (432 mm). 1 grommet. Full-width wire access. Can accommodate a tackboard, refer to page 205.</i>				
72 x 16 x 36	1800 x 400 x 900	M1NN_-EC723616P	1,420	N/A
66 x 16 x 36	1650 x 400 x 900	M1NN_-EC663616P	1,366	N/A
60 x 16 x 36	1500 x 400 x 900	M1NN_-EC603616P	1,301	N/A
54 x 16 x 36	1350 x 400 x 900	M1NN_-EC543616P	1,246	N/A
48 x 16 x 36	1200 x 400 x 900	M1NN_-EC483616P	1,179	N/A

Edge N. Specify the accent color (A, S). To be used with 1" surfaces.

72 x 16 x 36	1800 x 400 x 900	M5_N_-EC723616P	1,568	N/A
66 x 16 x 36	1650 x 400 x 900	M5_N_-EC663616P	1,508	N/A
60 x 16 x 36	1500 x 400 x 900	M5_N_-EC603616P	1,448	N/A
54 x 16 x 36	1350 x 400 x 900	M5_N_-EC543616P	1,387	N/A
48 x 16 x 36	1200 x 400 x 900	M5_N_-EC483616P	1,321	N/A

Specify the edge (N, 1, 2). Specify the accent color (A, S). To be used with 1½" surfaces.

Hutches with translucent sliding door – 36" H



Door insert option, change T to: X Matrix, add \$328.

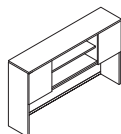
W x D x H (in)	W x D x H (mm)	Code	All Laminate (\$)	HPL Surfaces (\$)
<i>Sliding door covers half of the storage. Clearance: 17" (432 mm). 1 grommet. Full-width wire access. Can accommodate a tackboard, refer to page 205.</i>				
72 x 16 x 36	1800 x 400 x 900	M1NNS-EC723616T	1,758	N/A
66 x 16 x 36	1650 x 400 x 900	M1NNS-EC663616T	1,704	N/A
60 x 16 x 36	1500 x 400 x 900	M1NNS-EC603616T	1,644	N/A
54 x 16 x 36	1350 x 400 x 900	M1NNS-EC543616T	1,584	N/A
48 x 16 x 36	1200 x 400 x 900	M1NNS-EC483616T	1,524	N/A

Edge N. Accent color S. To be used with 1" surfaces.

72 x 16 x 36	1800 x 400 x 900	M5_NS-EC723616T	1,907	N/A
66 x 16 x 36	1650 x 400 x 900	M5_NS-EC663616T	1,847	N/A
60 x 16 x 36	1500 x 400 x 900	M5_NS-EC603616T	1,792	N/A
54 x 16 x 36	1350 x 400 x 900	M5_NS-EC543616T	1,726	N/A
48 x 16 x 36	1200 x 400 x 900	M5_NS-EC483616T	1,667	N/A

Specify the edge (N, 1, 2). Accent color S. To be used with 1½" surfaces.

Hutches with laminate doors, opened center – 44" H



W x D x H (in)	W x D x H (mm)	Code	All Laminate (\$)	HPL Surfaces (\$)
<i>Clearance: 20½" (513 mm). Adjustable shelves. 1 grommet. Full-width wire access. Can accommodate a tackboard, refer to page 205.</i>				
72 x 16 x 44	1800 x 400 x 1099	M1NN_-E0724416P	1,229	N/A
66 x 16 x 44	1650 x 400 x 1099	M1NN_-E0664416P	1,169	N/A
60 x 16 x 44	1500 x 400 x 1099	M1NN_-E0604416P	1,120	N/A
54 x 16 x 44	1350 x 400 x 1099	M1NN_-E0544416P	1,055	N/A
48 x 16 x 44	1200 x 400 x 1099	M1NN_-E0484416P	1,005	N/A

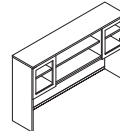
Edge N. Specify the accent color (A, S). To be used with 1" surfaces.

Hutches with laminate doors, opened center – 44" H (cont'd)

W x D x H (in)	W x D x H (mm)	Code	All Laminate (\$)	HPL Surfaces (\$)
72 x 16 x 44	1800 x 400 x 1099	M5_N_-E0724416P	1,355	N/A
66 x 16 x 44	1650 x 400 x 1099	M5_N_-E0664416P	1,290	N/A
60 x 16 x 44	1500 x 400 x 1099	M5_N_-E0604416P	1,240	N/A
54 x 16 x 44	1350 x 400 x 1099	M5_N_-E0544416P	1,174	N/A
48 x 16 x 44	1200 x 400 x 1099	M5_N_-E0484416P	1,103	N/A

Specify the edge (N, 1, 2). Specify the accent color (A, S). To be used with 1½" surfaces.

Hutches with translucent doors, opened center – 44" H



Door insert option, change T to: X Matrix, add \$218.

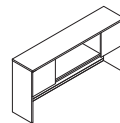
W x D x H (in)	W x D x H (mm)	Code	All Laminate (\$)	HPL Surfaces (\$)
<i>Clearance: 20½" (513 mm). Adjustable shelves. 1 grommet. Full-width wire access. Can accommodate a tackboard, refer to page 205.</i>				
72 x 16 x 44	1800 x 400 x 1099	M1NNS-E0724416T	1,503	N/A
66 x 16 x 44	1650 x 400 x 1099	M1NNS-E0664416T	1,442	N/A
60 x 16 x 44	1500 x 400 x 1099	M1NNS-E0604416T	1,394	N/A
54 x 16 x 44	1350 x 400 x 1099	M1NNS-E0544416T	1,328	N/A
48 x 16 x 44	1200 x 400 x 1099	M1NNS-E0484416T	1,278	N/A

Edge N. Accent color S. To be used with 1" surfaces.

72 x 16 x 44	1800 x 400 x 1099	M5_NS-E0724416T	1,628	N/A
66 x 16 x 44	1650 x 400 x 1099	M5_NS-E0664416T	1,563	N/A
60 x 16 x 44	1500 x 400 x 1099	M5_NS-E0604416T	1,513	N/A
54 x 16 x 44	1350 x 400 x 1099	M5_NS-E0544416T	1,448	N/A
48 x 16 x 44	1200 x 400 x 1099	M5_NS-E0484416T	1,376	N/A

Specify the edge (N, 1, 2). Accent color S. To be used with 1½" surfaces.

Hutches with laminate doors, opened center – 36" H



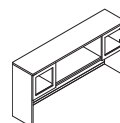
W x D x H (in)	W x D x H (mm)	Code	All Laminate (\$)	HPL Surfaces (\$)
<i>Clearance: 17" (432 mm). 1 grommet. Full-width wire access. Can accommodate a tackboard, refer to page 205.</i>				
72 x 16 x 36	1800 x 400 x 900	M1NN_-E0723616P	1,114	N/A
66 x 16 x 36	1650 x 400 x 900	M1NN_-E0663616P	1,055	N/A
60 x 16 x 36	1500 x 400 x 900	M1NN_-E0603616P	1,005	N/A
54 x 16 x 36	1350 x 400 x 900	M1NN_-E0543616P	946	N/A
48 x 16 x 36	1200 x 400 x 900	M1NN_-E0483616P	891	N/A

Edge N. Specify the accent color (A, S). To be used with 1" surfaces.

72 x 16 x 36	1800 x 400 x 900	M5_N_-E0723616P	1,240	N/A
66 x 16 x 36	1650 x 400 x 900	M5_N_-E0663616P	1,174	N/A
60 x 16 x 36	1500 x 400 x 900	M5_N_-E0603616P	1,125	N/A
54 x 16 x 36	1350 x 400 x 900	M5_N_-E0543616P	1,060	N/A
48 x 16 x 36	1200 x 400 x 900	M5_N_-E0483616P	989	N/A

Specify the edge (N, 1, 2). Specify the accent color (A, S). To be used with 1½" surfaces.

Hutches with translucent doors, opened center – 36" H



Door insert option, change T to: X Matrix, add \$218.

W x D x H (in)	W x D x H (mm)	Code	All Laminate (\$)	HPL Surfaces (\$)
<i>Clearance: 17" (432 mm). 1 grommet. Full-width wire access. Can accommodate a tackboard, refer to page 205.</i>				
72 x 16 x 36	1800 x 400 x 900	M1NNS-E0723616T	1,387	N/A
66 x 16 x 36	1650 x 400 x 900	M1NNS-E0663616T	1,328	N/A
60 x 16 x 36	1500 x 400 x 900	M1NNS-E0603616T	1,278	N/A
54 x 16 x 36	1350 x 400 x 900	M1NNS-E0543616T	1,218	N/A
48 x 16 x 36	1200 x 400 x 900	M1NNS-E0483616T	1,164	N/A

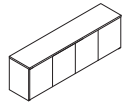
Edge N. Accent color S. To be used with 1" surfaces.

72 x 16 x 36	1800 x 400 x 900	M5_NS-E0723616T	1,513	N/A
66 x 16 x 36	1650 x 400 x 900	M5_NS-E0663616T	1,448	N/A
60 x 16 x 36	1500 x 400 x 900	M5_NS-E0603616T	1,399	N/A
54 x 16 x 36	1350 x 400 x 900	M5_NS-E0543616T	1,333	N/A
48 x 16 x 36	1200 x 400 x 900	M5_NS-E0483616T	1,262	N/A

Specify the edge (N, 1, 2). Accent color S. To be used with 1½" surfaces.

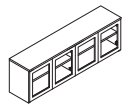


W x D x H (in)	W x D x H (mm)	Code	All Laminate (\$)	HPL Surfaces (\$)
Wall-mounted hutches with laminate doors – 22" H				
<i>Adjustable shelves. Hanger bar included for wall-mount installation. Can accommodate a tackboard, refer to page 205.</i>				
72 x 16 x 22	1800 x 400 x 567	M1NNN-EM722216P	1,229	N/A
66 x 16 x 22	1650 x 400 x 567	M1NNN-EM662216P	1,169	N/A
60 x 16 x 22	1500 x 400 x 567	M1NNN-EM602216P	1,120	N/A
54 x 16 x 22	1350 x 400 x 567	M1NNN-EM542216P	1,055	N/A
48 x 16 x 22	1200 x 400 x 567	M1NNN-EM482216P	1,005	N/A
Edge N. To be used with 1" surfaces.				
72 x 16 x 22	1800 x 400 x 567	M5_NN-EM722216P	1,355	N/A
66 x 16 x 22	1650 x 400 x 567	M5_NN-EM662216P	1,290	N/A
60 x 16 x 22	1500 x 400 x 567	M5_NN-EM602216P	1,240	N/A
54 x 16 x 22	1350 x 400 x 567	M5_NN-EM542216P	1,174	N/A
48 x 16 x 22	1200 x 400 x 567	M5_NN-EM482216P	1,103	N/A



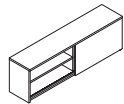
72" to 60": 4 doors
54" to 48": 3 doors

W x D x H (in)	W x D x H (mm)	Code	All Laminate (\$)	HPL Surfaces (\$)
Wall-mounted hutches with translucent doors – 22" H				
<i>Adjustable shelves. Hanger bar included for wall-mount installation. Can accommodate a tackboard, refer to page 205.</i>				
72 x 16 x 22	1800 x 400 x 567	M1NNS-EM722216T	1,776	N/A
66 x 16 x 22	1650 x 400 x 567	M1NNS-EM662216T	1,716	N/A
60 x 16 x 22	1500 x 400 x 567	M1NNS-EM602216T	1,667	N/A
54 x 16 x 22	1350 x 400 x 567	M1NNS-EM542216T	1,465	N/A
48 x 16 x 22	1200 x 400 x 567	M1NNS-EM482216T	1,415	N/A
Edge N. Accent color S. To be used with 1" surfaces.				
72 x 16 x 22	1800 x 400 x 567	M5_NS-EM722216T	1,901	N/A
66 x 16 x 22	1650 x 400 x 567	M5_NS-EM662216T	1,835	N/A
60 x 16 x 22	1500 x 400 x 567	M5_NS-EM602216T	1,786	N/A
54 x 16 x 22	1350 x 400 x 567	M5_NS-EM542216T	1,584	N/A
48 x 16 x 22	1200 x 400 x 567	M5_NS-EM482216T	1,513	N/A

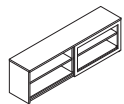


Door insert option, change T to: X Matrix.
72" to 60": 4 doors
X Matrix, add \$437;
54" to 48": 3 doors
X Matrix, add \$328.

W x D x H (in)	W x D x H (mm)	Code	All Laminate (\$)	HPL Surfaces (\$)
Wall-mounted hutches with laminate sliding door – 22" H				
<i>Adjustable shelves. Hanger bar included for wall-mount installation. Can accommodate a tackboard, refer to page 205.</i>				
72 x 16 x 22	1800 x 400 x 567	M1NNN-EMC722216P	1,475	N/A
66 x 16 x 22	1650 x 400 x 567	M1NNN-EMC662216P	1,420	N/A
60 x 16 x 22	1500 x 400 x 567	M1NNN-EMC602216P	1,371	N/A
54 x 16 x 22	1350 x 400 x 567	M1NNN-EMC542216P	1,306	N/A
48 x 16 x 22	1200 x 400 x 567	M1NNN-EMC482216P	1,257	N/A
Edge N. To be used with 1" surfaces.				
72 x 16 x 22	1800 x 400 x 567	M5_NN-EMC722216P	1,601	N/A
66 x 16 x 22	1650 x 400 x 567	M5_NN-EMC662216P	1,540	N/A
60 x 16 x 22	1500 x 400 x 567	M5_NN-EMC602216P	1,485	N/A
54 x 16 x 22	1350 x 400 x 567	M5_NN-EMC542216P	1,426	N/A
48 x 16 x 22	1200 x 400 x 567	M5_NN-EMC482216P	1,355	N/A



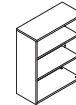
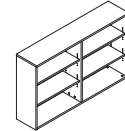
W x D x H (in)	W x D x H (mm)	Code	All Laminate (\$)	HPL Surfaces (\$)
Wall-mounted hutches with translucent sliding door – 22" H				
<i>Adjustable shelves. Hanger bar included for wall-mount installation. Can accommodate a tackboard, refer to page 205.</i>				
72 x 16 x 22	1800 x 400 x 567	M1NNS-EMC722216T	1,803	N/A
66 x 16 x 22	1650 x 400 x 567	M1NNS-EMC662216T	1,748	N/A
60 x 16 x 22	1500 x 400 x 567	M1NNS-EMC602216T	1,698	N/A
54 x 16 x 22	1350 x 400 x 567	M1NNS-EMC542216T	1,634	N/A
48 x 16 x 22	1200 x 400 x 567	M1NNS-EMC482216T	1,584	N/A
Edge N. Accent color S. To be used with 1" surfaces.				



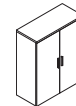
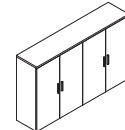
Door insert option, change T to: X Matrix, add \$328.

W x D x H (in)	W x D x H (mm)	Code	All Laminate (\$)	HPL Surfaces (\$)
Wall-mounted hutches with translucent sliding door – 22" H (cont'd)				
72 x 16 x 22	1800 x 400 x 567	M5_NS-EMC722216T	1,929	N/A
66 x 16 x 22	1650 x 400 x 567	M5_NS-EMC662216T	1,868	N/A
60 x 16 x 22	1500 x 400 x 567	M5_NS-EMC602216T	1,814	N/A
54 x 16 x 22	1350 x 400 x 567	M5_NS-EMC542216T	1,753	N/A
48 x 16 x 22	1200 x 400 x 567	M5_NS-EMC482216T	1,683	N/A

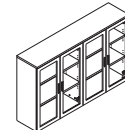
W x D x H (in)	W x D x H (mm)	Code	All Laminate (\$)	HPL Surfaces (\$)
Open bookcase hutches – 44" H				
<i>Adjustable shelves. Can accommodate a tackboard, refer to page 64.</i>				
72 x 16 x 44	1800 x 400 x 1099	M1NNN-EB724416	1,060	N/A
36 x 16 x 44	900 x 400 x 1099	M1NNN-EB364416	678	N/A
Edge N. To be used with 1" surfaces.				
72 x 16 x 44	1800 x 400 x 1099	M5_NN-EB724416	1,179	N/A
36 x 16 x 44	900 x 400 x 1099	M5_NN-EB364416	732	N/A



W x D x H (in)	W x D x H (mm)	Code	All Laminate (\$)	HPL Surfaces (\$)
Bookcase hutches with doors – 44" H				
<i>Adjustable shelves. Can accommodate a tackboard, refer to page 64.</i>				
72 x 16 x 44	1800 x 400 x 1099	M1N__-EB724416P	1,563	N/A
36 x 16 x 44	900 x 400 x 1099	M1N__-EB364416P	929	N/A
Edge N. Specify the handle code (A, C, K, W, Z). Specify the accent color (A, S). To be used with 1" surfaces.				
72 x 16 x 44	1800 x 400 x 1099	M5__-EB724416P	1,683	N/A
36 x 16 x 44	900 x 400 x 1099	M5__-EB364416P	989	N/A

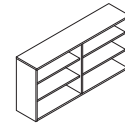


W x D x H (in)	W x D x H (mm)	Code	All Laminate (\$)	HPL Surfaces (\$)
Bookcase hutches with translucent doors – 44" H				
<i>Adjustable shelves. Can accommodate a tackboard, refer to page 64.</i>				
72 x 16 x 44	1800 x 400 x 1099	M1N_S-EB724416T	2,436	N/A
36 x 16 x 44	900 x 400 x 1099	M1N_S-EB364416T	1,366	N/A
Edge N. Accent color S. Specify the handle code (A, C, K, W, Z). To be used with 1" surfaces.				
72 x 16 x 44	1800 x 400 x 1099	M5_S-EB724416T	2,557	N/A
36 x 16 x 44	900 x 400 x 1099	M5_S-EB364416T	1,426	N/A



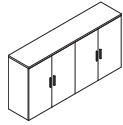
Door insert option, change T to: X Matrix, add \$874 for EB724416X; add \$437 for EB364416X.

W x D x H (in)	W x D x H (mm)	Code	All Laminate (\$)	HPL Surfaces (\$)
Open bookcase hutches – 36" H				
<i>Adjustable shelves. Can accommodate a tackboard, refer to page 64.</i>				
72 x 16 x 36	1800 x 400 x 900	M1NNN-EB723616	956	N/A
36 x 16 x 36	900 x 400 x 900	M1NNN-EB363616	607	N/A
Edge N. To be used with 1" surfaces.				
72 x 16 x 36	1800 x 400 x 900	M5_NN-EB723616	1,060	N/A
36 x 16 x 36	900 x 400 x 900	M5_NN-EB363616	661	N/A





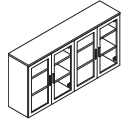
Bookcase hutches with laminate doors - 36" H



W x D x H (in)	W x D x H (mm)	Code	All Laminate (\$)	HPL Surfaces (\$)
<i>Adjustable shelves. Can accommodate a tackboard, refer to page 64.</i>				
72 x 16 x 36	1800 x 400 x 900	M1N__-EB723616P	1,410	N/A
36 x 16 x 36	900 x 400 x 900	M1N__-EB363616P	836	N/A
Edge N. Specify the handle code (A, C, K, W, Z). To be used with 1" surfaces.				
72 x 16 x 36	1800 x 400 x 900	M5__-EB723616P	1,513	N/A
36 x 16 x 36	900 x 400 x 900	M5__-EB363616P	891	N/A

Specify the edge (N, 1, 2). Specify the handle code (A, C, K, W, Z). To be used with 1½" surfaces.

Bookcase hutches with translucent doors - 36" H

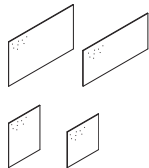


W x D x H (in)	W x D x H (mm)	Code	All Laminate (\$)	HPL Surfaces (\$)
<i>Adjustable shelves. Can accommodate a tackboard, refer to page 64.</i>				
72 x 16 x 36	1800 x 400 x 900	M1N_S-EB723616T	2,284	N/A
36 x 16 x 36	900 x 400 x 900	M1N_S-EB363616T	1,273	N/A
Edge N. Accent color S. Specify the handle code (A, C, K, W, Z). To be used with 1" surfaces.				
72 x 16 x 36	1800 x 400 x 900	M5N_S-EB723616T	2,387	N/A
36 x 16 x 36	900 x 400 x 900	M5N_S-EB363616T	1,328	N/A

Specify the edge (N, 1, 2). Accent color S. Specify the handle code (A, C, K, W, Z). To be used with 1½" surfaces.

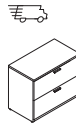
Door insert option, change T to: X Matrix, add \$874 for EB723616X; add \$437 for EB363616X.

Tackboards



W x D x H (in)	W x D x H (mm)	Code	All Laminate (\$)	HPL Surfaces (\$)
<i>To be used on back of bookcase hutches. These prices are applicable for United Chair® Grade 1 and 2 fabrics. For other United Chair® grades add: Grade 3: 15%, Grade 4: 20%, Grade 5: 25%, Grade 6: 30%, Grade 7: 35%. For any other dimension, please contact the Quotations Department.</i>				
70 x 1½ x 42	1740 x 13 x 1040	MNANN-TK042EB	514	N/A
70 x 1½ x 34	1740 x 13 x 840	MNANN-TK034EB	481	N/A
34 x 1½ x 42	840 x 13 x 1040	MNANN-TK3442EB	338	N/A
34 x 1½ x 34	840 x 13 x 840	MNANN-TK3434EB	311	N/A

Lateral file units



W x D x H (in)	W x D x H (mm)	Code	All Laminate (\$)	HPL Surfaces (\$)
<i>2 file drawers with suspension bars. Lock. Optional counterweight to meet BIFMA standards, refer to page 207.</i>				
36 x 24 x 29⅞	900 x 600 x 744	M_N_-2436LF	1,033	1,246
36 x 20 x 29⅞	900 x 500 x 744	M_N_-2036LF	1,005	1,212
Specify the surface type (1, 2). Edge N. Specify the handle code (A, C, K, W, Z). Specify the accent color (A, S).				
36 x 24 x 29⅞	900 x 600 x 757	M___-2436LF	1,142	1,376
36 x 20 x 29⅞	900 x 500 x 757	M___-2036LF	1,109	1,328

Specify the surface type (5, 6). Specify the edge (N, 1, 2). Specify the handle code (A, C, K, W, Z). Specify the accent color (A, S).

Open lateral file units



W x D x H (in)	W x D x H (mm)	Code	All Laminate (\$)	HPL Surfaces (\$)
<i>1 file drawer with suspension bar. Lock. Optional counterweight to meet BIFMA standards, refer to page 207.</i>				
36 x 24 x 29⅞	900 x 600 x 744	M_N_-SLF2436	797	961
36 x 20 x 29⅞	900 x 500 x 744	M_N_-SLF2036	765	918
Specify the surface type (1, 2). Edge N. Specify the handle code (A, C, K, W, Z). Specify the accent color (A, S).				
36 x 24 x 29⅞	900 x 600 x 757	M___-SLF2436	901	1,088
36 x 20 x 29⅞	900 x 500 x 757	M___-SLF2036	869	1,038

Specify the surface type (5, 6). Specify the edge (N, 1, 2). Specify the handle code (A, C, K, W, Z). Specify the accent color (A, S).

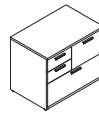
Bookcase units



W x D x H (in)	W x D x H (mm)	Code	All Laminate (\$)	HPL Surfaces (\$)
<i>Bookcase with doors and adjustable shelf.</i>				
36 x 24 x 29⅞	900 x 600 x 744	M_N_-2436B	891	1,075
36 x 20 x 29⅞	900 x 500 x 744	M_N_-2036B	847	1,021
Specify the surface type (1, 2). Edge N. Specify the handle code (A, C, K, W, Z). Specify the accent color (A, S).				
36 x 24 x 29⅞	900 x 600 x 757	M___-2436B	1,005	1,212
36 x 20 x 29⅞	900 x 500 x 757	M___-2036B	966	1,158

Specify the surface type (5, 6). Specify the edge (N, 1, 2). Specify the handle code (A, C, K, W, Z). Specify the accent color (A, S).

Combined pedestals



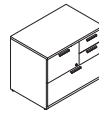
W x D x H (in)	W x D x H (mm)	Code	All Laminate (\$)	HPL Surfaces (\$)
<i>2 box drawers on left, 2 file drawers with suspension bars. Lock. Pencil tray. Optional counterweight to meet BIFMA standards, refer to page 207.</i>				
36 x 24 x 29	900 x 600 x 744	M_N_-2436CO	1,306	1,404
30 x 24 x 29	750 x 600 x 744	M_N_-2430CO	1,267	1,366
36 x 20 x 29	900 x 500 x 744	M_N_-2036CO	1,267	1,366
30 x 20 x 29	750 x 500 x 744	M_N_-2030CO	1,235	1,328

Specify the surface type (1, 2). Edge N. Specify the handle code (A, C, K, W, Z). Specify the accent color (A, S).

36 x 24 x 29½	900 x 600 x 757	M___-2436CO	1,437	1,546
30 x 24 x 29½	750 x 600 x 757	M___-2430CO	1,394	1,498
36 x 20 x 29½	900 x 500 x 757	M___-2036CO	1,394	1,498
30 x 20 x 29½	750 x 500 x 757	M___-2030CO	1,361	1,453

Specify the surface type (5, 6). Specify the edge (N, 1, 2). Specify the handle code (A, C, K, W, Z). Specify the accent color (A, S).

Combined pedestals



W x D x H (in)	W x D x H (mm)	Code	All Laminate (\$)	HPL Surfaces (\$)
<i>2 box drawers on right, 2 file drawers with suspension bars. Lock. Pencil tray. Optional counterweight to meet BIFMA standards, refer to page 207.</i>				
36 x 24 x 29	900 x 600 x 744	M_N_-C02436	1,306	1,404
30 x 24 x 29	750 x 600 x 744	M_N_-C02430	1,267	1,366
36 x 20 x 29	900 x 500 x 744	M_N_-C02036	1,267	1,366
30 x 20 x 29	750 x 500 x 744	M_N_-C02030	1,235	1,328

Specify the surface type (1, 2). Edge N. Specify the handle code (A, C, K, W, Z). Specify the accent color (A, S).

36 x 24 x 29½	900 x 600 x 757	M___-C02436	1,437	1,546
30 x 24 x 29½	750 x 600 x 757	M___-C02430	1,394	1,498
36 x 20 x 29½	900 x 500 x 757	M___-C02036	1,394	1,498
30 x 20 x 29½	750 x 500 x 757	M___-C02030	1,361	1,453

Specify the surface type (5, 6). Specify the edge (N, 1, 2). Specify the handle code (A, C, K, W, Z). Specify the accent color (A, S).

Modular lateral files



W x D x H (in)	W x D x H (mm)	Code	All Laminate (\$)	HPL Surfaces (\$)
<i>2 file drawers with suspension bars. Lock. Must be installed under a work surface. 1 tone only.</i>				
36 x 18 x 28	900 x 466 x 719	MNN_-1836LFL	979	N/A
30 x 18 x 28	750 x 466 x 719	MNN_-1830LFL	951	N/A
Specify the handle code (A, C, K, W, Z). Specify the accent color (A, S).				

Modular combined pedestals




W x D x H (in)	W x D x H (mm)	Code	All Laminate (\$)	HPL Surfaces (\$)
<i>2 box drawers on left, 2 file drawers with suspension bars. Lock. Pencil tray. Must be installed under a work surface. 1 tone only.</i>				
36 x 18 x 28	900 x 466 x 719	MNN_-1836COL	1,212	N/A
30 x 18 x 28	750 x 466 x 719	MNN_-1830COL	1,131	N/A
Specify the handle code (A, C, K, W, Z). Specify the accent color (A, S).				


Modular combined pedestals

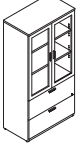


W x D x H (in)	W x D x H (mm)	Code	All Laminate (\$)	HPL Surfaces (\$)
<i>2 box drawers on right, 2 file drawers with suspension bars. Lock. Pencil tray. Must be installed under a work surface. 1 tone only.</i>				
36 x 18 x 28	900 x 466 x 719	MNN_-C01836L	1,212	N/A
30 x 18 x 28	750 x 466 x 719	MNN_-C01830L	1,131	N/A
Specify the handle code (A, C, K, W, Z). Specify the accent color (A, S).				

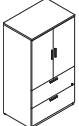


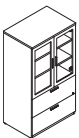
	W x D x H (in)	W x D x H (mm)	Code	All Laminate (\$)	HPL Surfaces (\$)
Modular bookcases with doors	<i>1 adjustable shelf. Lock. Must be installed under a work surface. 1 tone only.</i>				
	36 x 18 x 28	900 x 466 x 719	MNN__-1836BL	836	N/A
	30 x 18 x 28	750 x 466 x 719	MNN__-1830BL	792	N/A
Specify the handle code (A, C, K, W, Z). Specify the accent color (A, S).					

	W x D x H (in)	W x D x H (mm)	Code	All Laminate (\$)	HPL Surfaces (\$)
Storage / lateral file cabinets with laminate doors	<i>Bookcase with doors, 2 adjustable shelves. 2 file drawers with suspension bars. Lock on drawers.</i>				
	36 x 24 x 73 7/8	900 x 600 x 1844	M1N__-243673LFB	1,895	N/A
	36 x 20 x 73 7/8	900 x 500 x 1844	M1N__-203673LFB	1,716	N/A
Edge N. Specify the handle code (A, C, K, W, Z). Specify the accent color (A, S). To be used with 1" surfaces.					
	36 x 24 x 73 7/8	900 x 600 x 1856	M5__-243673LFB	2,125	N/A
	36 x 20 x 73 7/8	900 x 500 x 1856	M5__-203673LFB	1,943	N/A
Specify the edge (N, 1, 2). Specify the handle code (A, C, K, W, Z). Specify the accent color (A, S). To be used with 1 1/2" surfaces.					

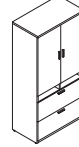
	W x D x H (in)	W x D x H (mm)	Code	All Laminate (\$)	HPL Surfaces (\$)
Storage / lateral file cabinets with translucent doors	<i>Bookcase with doors, 2 adjustable shelves. 2 file drawers with suspension bars. Lock on drawers.</i>				
	36 x 24 x 73 7/8	900 x 600 x 1844	M1N_S-243673LFBT	2,332	N/A
	36 x 20 x 73 7/8	900 x 500 x 1844	M1N_S-203673LFBT	2,153	N/A
Edge N. Specify the handle code (A, C, K, W, Z). Accent color S. To be used with 1" surfaces.					
	36 x 24 x 73 7/8	900 x 600 x 1856	M5_S-243673LFBT	2,480	N/A
	36 x 20 x 73 7/8	900 x 500 x 1856	M5_S-203673LFBT	2,305	N/A
Specify the edge (N, 1, 2). Specify the handle code (A, C, K, W, Z). Accent color S. To be used with 1 1/2" surfaces.					

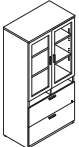
Door insert option, change T to: X Matrix, add \$546.

	W x D x H (in)	W x D x H (mm)	Code	All Laminate (\$)	HPL Surfaces (\$)
Storage / lateral file cabinets with laminate doors	<i>Bookcase with doors, 2 adjustable shelves. 2 file drawers with suspension bars. Lock on drawers.</i>				
	36 x 24 x 65 3/8	900 x 600 x 1644	M1N__-243665LFB	1,830	N/A
	36 x 20 x 65 3/8	900 x 500 x 1644	M1N__-203665LFB	1,649	N/A
Edge N. Specify the handle code (A, C, K, W, Z). Specify the accent color (A, S). To be used with 1" surfaces.					
	36 x 24 x 65 7/8	900 x 600 x 1657	M5__-243665LFB	1,978	N/A
	36 x 20 x 65 7/8	900 x 500 x 1657	M5__-203665LFB	1,803	N/A
Specify the edge (N, 1, 2). Specify the handle code (A, C, K, W, Z). Specify the accent color (A, S). To be used with 1 1/2" surfaces.					

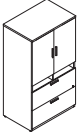
	W x D x H (in)	W x D x H (mm)	Code	All Laminate (\$)	HPL Surfaces (\$)
Storage / lateral file cabinets with translucent doors	<i>Bookcase with doors, 2 adjustable shelves. 2 file drawers with suspension bars. Lock on drawers.</i>				
	36 x 24 x 65 3/8	900 x 600 x 1644	M1N_S-243665LFBT	2,284	N/A
	36 x 20 x 65 3/8	900 x 500 x 1644	M1N_S-203665LFBT	2,103	N/A
Edge N. Specify the handle code (A, C, K, W, Z). Accent color S. To be used with 1" surfaces.					
	36 x 24 x 65 7/8	900 x 600 x 1657	M5_S-243665LFBT	2,431	N/A
	36 x 20 x 65 7/8	900 x 500 x 1657	M5_S-203665LFBT	2,257	N/A
Specify the edge (N, 1, 2). Specify the handle code (A, C, K, W, Z). Accent color S. To be used with 1 1/2" surfaces.					

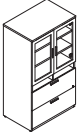
Door insert option, change T to: X Matrix, add \$546.

	W x D x H (in)	W x D x H (mm)	Code	All Laminate (\$)	HPL Surfaces (\$)
Storage / lateral file cabinets with pigeonholes and laminate doors	<i>Bookcase with doors, 2 adjustable shelves. 2 pigeonholes. 2 file drawers with suspension bars. Lock on drawers.</i>				
	36 x 24 x 73 3/8	900 x 600 x 1844	M1N__-243673LDB	2,011	N/A
	36 x 20 x 73 3/8	900 x 500 x 1844	M1N__-203673LDB	1,830	N/A
Edge N. Specify the handle code (A, C, K, W, Z). Specify the accent color (A, S). To be used with 1" surfaces.					
	36 x 24 x 73 7/8	900 x 600 x 1856	M5__-243673LDB	2,158	N/A
	36 x 20 x 73 7/8	900 x 500 x 1856	M5__-203673LDB	1,984	N/A
Specify the edge (N, 1, 2). Specify the handle code (A, C, K, W, Z). Specify the accent color (A, S). To be used with 1 1/2" surfaces.					

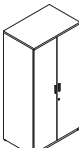
	W x D x H (in)	W x D x H (mm)	Code	All Laminate (\$)	HPL Surfaces (\$)
Storage / lateral file cabinets with pigeonholes and translucent doors	<i>Bookcase with doors, 2 adjustable shelves. 2 pigeonholes. 2 file drawers with suspension bars. Lock on drawers.</i>				
	36 x 24 x 73 3/8	900 x 600 x 1844	M1N_S-243673LDBT	2,448	N/A
	36 x 20 x 73 3/8	900 x 500 x 1844	M1N_S-203673LDBT	2,267	N/A
Edge N. Specify the handle code (A, C, K, W, Z). Accent color S. To be used with 1" surfaces.					
	36 x 24 x 73 7/8	900 x 600 x 1856	M5_S-243673LDBT	2,595	N/A
	36 x 20 x 73 7/8	900 x 500 x 1856	M5_S-203673LDBT	2,421	N/A
Specify the edge (N, 1, 2). Specify the handle code (A, C, K, W, Z). Accent color S. To be used with 1 1/2" surfaces.					

Door insert option, change T to: X Matrix, add \$546.

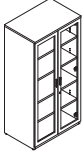
	W x D x H (in)	W x D x H (mm)	Code	All Laminate (\$)	HPL Surfaces (\$)
Storage / lateral file cabinets with pigeonholes and laminate doors	<i>Bookcase with doors, 2 adjustable shelves. 2 pigeonholes. 2 file drawers with suspension bars. Lock on drawers.</i>				
	36 x 24 x 65 3/8	900 x 600 x 1644	M1N__-243665LDB	1,945	N/A
	36 x 20 x 65 3/8	900 x 500 x 1644	M1N__-203665LDB	1,758	N/A
Edge N. Specify the handle code (A, C, K, W, Z). Specify the accent color (A, S). To be used with 1" surfaces.					
	36 x 24 x 65 7/8	900 x 600 x 1657	M5__-243665LDB	2,093	N/A
	36 x 20 x 65 7/8	900 x 500 x 1657	M5__-203665LDB	1,912	N/A
Specify the edge (N, 1, 2). Specify the handle code (A, C, K, W, Z). Specify the accent color (A, S). To be used with 1 1/2" surfaces.					


	W x D x H (in)	W x D x H (mm)	Code	All Laminate (\$)	HPL Surfaces (\$)
Storage / lateral file cabinets with pigeonholes and translucent doors	<i>Bookcase with doors, 2 adjustable shelves. 2 pigeonholes. 2 file drawers with suspension bars. Lock on drawers.</i>				
	36 x 24 x 65 3/8	900 x 600 x 1644	M1N_S-243665LDBT	2,399	N/A
	36 x 20 x 65 3/8	900 x 500 x 1644	M1N_S-203665LDBT	2,218	N/A
Edge N. Specify the handle code (A, C, K, W, Z). Accent color S. To be used with 1" surfaces.					
	36 x 24 x 65 7/8	900 x 600 x 1657	M5_S-243665LDBT	2,545	N/A
	36 x 20 x 65 7/8	900 x 500 x 1657	M5_S-203665LDBT	2,371	N/A
Specify the edge (N, 1, 2). Specify the handle code (A, C, K, W, Z). Accent color S. To be used with 1 1/2" surfaces.					

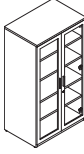
Door insert option, change T to: X Matrix, add \$546.

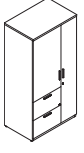
	W x D x H (in)	W x D x H (mm)	Code	All Laminate (\$)	HPL Surfaces (\$)
Storage cabinets with laminate doors	<i>3 adjustable shelves. 1 full-width fixed shelf. Lock.</i>				
	36 x 24 x 73 3/8	900 x 600 x 1844	M1N__-243673B	1,617	N/A
	36 x 20 x 73 3/8	900 x 500 x 1844	M1N__-203673B	1,498	N/A
Edge N. Specify the handle code (A, C, K, W, Z). Specify the accent color (A, S). To be used with 1" surfaces.					
	36 x 24 x 73 7/8	900 x 600 x 1856	M5__-243673B	1,786	N/A
	36 x 20 x 73 7/8	900 x 500 x 1856	M5__-203673B	1,649	N/A
Specify the edge (N, 1, 2). Specify the handle code (A, C, K, W, Z). Specify the accent color (A, S). To be used with 1 1/2" surfaces.					

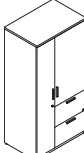


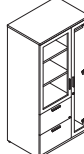
	W x D x H (in)	W x D x H (mm)	Code	All Laminate (\$)	HPL Surfaces (\$)
Storage cabinets with translucent doors	<i>3 adjustable shelves. 1 full-width fixed shelf. Lock.</i>				
	36 x 24 x 73 7/8	900 x 600 x 1844	M1N_S-243673BT	2,491	N/A
	36 x 20 x 73 7/8	900 x 500 x 1844	M1N_S-203673BT	2,371	N/A
	Edge N. Specify the handle code (A, C, K, W, Z). Accent color S. To be used with 1" surfaces.				
	36 x 24 x 73 7/8	900 x 600 x 1856	M5_S-243673BT	2,660	N/A
	36 x 20 x 73 7/8	900 x 500 x 1856	M5_S-203673BT	2,524	N/A
	Specify the edge (N, 1, 2). Specify the handle code (A, C, K, W, Z). Accent color S. To be used with 1 1/2" surfaces.				
Door insert option, change T to: X Matrix, add \$874.					

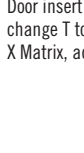
	W x D x H (in)	W x D x H (mm)	Code	All Laminate (\$)	HPL Surfaces (\$)
Storage cabinets with laminate doors	<i>3 adjustable shelves. 1 full-width fixed shelf. Lock.</i>				
	36 x 24 x 65 3/8	900 x 600 x 1644	M1N_-243665B	1,552	N/A
	36 x 20 x 65 3/8	900 x 500 x 1644	M1N_-203665B	1,426	N/A
	Edge N. Specify the handle code (A, C, K, W, Z). Specify the accent color (A, S). To be used with 1" surfaces.				
	36 x 24 x 65 7/8	900 x 600 x 1657	M5_-243665B	1,715	N/A
	36 x 20 x 65 7/8	900 x 500 x 1657	M5_-203665B	1,579	N/A
	Specify the edge (N, 1, 2). Specify the handle code (A, C, K, W, Z). Specify the accent color (A, S). To be used with 1 1/2" surfaces.				

	W x D x H (in)	W x D x H (mm)	Code	All Laminate (\$)	HPL Surfaces (\$)
Storage cabinets with translucent doors	<i>3 adjustable shelves. 1 full-width fixed shelf. Lock.</i>				
	36 x 24 x 65 3/8	900 x 600 x 1644	M1N_S-243665BT	2,459	N/A
	36 x 20 x 65 3/8	900 x 500 x 1644	M1N_S-203665BT	2,332	N/A
	Edge N. Specify the handle code (A, C, K, W, Z). Accent color S. To be used with 1" surfaces.				
	36 x 24 x 65 7/8	900 x 600 x 1657	M5_S-243665BT	2,622	N/A
	36 x 20 x 65 7/8	900 x 500 x 1657	M5_S-203665BT	2,491	N/A
	Specify the edge (N, 1, 2). Specify the handle code (A, C, K, W, Z). Accent color S. To be used with 1 1/2" surfaces.				
Door insert option, change T to: X Matrix, add \$874.					

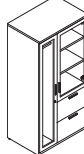
	W x D x H (in)	W x D x H (mm)	Code	All Laminate (\$)	HPL Surfaces (\$)
Combined storage cabinets with laminate doors	<i>2 file drawers with suspension bars. Clothes hanger bar and 1 fixed shelf on wardrobe side (10 3/4" - 275 mm). 2 adjustable shelves. Lock on drawers and on full-height door.</i>				
	36 x 24 x 73 3/8	900 x 600 x 1844	M1N_-243673FFB	2,568	N/A
	36 x 20 x 73 3/8	900 x 500 x 1844	M1N_-203673FFB	2,453	N/A
	36 x 24 x 65 3/8	900 x 600 x 1644	M1N_-243665FFB	2,503	N/A
	36 x 20 x 65 3/8	900 x 500 x 1644	M1N_-203665FFB	2,387	N/A
	Edge N. Specify the handle code (A, C, K, W, Z). Specify the accent color (A, S). To be used with 1" surfaces.				
	36 x 24 x 73 7/8	900 x 600 x 1856	M5_-243673FFB	2,808	N/A
	36 x 20 x 73 7/8	900 x 500 x 1856	M5_-203673FFB	2,693	N/A
	36 x 24 x 65 7/8	900 x 600 x 1657	M5_-243665FFB	2,737	N/A
	36 x 20 x 65 7/8	900 x 500 x 1657	M5_-203665FFB	2,622	N/A
	Specify the edge (N, 1, 2). Specify the handle code (A, C, K, W, Z). Specify the accent color (A, S). To be used with 1 1/2" surfaces.				

	W x D x H (in)	W x D x H (mm)	Code	All Laminate (\$)	HPL Surfaces (\$)
Combined storage cabinets with laminate doors	<i>2 file drawers with suspension bars. Clothes hanger bar and 1 fixed shelf on wardrobe side (10 3/4" - 275 mm). 2 adjustable shelves. Lock on drawers and on full-height door.</i>				
	36 x 24 x 73 3/8	900 x 600 x 1844	M1N_-243673BFF	2,568	N/A
	36 x 20 x 73 3/8	900 x 500 x 1844	M1N_-203673BFF	2,453	N/A
	36 x 24 x 65 3/8	900 x 600 x 1644	M1N_-243665BFF	2,503	N/A
	36 x 20 x 65 3/8	900 x 500 x 1644	M1N_-203665BFF	2,387	N/A
	Edge N. Specify the handle code (A, C, K, W, Z). Specify the accent color (A, S). To be used with 1" surfaces.				


	W x D x H (in)	W x D x H (mm)	Code	All Laminate (\$)	HPL Surfaces (\$)
Combined storage cabinets with laminate doors (cont'd)	<i>2 file drawers with suspension bars. Clothes hanger bar and 1 fixed shelf on wardrobe side (10 3/4" - 275 mm). 2 adjustable shelves. Lock on drawers and on full-height door.</i>				
	36 x 24 x 73 7/8	900 x 600 x 1856	M5_-243673BFF	2,808	N/A
	36 x 20 x 73 7/8	900 x 500 x 1856	M5_-203673BFF	2,693	N/A
	36 x 24 x 65 7/8	900 x 600 x 1657	M5_-243665BFF	2,737	N/A
	36 x 20 x 65 7/8	900 x 500 x 1657	M5_-203665BFF	2,622	N/A
	Specify the edge (N, 1, 2). Specify the handle code (A, C, K, W, Z). Specify the accent color (A, S). To be used with 1 1/2" surfaces.				

	W x D x H (in)	W x D x H (mm)	Code	All Laminate (\$)	HPL Surfaces (\$)
Combined storage cabinets with translucent doors	<i>2 file drawers with suspension bars. Clothes hanger bar and 1 fixed shelf on wardrobe side (10 3/4" - 275 mm). 2 adjustable shelves. Lock on drawers and on full-height door.</i>				
	36 x 24 x 73 3/8	900 x 600 x 1844	M1N_S-243673FFBT	3,251	N/A
	36 x 20 x 73 3/8	900 x 500 x 1844	M1N_S-203673FFBT	3,136	N/A
	36 x 24 x 65 3/8	900 x 600 x 1644	M1N_S-243665FFBT	3,180	N/A
	36 x 20 x 65 3/8	900 x 500 x 1644	M1N_S-203665FFBT	3,069	N/A
	Edge N. Specify the handle code (A, C, K, W, Z). Accent color S. To be used with 1" surfaces.				

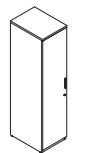
Door insert option, change T to: X Matrix, add \$655.	36 x 24 x 73 7/8	900 x 600 x 1856	M5_S-243673FFBT	3,491	N/A
	36 x 20 x 73 7/8	900 x 500 x 1856	M5_S-203673FFBT	3,376	N/A
	36 x 24 x 65 7/8	900 x 600 x 1657	M5_S-243665FFBT	3,420	N/A
	36 x 20 x 65 7/8	900 x 500 x 1657	M5_S-203665FFBT	3,305	N/A
	Specify the edge (N, 1, 2). Specify the handle code (A, C, K, W, Z). Accent color S. To be used with 1 1/2" surfaces.				

	W x D x H (in)	W x D x H (mm)	Code	All Laminate (\$)	HPL Surfaces (\$)
Combined storage cabinets with translucent doors	<i>2 file drawers with suspension bars. Clothes hanger bar and 1 fixed shelf on wardrobe side (10 3/4" - 275 mm). 2 adjustable shelves. Lock on drawers and on full-height door.</i>				
	36 x 24 x 73 3/8	900 x 600 x 1844	M1N_S-243673BFFT	3,251	N/A
	36 x 20 x 73 3/8	900 x 500 x 1844	M1N_S-203673BFFT	3,136	N/A
	36 x 24 x 65 3/8	900 x 600 x 1644	M1N_S-243665BFFT	3,180	N/A
	36 x 20 x 65 3/8	900 x 500 x 1644	M1N_S-203665BFFT	3,069	N/A
	Edge N. Specify the handle code (A, C, K, W, Z). Accent color S. To be used with 1" surfaces.				

Door insert option, change T to: X Matrix, add \$655.	36 x 24 x 73 7/8	900 x 600 x 1856	M5_S-243673BFFT	3,491	N/A
	36 x 20 x 73 7/8	900 x 500 x 1856	M5_S-203673BFFT	3,376	N/A
	36 x 24 x 65 7/8	900 x 600 x 1657	M5_S-243665BFFT	3,420	N/A
	36 x 20 x 65 7/8	900 x 500 x 1657	M5_S-203665BFFT	3,305	N/A
	Specify the edge (N, 1, 2). Specify the handle code (A, C, K, W, Z). Accent color S. To be used with 1 1/2" surfaces.				

	W x D x H (in)	W x D x H (mm)	Code	All Laminate (\$)	HPL Surfaces (\$)
Wardrobe units	<i>Clothes hanger bar and 1 fixed shelf. Lock.</i>				
	18 x 24 x 73 3/8	450 x 600 x 1844	M1N_-241873C_	1,306	N/A
	18 x 20 x 73 3/8	450 x 500 x 1844	M1N_-201873C_	1,174	N/A
	18 x 24 x 65 3/8	450 x 600 x 1644	M1N_-241865C_	1,240	N/A
	18 x 20 x 65 3/8	450 x 500 x 1644	M1N_-201865C_	1,109	N/A
	Edge N. Specify the handle code (A, C, K, W, Z). Specify the accent color (A, S). Specify the opening at the end of the code: on right (R) or on left (L). To be used with 1" surfaces.				

Open right (CR)



Open left (CL)

	18 x 24 x 73 7/8	450 x 600 x 1856	M5_-241873C_	1,366	N/A
	18 x 20 x 73 7/8	450 x 500 x 1856	M5_-201873C_	1,224	N/A
	18 x 24 x 65 7/8	450 x 600 x 1657	M5_-241865C_	1,295	N/A
	18 x 20 x 65 7/8	450 x 500 x 1657	M5_-201865C_	1,153	N/A
	Specify the edge (N, 1, 2). Specify the handle code (A, C, K, W, Z). Specify the accent color (A, S). Specify the opening at the end of the code: on right (R) or on left (L). To be used with 1 1/2" surfaces.				



All Laminate (\$)
HPL Surfaces (\$)

Wardrobe units



Open left (CRT)



Open left (CLT)

Door insert option, specify at the end of the code:
X Matrix, add \$328.

W x D x H (in)	W x D x H (mm)	Code	All Laminate (\$)	HPL Surfaces (\$)
<i>Full-width clothes hanger bar and 1 fixed shelf. Lock.</i>				
18 x 24 x 73 ³ / ₈	450 x 600 x 1844	M1N__-241873C_T	1,634	N/A
18 x 20 x 73 ³ / ₈	450 x 500 x 1844	M1N__-201873C_T	1,503	N/A
18 x 24 x 65 ⁷ / ₈	450 x 600 x 1644	M1N__-241865C_T	1,568	N/A
18 x 20 x 65 ⁷ / ₈	450 x 500 x 1644	M1N__-201865C_T	1,437	N/A

Edge N. Specify the handle code (A, C, K, W, Z). Specify the accent color (A, S). Specify the opening at the end of the code: on right (R) or on left (L). To be used with 1" surfaces.

18 x 24 x 73 ³ / ₈	450 x 600 x 1856	M5__-241873C_T	1,693	N/A
18 x 20 x 73 ³ / ₈	450 x 500 x 1856	M5__-201873C_T	1,552	N/A
18 x 24 x 65 ⁷ / ₈	450 x 600 x 1657	M5__-241865C_T	1,622	N/A
18 x 20 x 65 ⁷ / ₈	450 x 500 x 1657	M5__-201865C_T	1,480	N/A

Specify the edge (N, 1, 2). Specify the handle code (A, C, K, W, Z). Specify the accent color (A, S). Specify the opening at the end of the code: on right (R) or on left (L). To be used with 1½" surfaces.

Personal storage tower – left



1 box drawer, 2 file drawers with suspension bars. Lock controls file drawers. Wardrobe with coat hanger bar. Pencil tray.

24 x 24 x 49	600 x 600 x 1234	MNN__-PB242449	1,830	N/A
--------------	------------------	----------------	-------	-----

Specify the handle code (A, C, K, W, Z). Specify the accent color (A, S).

Personal storage tower – right

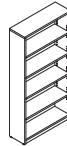


1 box drawer, 2 file drawers with suspension bars. Lock controls file drawers. Wardrobe with coat hanger bar. Pencil tray.

24 x 24 x 49	600 x 600 x 1234	MNN__-P242449B	1,830	N/A
--------------	------------------	----------------	-------	-----

Specify the handle code (A, C, K, W, Z). Specify the accent color (A, S).

Open bookcases



<i>4 adjustable shelves.</i>				
36 x 14 x 73 ³ / ₈	900 x 350 x 1844	M1NNN-B367314	842	N/A
36 x 14 x 65 ⁷ / ₈	900 x 350 x 1644	M1NNN-B366514	787	N/A

Edge N. To be used with 1" surfaces.

<i>2 adjustable shelves.</i>				
36 x 14 x 73 ³ / ₈	900 x 350 x 1856	M5_NN-B367314	934	N/A
36 x 14 x 65 ⁷ / ₈	900 x 350 x 1697	M5_NN-B366514	874	N/A

Specify the edge (N, 1, 2). To be used with 1½" surfaces.

Additional shelf



<i>Additional shelf.</i>				
36 x 13 x 1	846 x 325 x 25	MNNNN-TB3614.1E	114	N/A

Modular pedestals



2 box drawers, 1 file drawer with suspension bar. Pencil tray. Lock. Must be installed under a work surface. 1 tone only.

15 x 24 x 28	388 x 598 x 719	MNN__-P1524UFL	863	N/A
15 x 18 x 28	388 x 466 x 719	MNN__-P1518UFL	797	N/A

Specify the handle code (A, C, K, W, Z). Specify the accent color (A, S).

Modular pedestals



2 file drawers with suspension bars. Lock. Must be installed under a work surface. 1 tone only.

15 x 24 x 28	388 x 598 x 719	MNN__-P1524FFL	836	N/A
15 x 18 x 28	388 x 466 x 719	MNN__-P1518FFL	748	N/A

Specify the handle code (A, C, K, W, Z). Specify the accent color (A, S).

Modular pedestal – Laptop storage



1 box drawer with space/shelf to accommodate a laptop, 1 file drawer with suspension bar. Pencil tray. Lock. Must be installed under a work surface. 1 tone only.

15 x 18 x 28	388 x 448 x 719	MNN__-P1518CUFL	869	N/A
--------------	-----------------	-----------------	-----	-----

Specify the handle code (A, C, K, W, Z). Specify the accent color (A, S).

Modular pedestal – Recycle bin storage



1 box drawer, 1 door with space to accommodate recycling box. Space available of 14" W x 16⁷/₈" D x 17³/₈" H (355 mm W x 429 mm D x 440 mm H). Pencil tray. Lock. Must be installed under a work surface. 1 tone only.

18 x 18 x 28	448 x 448 x 719	MNN__-P1818URL	776	N/A
--------------	-----------------	----------------	-----	-----

Specify the handle code (A, C, K, W, Z). Specify the accent color (A, S).

Hanging pedestal



1 box drawer and 1 file drawer with suspension bar. Pencil tray. Lock. Must be installed under a work surface. 1 tone only.

15 x 17½ x 19	388 x 448 x 489	MNN__-F	661	N/A
---------------	-----------------	---------	-----	-----

Specify the handle code (A, C, K, W, Z). Specify the accent color (A, S).

Metal pedestal



2 box drawers, 1 file drawer with suspension bar. Pencil tray. Lock. Charcoal metal body and laminate drawer fronts. Lock. Must be installed under a work surface.

15 x 22 x 28	372 x 554 x 713	MNN__-PM1522UFL	536	N/A
--------------	-----------------	-----------------	-----	-----

Specify the handle code (A, C, K, W, Z). Specify the accent color (A, S).

Metal pedestal



2 file drawers with suspension bars. Lock. Charcoal metal body and laminate drawer fronts. Must be installed under a work surface.

15 x 22 x 28	372 x 554 x 713	MNN__-PM1522FFL	514	N/A
--------------	-----------------	-----------------	-----	-----

Specify the handle code (A, C, K, W, Z). Specify the accent color (A, S).

Hanging metal pedestal



1 box drawer and 1 file drawer with suspension bar. Pencil tray. Lock. Charcoal metal body and laminate drawer fronts. Must be installed under a work surface.

15 x 22 x 19½	372 x 540 x 496	MNN__-MF	475	N/A
---------------	-----------------	----------	-----	-----

Specify the handle code (A, C, K, W, Z). Specify the accent color (A, S).

Mobile pedestals



2 box drawers and 1 file drawer with suspension bar. Pencil tray. Brakes on front casters. Lock. Fits under a work surface. 1 tone only.

15 x 23 x 27½	390 x 575 x 689	MNN__-MP1523UF	847	N/A
---------------	-----------------	----------------	-----	-----

15 x 18 x 27½	390 x 575 x 689	MNN__-MP1518UF	792	N/A
---------------	-----------------	----------------	-----	-----

Specify the handle code (A, C, K, W, Z). Specify the accent color (A, S).

Mobile pedestal



2 file drawers with suspension bars. Brakes on front casters. Lock. Fits under a work surface. 1 tone only.

15 x 23 x 27½	390 x 575 x 689	MNN__-MP1523FF	809	N/A
---------------	-----------------	----------------	-----	-----

Specify the handle code (A, C, K, W, Z). Specify the accent color (A, S).

Mobile pedestals



1 box drawer and 1 file drawer with suspension bar. Pencil tray. Brakes on front casters. Lock. Fits under a work surface. 1 tone only.

15 x 23 x 20¾	390 x 575 x 527	MNN__-MP1523F	776	N/A
---------------	-----------------	---------------	-----	-----

15 x 18 x 20¾	390 x 450 x 527	MNN__-MP1518F	748	N/A
---------------	-----------------	---------------	-----	-----

Specify the handle code (A, C, K, W, Z). Specify the accent color (A, S).

Additional full-width legs



1 tone only. For AT, DT and CM tables.

30 x 1 x 27½	748 x 25 x 698	MNNNN-L30	147	N/A
--------------	----------------	-----------	-----	-----

24 x 1 x 27½	598 x 25 x 698	MNNNN-L24	137	N/A
--------------	----------------	-----------	-----	-----

20 x 1 x 27½	498 x 25 x 698	MNNNN-L20	126	N/A
--------------	----------------	-----------	-----	-----

Additional recessed leg



1 tone only. For AT, DT and CM tables.

13 x 1 x 27½	340 x 25 x 698	MNNNN-L12	114	N/A
--------------	----------------	-----------	-----	-----