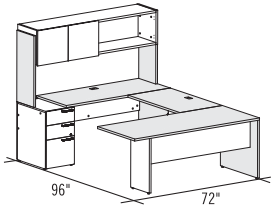


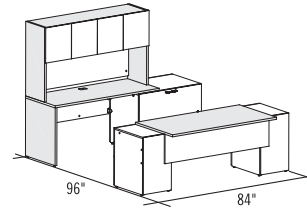
SUGGESTIONS

CA-PLAN01



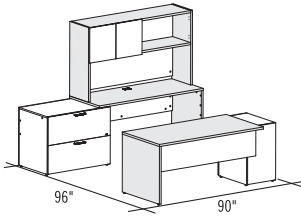
QSCA1ES-PLAN01	\$2,497
1 QSCA1NN-RTM3072	
1 QSCA1NS-BR2442	
1 QSCA1NS-R2472S	
1 QSCANES-P1623UFL	
1 QSCANNN-EA723616	
1 QSCANNN-EA72P2	

CA-PLAN03



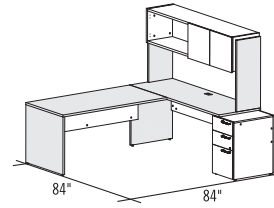
QSCA1ES-PLAN03	\$3,682
1 QSCA1NN-BD3060	
2 QSCANES-P1623UFL	
1 QSCA1NS-R2472S	
1 QSCANES-2336LFL	
1 QSCANNN-E603616	
1 QSCANNN-E60P4	

CA-PLAN02



QSCA1ES-PLAN02	\$2,973
1 QSCA1NN-RTS3060	
1 QSCANES-P1623UFL	
1 QSCA1NS-R2472S	
1 QSCANES-2336LFL	
1 QSCANNN-E603616	
1 QSCANNN-E60P2	

CA-PLAN04



QSCA1ES-PLAN04	\$2,141
1 QSCA1NN-RTS3060	
1 QSCANES-P1623UFL	
1 QSCA1NS-R2472S	
1 QSCANNN-EA723616	
1 QSCANNN-EA72P2	



READY TO SHIP IN 5 DAYS!

All C.A. products and suggested layouts are part of the **Lacasse quick delivery program**.

For complete program details, please refer to page 3 of the February 2015 Lacasse Price Book.



EDGEBANDING

Furniture with 1" (25 mm) thick tops.

N EDGE



Smooth 1/8" (3 mm) thick edge.

The **N edge is matched with the finish specified for the surface.**

HANDLE

Metal handle.


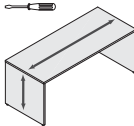
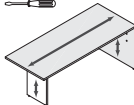
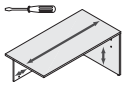
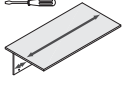
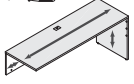
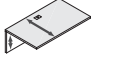

E – Square, Silver



REVERSIBLE



All C.A. storage and work surfaces are reversible and fit together left or right. A big plus if you change your space... or change your mind!

	W x D x H (in)	W x D x H (mm)	Code	 Price (\$)
Desk shell 	<i>Recessed half-height modesty panel.</i>			
	72 x 30 x 29	1800 x 750 x 735	CA1NN-TDM3072	557
Rectangular table with modesty panel 	<i>Reversible. Half-height laminate modesty panel.</i>			
	72 x 30 x 29	1800 x 750 x 735	CA1NN-RTM3072	524
Rectangular surface-return with modesty panel 	<i>Reversible. Recessed half-height modesty panel. Can accommodate 1 modular pedestal or 1 lateral file unit.</i>			
	60 x 30 x 29	1500 x 750 x 735	CA1NN-RTS3060	410
Rectangular surface with modesty panel 	<i>Recessed half-height modesty panel. Can accommodate 2 modular pedestals or 2 lateral file units.</i>			
	60 x 30 x 29	1500 x 750 x 735	CA1NN-BD3060	333
Return shells 	<i>Reversible. Recessed half-height modesty panel. Can accommodate 1 modular pedestal or 1 lateral file unit. Grommet.</i>			
	72 x 24 x 29	1800 x 600 x 735	CA1NS-R2472S	392
	60 x 24 x 29	1500 x 600 x 735	CA1NS-R2460S	382
	48 x 24 x 29	1200 x 600 x 735	CA1NS-R2448S	366
Bridge-return 	<i>Reversible. Recessed half-height modesty panel. Grommet.</i>			
	42 x 24 x 29	1050 x 600 x 735	CA1NS-BR2442	251
Modular pedestal 	<i>2 box drawers, 1 file drawer with suspension bar. Pencil tray. Lock. Must be installed under a surface. Snow (SNO) finish only.</i>			
	16 x 23 x 28	400 x 598 x 713	CANES-P1623UFL	678



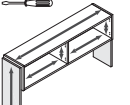
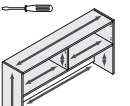
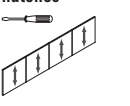
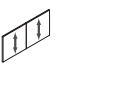
CODIFICATION

Series	Options		
	Thickness	Handle	Accent color
CA	1 Thermofused laminate 1"	E Square	S Silver

IMPORTANT

All LACASSE laminate colors are available except for the modular pedestal and the lateral file unit which come in Snow (SNO) finish only. All furniture is shipped ready-to-assemble, except the modular pedestal and the lateral file unit which ship assembled.

Casegoods are made of particleboard panels finished on both sides with mar-resistant high-performance thermofused laminate (45 lbs/ft³). The black full extension ball bearing suspensions have a load capacity of 100 lbs to 150 lbs depending on the type of drawer. The lateral file unit has an anti-tipping system. All door hinges are 110°. Levelers allow up to 1 1/2" (38 mm) height adjustment.

	W x D x H (in)	W x D x H (mm)	Code	 Price (\$)
Lateral file unit 	<i>2 file drawers with suspension bar. Lock. Can be used freestanding or can be installed under a surface. Snow (SNO) finish only.</i>			
	36 x 23 x 28	900 x 598 x 713	CANES-2336LFL	869
Hutches with open back, adjustable sides – 36" H 	<i>Clearance: 19 1/16" (488 mm). Side panels allow up to 1" (25 mm) height adjustment. Can accommodate a set of 2 or 4 doors.</i>			
	72 x 16 x 36	1800 x 400 x 900	CANNN-EA723616	547
	60 x 16 x 36	1500 x 400 x 900	CANNN-EA603616	524
Hutches with closed back – 36" H 	<i>Clearance: 19 1/16" (488 mm). Grommet on the back. Can accommodate a set of 2 or 4 doors.</i>			
	72 x 16 x 36	1800 x 400 x 900	CANNN-E723616	547
	60 x 16 x 36	1800 x 400 x 900	CANNN-E603616	524
Sets of 4 doors for hutches 	<i>Hardware included.</i>			
	<i>For hutches with open back.</i>			
	72 x 16 x 3/8	1800 x 400 x 16	CANNN-EA72P4	229
	60 x 16 x 3/8	1500 x 400 x 16	CANNN-EA60P4	218
	<i>For hutches with closed back.</i>			
	72x 16 x 3/8	1800 x 400 x 16	CANNN-E72P4	229
	60 x 16 x 3/8	1500 x 400 x 16	CANNN-E60P4	218
Sets of 2 doors for hutches 	<i>Hardware included.</i>			
	<i>For hutches with open back.</i>			
	36 x 16 x 3/8	900 x 400 x 16	CANNN-EA72P2	114
	30 x 16 x 3/8	750 x 400 x 16	CANNN-EA60P2	109
	<i>For hutches with closed back.</i>			
	36 x 16 x 3/8	900 x 400 x 16	CANNN-E72P2	114
	30 x 16 x 3/8	750 x 400 x 16	CANNN-E60P2	109