

Price List - Canvas
Effective Date: January 16, 2012



Indiana
FURNITURE

1224 Mill Street
PO Box 270
Jasper, Indiana 47547-0270
800.422.5727
www.indianafurniture.com

Subject to the limitations set forth in this warranty, Indiana Furniture Industries, Inc. (“**Indiana Furniture**”) warrants to the original purchaser all product in this price list (“**Product**”) to be free from defects in material and workmanship given normal use for a twelve year period from the date of shipment. During the applicable warranty period, Indiana Furniture, as its sole obligation, will repair or replace (in Indiana Furniture’s sole discretion) any Product, part, or component covered by this warranty and sold after January 1, 2012, which fails under normal use as a result of a defect in material or workmanship. Normal use is defined as the equivalent of a single shift, 40 hour work week. Indiana Furniture will repair or replace the defective Product, part, or component with a comparable product, part or component.

Warranty periods are limited for certain Products and parts as follows:

12-year Warranty (from the date of manufacture)

- Seating Mechanisms
- Veneers
- Laminates

5-year Warranty (from the date of manufacture)

- Electrical components
- Pneumatic Cylinders
- Casters and Glides
- Textiles, Foam, and Decorative Trim
- Swivel Arm Pads
- Keyboard kits
- Lighting

THIS WARRANTY DOES NOT COVER:

- Damage caused by a carrier or third party
- Normal or routine wear and tear
- Appearance, durability, quality, behavior, colorfastness or any other attribute of customer’s own materials or any non-standard Indiana Furniture material (including Maharam, Momentum, Mayer, UltraFabrics) specified by the customer and applied to a Product
- Color, grain or texture of wood, laminate and other covering materials
- Changes in wood or fabric color due to aging or exposure to light
- Damage or failure resulting from modification, alteration, misuse or abuse of a Product
- Defect or damage arising out of coverage of Product tops with glass or other foreign materials

As the manufacturer of the Product, Indiana Furniture stands behind its craftsmanship and pledges to do everything it can to reasonably resolve, as quickly as possible, any problems you may have with the Product within the terms and conditions of this warranty.

If you encounter a defect covered by the foregoing warranty, you should contact the dealer from whom you purchased the Product. If the dealer is unable to resolve your warranty issues, you should contact Indiana Furniture. Please ensure that you have all of the pertinent facts when contacting the dealer or Indiana Furniture, including the model number and factory order number from the inspection label attached to the Product.

INDIANA FURNITURE IS NOT PROVIDING, AND SPECIFICALLY DISCLAIMS, ANY OTHER WARRANTIES FOR THE PRODUCTS, EXPRESS OR IMPLIED, INCLUDING ANY IMPLIED WARRANTY OF MERCHANTABILITY OR FITNESS FOR A PARTICULAR PURPOSE. INDIANA FURNITURE SHALL NOT BE LIABLE TO PURCHASER OR ANY THIRD PARTY FOR CONSEQUENTIAL, INCIDENTAL, INDIRECT OR SPECIAL DAMAGES, INCLUDING, WITHOUT LIMITATION, DAMAGES ARISING OUT OF OR RESULTING IN ANY MALFUNCTIONS, DELAYS, LOSS OF PROFIT, INTERRUPTION OF BUSINESS, PERSONAL INJURY, BODILY INJURY, DEATH, DISMEMBERMENT, OR PROPERTY DAMAGE.

Indiana Furniture Industries, Inc.
Attn: Customer Service
1224 Mill Street, P.O. Box 270
Jasper, Indiana 47547-0270
800.422.5727
Fax 812.482.9035
custserv@indianafurniture.com

ORDERING INFORMATION

All orders should be faxed to 812-482-9035 or mailed to:

Indiana Furniture
P.O. Box 270
1224 Mill Street
Jasper, IN 47547-0270

ORDER PROCEDURE

All orders must include purchase order number, billing address, ship-to address and phone number, and any special instructions.

When ordering casegoods, give complete quantity, model number, finish and any other options. When ordering seating, give complete quantity, model number, finish, fabric and any other options.

Within each series, an example of "How to Order" is illustrated at the bottom of each page. For further clarification of order procedure, contact Customer Service.

PRICING

All prices shown are suggested retail prices FOB shipping point, freight prepaid and allowed to one continental US destination. Prices, specifications and materials are subject to change without notice. Possession and/or distribution of this price list does not in itself constitute an offer to sell. Orders can be received only from authorized Indiana Furniture dealers. Orders will be billed at prices prevailing at time of shipment, unless acknowledged prior to the effective date of the price change, in which case billing will be at the price acknowledged.

ACKNOWLEDGEMENT

All orders will be acknowledged promptly, showing how the order was entered, its approximate shipping date and other pertinent information. This acknowledgement is the final agreement between the customer and Indiana Furniture and is the exclusive statement of the terms thereof. Please examine this acknowledgement carefully and advise Indiana Furniture immediately of any discrepancies.

BUYER'S OBLIGATION: RIGHTS OF SELLER

If Indiana Furniture shall at any time doubt Buyer's financial responsibility, Indiana Furniture may decline to make shipments hereunder except upon receipt of cash payment in advance or security or other proof of responsibility satisfactory to Indiana Furniture. If buyer fails in any way to fulfill the terms and conditions set forth herein, Indiana Furniture may defer shipments until such default is corrected. Remedies provided herein shall be in addition to, and not in lieu of other remedies. Buyer agrees to abide by payment terms as listed on invoice. Buyer shall pay all reasonable costs and expenses, including attorney and collection fees, and late fees, incurred by Seller in connection with any amounts due for goods ordered.

CANCELLATIONS AND CHANGES

Due to immediate production on build to order items, all orders are considered firm and are not subject to cancellation or change without approval from Indiana Furniture. All approved changes are subject to additional charges and revised lead times.

PRODUCT DESIGN AND SPECIFICATION CHANGES

Indiana Furniture reserves the right to make changes in design and construction or discontinue products without prior notice.

REPAIR CHARGES

Indiana Furniture will only pay repair charges if Customer Service gives prior written authorization. No repair charge will be paid without advance approval at which time you will be issued a repair authorization number that will allow you to invoice Indiana Furniture for the completed work.

WAREHOUSE STORAGE CHARGES

If a shipment is held beyond 14 calendar days at your request a .067% per day (2% per month) storage charge will be assessed. The effective date will be 14 calendar days after the acknowledged ship date. Further, the prices applied to the order will be those in effect at the time of shipment.

DAMAGED MERCHANDISE

The consignee is responsible for filing claims with the carrier for damage and shortages. Claims for both obvious and concealed damage must be filed within 15 calendar days, and the damaged merchandise must not have been moved from the original receiving location. All damaged merchandise, including the cartons and packing materials, must be retained for inspection by either the carrier or by an Indiana Furniture Sales Representative. Indiana Furniture reserves the right to select the most cost effective way to repair or replace the damaged item. Once you have notified the carrier, please contact Customer Service for further assistance.

Obvious Damage/Missing Cartons - Do not refuse merchandise damaged in transit. Indiana Furniture recommends the consignee inspect all merchandise upon arrival. If a shipment is received damaged or short, note all information on carrier's copy and your copy of freight bill and delivery receipt. Notify the delivering carrier and file a claim immediately. Pending the results of your claim, either Indiana Furniture or the carrier will cover 100% of the cost to repair or replace the damaged or missing item.

Concealed Damage - If concealed damage is discovered, notify the delivering carrier at once and request an inspection. This must be done within **15 calendar days of delivery**. If the carrier will not perform the inspection, you should prepare an affidavit that you contacted them, noting the time and date, and that they failed to comply with your request. This, along with the other papers in your possession, will support the claim. Pending the results of your claim, the cost to repair or replace the item will be covered 1/3 by the carrier and 2/3 by Indiana Furniture for shipments less than a full truckload and 100% by Indiana Furniture for shipments of full truckloads.

RETURN MERCHANDISE

Merchandise will not be accepted for return without an RGA (Return Goods Authorization) issued by Indiana Furniture. We will consider issuing RGA's for the following reasons:

1. Manufacturing defect (inspected by Indiana Furniture representative)
2. Indiana Furniture order processing error
3. Shipping error
4. Mis-marked cartons
5. Duplicated shipments

If you have any questions as to whether your reason for return qualifies for consideration, please contact your Customer Service Representative. Merchandise must be returned within 60 days of the RGA issued date, or within 60 days upon receipt of replacement product to receive credit. Returns due to mis-marked cartons must also be returned in the original cartoning, with shipping labels intact, to receive credit.

All merchandise being returned must be properly packed and protected to ensure no further damage is incurred during transportation back to an Indiana Furniture facility. Upon receipt, all returned merchandise will be thoroughly inspected and the results compared to the reason for return stated on the RGA. Any discrepancies, such as additional damage, signs of usage, missing parts, etc., will result in an adjustment to the amount of credit issued.

DELIVERY AND FREIGHT CHARGES

All shipments are F.O.B. Point of Origin, Jasper, IN, freight prepaid and allowed. Ownership and responsibility of the merchandise becomes that of the buyer upon delivery to the freight company. Shipments into Alaska, Hawaii, Canada, Mexico, Puerto Rico and other exports are freight prepaid and allowed to port of exit.

Indiana Furniture reserves the right to select the most appropriate carrier and routing on all shipments. Indiana Furniture will attempt to accommodate requests for favored carriers.

Inside delivery and installation services are not included in the pricing shown. Any order requiring non-dock or residential, inside delivery must specify such on the order. Should either of these services be requested or required, all charges incurred will be charged to the "Sold To" of the order.

Orders of less than 750 pounds will be assessed a handling charge of \$75.00 Net Per Order. (This will be waived for items shipped via a small package carrier.)

BIFMA AND ANSI TESTING

Indiana Furniture is a member of the Business and Institutional Furniture Manufacturer's Association (BIFMA). Tests developed by the Business and Institutional Furniture Manufacturer's Association (BIFMA) and approved by the American National Standards Institute (ANSI) determine the strength and durability of casegoods and seating in its everyday use. Although this testing does not serve as a warranty or guarantee, Indiana Furniture products within this price list have been tested by an independent verifying body and meet or exceed applicable BIFMA and ANSI standards.

JASPER - CORPORATE

1224 Mill Street
Jasper, IN 47546
800.422.5727 Phone
812.482.9035 Fax

ATLANTA

2030 Powers Ferry Road
Suite 230
Atlanta, GA 30339
800.241.4650 Phone
770.984.8918 Fax

BALTIMORE METRO

7601 Lewinsville Road
Suite 312
McLean, VA 22102
301.537.3514 Phone (By Appointment Only)

CHICAGO

222 Merchandise Mart
Suite 1054A
Chicago, IL 60654
312.755.0533 Phone
312.755.0534 Fax

DALLAS

Dallas, TX 75244

LOS ANGELES

1933 South Broadway
Suite 126
Los Angeles, CA 90007
626.399.1639 Phone
888.719.3119 Fax

MINNEAPOLIS

21500 Excelsion Boulevard
Excelsion, MN 55331
952.221.3099 Phone
952.400.5950 Fax

NEW YORK

200 Lexington Avenue
Suite 1305
New York, NY 10016
212.686.8500 Phone
or Contact Corporate

Canvas



Inspiring Choices

Canvas

Casegoods Collection

Your look, your Canvas. Canvas is an effortless choice for realistic and stylish laminate product that gives the warm aesthetic of wood. From casual classics to upscale styles you never imagined you could afford, Canvas brings you countless color, pull, and edge profile options that inspire a multitude of different configurations. All so incredibly realistic, no one would guess it's laminate. Not to mention, it's GREENGUARD and Level 2 certified.

Finish Options

LAMINATE OPTIONS - TOP ONLY COLORS




LAMINATE OPTIONS - TOP, CHASSIS, DRAWER, DOOR AND MODESTY COLORS




* Not available on laminate framed modesty panels or doors.


METAL FRAME OPTIONS



Edge Options



Pull Options



How to Order

MODEL NO.	DESCRIPTION	
68-3672BDP	Chassis	TK
	Top	WH
	Profile	F
	Drawer Front	WH
	Pull	AAC

All options must be labeled and specified.

Specifications

TOPS

Melamine tops are 1" thick using 3mm PVC rims or profiled edges and 1 mm PVC rims on self edges. Grain direction runs left to right unless noted.

CHASSIS CONSTRUCTION

Melamine chassis are fastened by screws, glue and heavy-duty metal fasteners assuring maximum strength. Units ship assembled unless noted. All units ship with leveling glides. All desks, non-lateral credenzas and returns have wire management access from pedestal to kneespace.

DRAWERS

All drawer fronts are 3-ply construction, 3/4" thick with matched wood grain. Drawer sides, back and front are wood grain vinyl wrapped, 1/2" thick. Box and file drawers have 1/8" thick hardboard bottoms. Lateral file drawers feature 1/4" thick bottoms. 5-sided drawer construction allows for easy removal of drawer fronts.

DRAWER SUSPENSIONS

Box and file drawers have full extension, progressive action slides with precision steel ball bearings. All suspensions have a lifetime warranty.

FILING HARDWARE

All file drawers are standard with filing systems designed to accommodate a variety of filing requirements. Letter width file drawers provide letter filing front to back, and letter or legal filing side to side. Lateral file drawers provide legal or letter filing front to back or side to side.

LOCKING

All desks, credenzas, returns and files feature standard locking. Removable lock cylinders allow for units to be re-keyed at a later date if required. Units ship randomly keyed as standard. Lock cores match pull color.

INTERIOR DRAWER DIMENSIONS

CANVAS 6800 INTERIOR DRAWER DIMENSIONS

Item	Drawers	W	L	D
68-4872CBLP/CBRP	Box	12 ³ / ₁₆	16 ¹ / ₄	3 ¹ / ₂
68-4272CLP/CRP	File	12 ³ / ₁₆	16 ¹ / ₄	9 ¹ / ₄
68-3672LPS/RPS				
68-3672LP/RP				
68-3672DPS				
68-3672DPS				
68-3672BLPS/BRPS				
68-3672BLP/BRP				
68-3672BDPS				
68-3072LP/RP				
68-3072DP				
68-3066DP				
68-3060DP				
68-4824RF2/LF2	File	12 ³ / ₁₆	16 ¹ / ₄	9 ¹ / ₄
68-4224RF2/LF2				
68-2472SC				
68-2472RC2/LC2				
68-2472KC				
68-2466SC				
68-2466RC2/LC2				
68-2466KC				
68-2448RF2/LF2				
68-2442RF2/LF2				
68-4824RF1/LF1	Box	12 ³ / ₁₆	16 ¹ / ₄	3 ¹ / ₂
68-4224RF1/LF1	File	12 ³ / ₁₆	16 ¹ / ₄	9 ¹ / ₄
68-2472RC1/LC1				
68-2466RC1/LC1				
68-2448RF1/LF1				
68-2442RF1/LF1				


INTERIOR DRAWER DIMENSIONS

CANVAS 6600 INTERIOR DRAWER DIMENSIONS

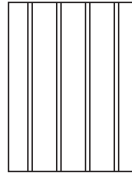
Item	Drawers	W	L	D
66-3672LP/RP	Box	12 ³ / ₁₆	16 ¹ / ₄	3 ¹ / ₂
66-3672DP	File	12 ³ / ₁₆	16 ¹ / ₄	9 ¹ / ₄
66-3672BLP/BRP				
66-3672BDP				
66-3072DP				
66-3066DP				
66-3060DP				
66-2415SHPD2				
66-2515SHPD1				
66-2472SC				
66-2472RC/LC				
66-2472KC				
66-2466SC				
66-2466RC/LC				
66-2466KC				
66-2448RF/LF				
66-2442RF/LF				
66-2415PD1				
66-1519MP				
66-3672WDS2	Lat File	26 ⁵ / ₁₆	15 ¹ / ₈	9 ¹ / ₄
66-3072SU1				
66-243OLF1				
66-3672SU1	Lat File	32 ⁵ / ₁₆	15 ¹ / ₈	9 ¹ / ₄
66-2436LF1				
66-2418LTF	Tray	14 ⁵ / ₁₆	15 ³ / ₁₆	1 ¹ / ₈
	File	14 ⁵ / ₁₆	15 ³ / ₁₆	9 ¹ / ₄
66-2430LTF	Tray	26 ⁵ / ₁₆	15 ¹ / ₈	1 ¹ / ₈
	Lat File	26 ⁵ / ₁₆	15 ¹ / ₈	9 ¹ / ₄
66-2436LTF	Tray	32 ⁵ / ₁₆	15 ¹ / ₈	1 ¹ / ₈
	Lat File	14 ⁵ / ₁₆	15 ¹ / ₈	9 ¹ / ₄
66-2436OMF	Box	14 ⁵ / ₁₆	15 ³ / ₁₆	3 ¹ / ₂
	Lat File	32 ⁵ / ₁₆	15 ¹ / ₈	9 ¹ / ₄
66-2430OMF	Box	11 ³ / ₄	16 ¹ / ₄	3 ¹ / ₂
	Lat File	26 ⁵ / ₁₆	19 ¹ / ₄	9 ¹ / ₄
66-2472BF	Box	32 ¹ / ₈	16 ¹ / ₄	3 ¹ / ₂
68-2472RMR/LMR	Box	14 ⁵ / ₁₆	15 ³ / ₁₆	3 ¹ / ₂
66-2472RMF/LMF	File	14 ⁵ / ₁₆	15 ³ / ₁₆	9 ¹ / ₄
66-2436MF	Lat File	31 ⁵ / ₁₆	15 ¹ / ₈	9 ¹ / ₄
66-2436LF2	Lat File	32 ⁵ / ₁₆	15 ¹ / ₈	9 ¹ / ₄
66-243OLF2	Box	11 ³ / ₄	16 ¹ / ₄	3 ¹ / ₂
	File	11 ³ / ₄	16 ¹ / ₄	9 ¹ / ₄
	Lat File	31 ⁵ / ₁₆	15 ¹ / ₈	9 ¹ / ₄
66-2418PD2	File	14 ⁵ / ₁₆	15 ³ / ₁₆	9 ¹ / ₄
66-1872WFO				
66-1872WFL/WFR				
66-1872DS2L/DS2R				
66-2418PD1	Box	14 ⁵ / ₁₆	15 ³ / ₁₆	3 ¹ / ₂
66-1872WBO	File	14 ⁵ / ₁₆	15 ³ / ₁₆	9 ¹ / ₄
66-1872WBL/WBR				
66-1872DS1L/DS1R				
66-2415PD2	File	12 ³ / ₁₆	16 ¹ / ₄	9 ¹ / ₄
66-243OL4	Lat File	25 ¹⁵ / ₁₆	16 ¹ / ₈	9 ¹ / ₄
66-243OL2				
66-2472RL/LL	Lat File	31 ⁷ / ₈	15 ¹ / ₈	9 ¹ / ₄
66-2472DL				
66-2436L4				
66-2436L2				
66-1622CD	Center	19	15	1 ¹ / ₄

FILING CAPABILITIES

12 ³/₁₆ x 16 ¹/₄




Letter Front to Back

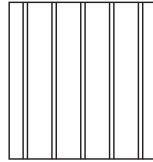


Letter or Legal Side to Side

14 ⁵/₁₆ x 15 ¹/₈




Letter Front to Back

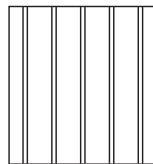


Letter or Legal Side to Side

14 ⁵/₁₆ x 15 ³/₁₆



Letter Front to Back




Letter or Legal Side to Side

25 ¹⁵/₁₆ x 16 ¹/₈

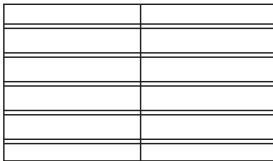


2 Rows Letter Front to Back




1 Row Letter or Legal Side to Side

26 ⁵/₁₆ x 15 ¹/₈



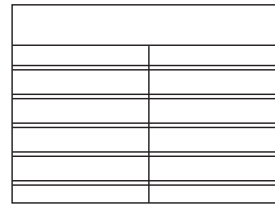
2 Rows Letter Front to Back



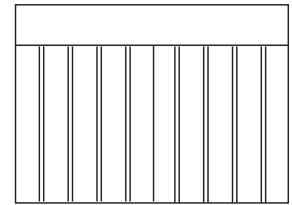
1 Row Letter or Legal Side to Side

FILING CAPABILITIES

26 ⁵/₁₆ x 19 ¹/₄

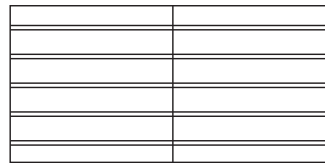


2 Rows Letter Front to Back

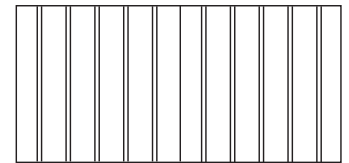


1 Row Letter or Legal Side to Side

31 ⁵/₁₆ x 15 ¹/₈

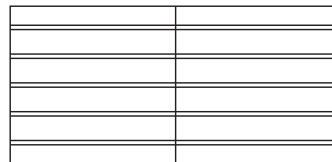


2 Rows Letter or Legal Front to Back

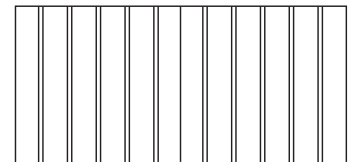


1 Row Letter or Legal Side to Side

31 ⁷/₈ x 15 ¹/₈

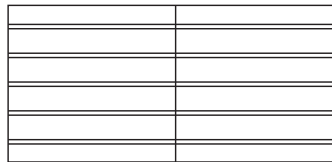


2 Rows Letter or Legal Front to Back

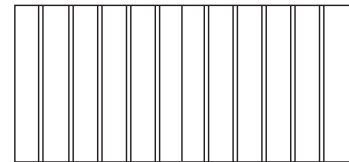


1 Row Letter or Legal Side to Side

32 ⁵/₁₆ x 15 ¹/₈



2 Rows Letter or Legal Front to Back



1 Row Letter or Legal Side to Side

GROMMET LOCATIONS

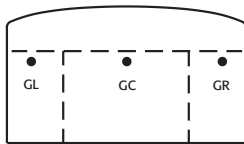
Add upcharge of \$43 list for each grommet.

Specify grommet locations.

- GL - Grommet Left
- GC - Grommet Center
- GR - Grommet Right

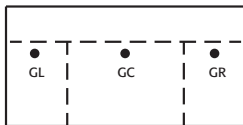
Example: 66-3672DP-GL-GR (Grommet Left, Grommet Right)

Grommets may be ordered in non-standard locations.
 Please call Customer Service to assist with how to order.



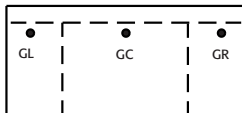
- 68-4872CBLP/CBRP 66-3672BDP
- 68-3672BDPS 66-3672BLP/BRP
- 68-3672BLPS/BRPS
- 68-3672BDPS
- 68-3672BLP/BRP

GL/GR - 9 1/2" from ends, 22 1/2" from user side.
 GC - 22 1/2" from user side.



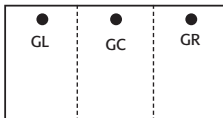
- 68-4272CLP/CRP 66-3672DP
- 68-3672DPS 66-3672LP/RP
- 68-3672LPS/RPS 66-3672SH
- 68-3672LP/RP
- 66-3672TP

GL/GR - 9 1/2" from ends, 22 1/2" from user side.
 GC - 22 1/2" from user side.




- 68-3072DP 66-3072DP
- 68-3066DP 66-3066DP
- 68-3060DP 66-3060DP
- 68-3072LP/RP 66-3072LP/RP
- 68-3066LP/RP 66-3066LP/RP
- 66-3072TP
- 66-3066TP
- 66-3060TP

GL/GR - 6 1/2" from ends, 22 1/2" from user side.
 GC - 22 1/2" from user side.



- 68-2448LF1/RF1 66-2448LF/RF
- 68-2448LF2/RF2 66-2442LF/RF
- 68-2442LF1/RF1 66-2448UF/UFH
- 68-2442LF2/RF2 66-2442UF/UFH

GL/GR - 4" from ends, 20" from user side.
 GC - 20" from user side.



- 66-2472LMR/RMR
- 66-2472LL/RL
- 66-2472RMF/LMF
- 66-2466LL/RL
- 66-2466RMF/LMF

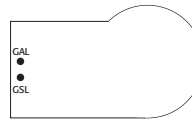
GL/GR - 9 1/2" from ends, 20" from user side.



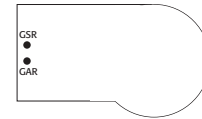
- 68-2472KC 68-2466KC
- 68-2472LC1/RC1 68-2466LC1/RC1
- 68-2472LC2/RC2 68-2466LC2/RC2
- 66-2472KC 66-2466KC
- 66-2472LC/RC 66-2466LC/RC
- 66-2472SH

All 24" Modular Tops, See Page 43

GL/GR - 9 1/2" from ends, 20" from user side.
 GC - 20" from user side.

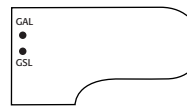
GROMMET LOCATIONS - CONTINUED


- 66-4284PR
- 66-4284TR
- 66-4272PR
- 66-4272TR

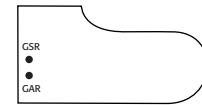


- 66-4284PL
- 66-4284TL
- 66-4272PL
- 66-4272TL

GAL/GSL - 12" from approach or seated side, 4" from end.
 GAR/GSR - 12" from approach or seated side, 4" from end.



- 66-4272EDR



- 66-4272EDL

GAL/GAR - 12" from approach, 4" from end.
 GSL/GSR - 24" from approach, 4" from end.



- 66-3684DUR
- 66-3672DUR
- 66-3066DUR



- 66-3684DUL
- 66-3672DUL
- 66-3684DR
- 66-3672DR
- 66-3066DUL
- 66-3066DR

GAL/GSL - 12" from approach or seated side, 4" from end.
 GAR/GSR - 12" from approach or seated side, 4" from end.

LOCKING HUTCH DOORS

Locking doors are available on standard doors and laminate framed doors.

Size	=	List Upcharge
30" - 42"	=	\$50.00
48" - 78"	=	\$62.00
84" - 108"	=	\$75.00

All doors lock on two and four door hutches.

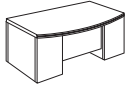
Counting left to right:

- Three door hutches will not lock in the third door panel.
- Five door hutches will not lock in the third door panel.
- Six door hutches will not lock in the third and sixth door panels.

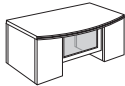
Item	Model No.	W	D	H	K	R	Ship Wt	Cubic Ft	List Price
EXECUTIVE DOUBLE PED DESK BOW TOP	68-3672BDPS	72	36-30	30	40 1/2	-	410	50.04	\$ 1900


Description

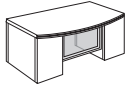
- Bow Top
- Stepped Front
- Letter Width Locking Pedestals
- Full Modesty Standard Available in Optional Colors
- Box/Box/File in Left Pedestal
- File/File in Right Pedestal
- Black Utility Tray for Box Drawer

Options: Specify & Add


66-TMD	Optional Laminate 3/4 Modesty Panel	Included
--------	-------------------------------------	----------

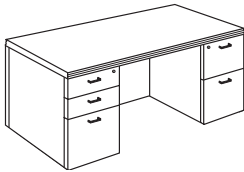


66-TMF	Optional Laminate Framed Acrylic 3/4 Modesty Panel in Select Colors	\$ 181
--------	---	--------

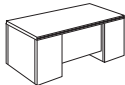


66-TSC	Optional Silver Framed Acrylic 3/4 Modesty Panel	\$ 291
--------	--	--------

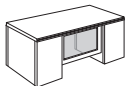
EXECUTIVE DOUBLE PED DESK RECTANGULAR TOP	68-3672DPS	72	36	30	40 1/2	-	425	50.04	\$ 1871
--	------------	----	----	----	--------	---	-----	-------	---------


Description

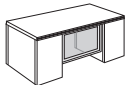
- Stepped Front
- Letter Width Locking Pedestals
- Full Modesty Standard Available in Optional Colors
- Box/Box/File in Left Pedestal
- File/File in Right Pedestal
- Black Utility Tray for Box Drawer

Options: Specify & Add


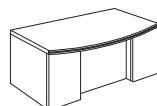
66-TMD	Optional Laminate 3/4 Modesty Panel	Included
--------	-------------------------------------	----------



66-TMF	Optional Laminate Framed Acrylic 3/4 Modesty Panel in Select Colors	\$ 181
--------	---	--------



66-TSC	Optional Silver Framed Acrylic 3/4 Modesty Panel	\$ 291
--------	--	--------



Stepped Front

For ordering options, see back of Canvas Identification card at the beginning of section.

For grommet options, see page 3.


For center drawer options, see page 31.

Item	Model No.	W	D	H	K	R	Ship Wt	Cubic Ft	List Price
EXECUTIVE DOUBLE PED DESK BOW TOP	68-3672BDP	72	36-30	30	40 1/2	9-3	410	50.04	\$ 1823


Description

- Bow Top
- Recessed Front
- Letter Width Locking Pedestals
- Box/Box/File in Left Pedestal
- File/File in Right Pedestal
- Black Utility Tray for Box Drawer

EXECUTIVE DOUBLE PED DESK RECTANGULAR TOP	68-3672DP	72	36	30	40 1/2	9	425	50.04	\$ 1590
	68-3072DP	72	30	30	40 1/2	3	410	43.85	\$ 1536
	68-3066DP	66	30	30	34 1/2	3	390	38.72	\$ 1481
	68-3060DP	60	30	30	28 1/2	3	358	35.31	\$ 1415


Description

- Recessed Front
- Letter Width Locking Pedestals
- Box/Box/File in Left Pedestal
- File/File in Right Pedestal
- Black Utility Tray for Box Drawer



Recessed Front

For ordering options, see back of Canvas Identification card at the beginning of section.

For grommet options, see page 3.

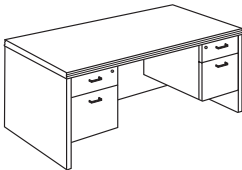
For center drawer options, see page 31.

Item	Model No.	W	D	H	K	R	Ship Wt	Cubic Ft	List Price
EXECUTIVE DOUBLE 3/4 PED DESK BOW TOP	66-3672BDP	72	36-30	30	40 1/2	9-3	360	50.04	\$ 1672

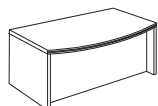

Description

- Bow Top
- Recessed Front
- Letter Width Locking Pedestals
- Box/File in Pedestals
- Black Utility Tray for Box Drawer

EXECUTIVE DOUBLE 3/4 PED DESK RECTANGULAR TOP	66-3672DP	72	36	30	40 1/2	9	375	50.04	\$ 1420
	66-3072DP	72	30	30	40 1/2	3	360	43.85	\$ 1344
	66-3066DP	66	30	30	34 1/2	3	340	38.72	\$ 1313
	66-3060DP	60	30	30	28 1/2	3	308	35.31	\$ 1272


Description

- Recessed Front
- Letter Width Locking Pedestals
- Box/File in Pedestals
- Black Utility Tray for Box Drawer



Recessed Front

For ordering options, see back of Canvas Identification card at the beginning of section.

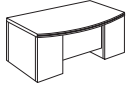
For grommet options, see page 3.

For center drawer options, see page 31.

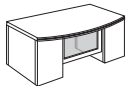
Item	Model No.	W	D	H	K	R	Ship Wt	Cubic Ft	List Price	
EXECUTIVE SINGLE FULL PED DESK BOW TOP	Left Ped									
	Right Ped									
	68-3672BLPS	68-3672BRPS	72	36-30	30	32 1/4	9-3	320	50.04	\$ 1705


Description

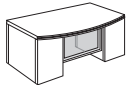
- Bow Top
- Stepped Front
- Letter Width Locking Pedestal
- Full Modesty Standard Available in Optional Colors
- Box/Box/File in Pedestal
- Black Utility Tray for Box Drawer


Options: Specify & Add

66-TMD	Optional Laminate 3/4 Modesty Panel	Included
--------	-------------------------------------	----------




66-TMF	Optional Laminate Framed Acrylic 3/4 Modesty Panel in Select Colors	\$ 181
--------	---	--------

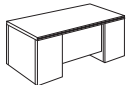


66-TSC	Optional Silver Framed Acrylic 3/4 Modesty Panel	\$ 291
--------	--	--------

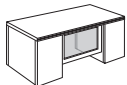
Item	Model No.	W	D	H	K	R	Ship Wt	Cubic Ft	List Price	
EXECUTIVE SINGLE FULL PED DESK RECTANGULAR TOP	Left Ped									
	Right Ped									
	68-3672LPS	68-3672RPS	72	36	30	32 1/4	-	330	50.04	\$ 1478


Description

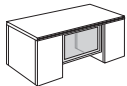
- Stepped Front
- Letter Width Locking Pedestal
- Full Modesty Standard Available in Optional Colors
- Box/Box/File in Pedestal
- Black Utility Tray for Box Drawer


Options: Specify & Add

66-TMD	Optional Laminate 3/4 Modesty Panel	Included
--------	-------------------------------------	----------

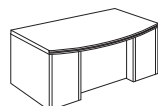


66-TMF	Optional Laminate Framed Acrylic 3/4 Modesty Panel in Select Colors	\$ 181
--------	---	--------



66-TSC	Optional Silver Framed Acrylic 3/4 Modesty Panel	\$ 291
--------	--	--------

All pedestal desks shown as left.



Stepped Front

For ordering options, see back of Canvas Identification card at the beginning of section.

For grommet options, see page 3.


For center drawer options, see page 31.

Item	Model No.	W	D	H	K	R	Ship Wt	Cubic Ft	List Price	
EXECUTIVE SINGLE FULL PED DESK BOW TOP	Left Ped									
	Right Ped									
	68-3672BLP	72	36-30	30	32 1/4	9-3	320	50.04	\$ 1607	


Description

- Bow Top
- Recessed Front
- Letter Width Locking Pedestal
- Box/Box/File in Pedestal
- Black Utility Tray for Box Drawer

EXECUTIVE SINGLE FULL PED DESK RECTANGULAR TOP	Left Ped	Right Ped								
	68-3672LP	68-3672RP	72	36	30	32 1/4	9	330	50.04	\$ 1352
	68-3072LP	68-3072RP	72	30	30	32 1/4	3	210	43.00	\$ 1332
	68-3066LP	68-3066RP	66	30	30	26 1/4	3	160	38.72	\$ 1277


Description

- Recessed Front
- Letter Width Locking Pedestal
- Box/Box/File in Pedestal
- Black Utility Tray for Box Drawer

All pedestal desks shown as left.




Recessed Front

For ordering options, see back of Canvas Identification card at the beginning of section.

For grommet options, see page 3.

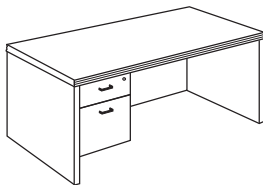
For center drawer options, see page 31.

Item	Model No.	W	D	H	K	R	Ship Wt	Cubic Ft	List Price	
EXECUTIVE SINGLE 3/4 PED DESK BOW TOP	Left Ped									
	Right Ped									
	66-3672BLP	66-3672BRP	72	36-30	30	32 1/4	9-3	305	50.04	\$ 1423


Description

- Bow Top
- Recessed Front
- Letter Width Locking Pedestal
- Box/File in Pedestal
- Black Utility Tray for Box Drawer

EXECUTIVE SINGLE 3/4 PED DESK RECTANGULAR TOP	Left Ped	Right Ped	W	D	H	K	R	Ship Wt	Cubic Ft	List Price
		66-3672LP	66-3672RP	72	36	30	32 1/4	9	305	50.04
	66-3072LP	66-3072RP	72	30	30	32 1/4	3	180	43.00	\$ 1140
	66-3066LP	66-3066RP	66	30	30	26 1/4	3	150	38.72	\$ 1058


Description

- Recessed Front
- Rectangular Top
- Letter Width Locking Pedestal
- Box/File in Pedestal
- Black Utility Tray for Box Drawer

All pedestal desks shown as left.



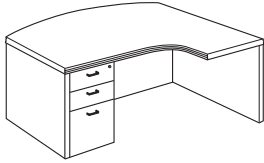
Recessed Front

For ordering options, see back of Canvas Identification card at the beginning of section.

For grommet options, see page 3.

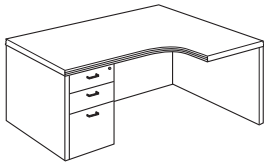
For center drawer options, see page 31.

Item	Model No.	W	D	H	K	R	Ship Wt	Cubic Ft	List Price	
EXECUTIVE CURVED SINGLE FULL PED DESK BOW TOP	Left Ped									
	Right Ped									
	68-4872CBLP	68-4872CBRP	72	48-30	30	-	-	365	68.50	\$ 1827


Description

- Bow Top
- Recessed Front
- Letter Width Locking Pedestal
- Box/Box/File in Pedestal
- Black Utility Tray for Box Drawer

Item	Model No.	W	D	H	K	R	Ship Wt	Cubic Ft	List Price	
EXECUTIVE CURVED SINGLE FULL PED DESK RECTANGULAR TOP	Left Ped									
	Right Ped									
	68-4272CLP	68-4272CRP	72	42-30	30	-	-	350	65.80	\$ 1731


Description

- Rectangular Top
- Recessed Front
- Letter Width Locking Pedestal
- Box/Box/File in Pedestal
- Black Utility Tray for Box Drawer

All pedestal desks shown as left.

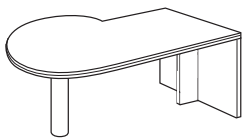

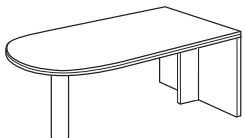



Recessed Front

For ordering options, see back of Canvas Identification card at the beginning of section.

For grommet options, see page 3.

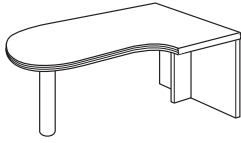
For center drawer options, see page 31.

Item	Model No.	W	D	H	K	R	Ship Wt	Cubic Ft	List Price		
P-TOP CYLINDER BASE	Left Top	Right Top									
	66-4284PL	66-4284PR	84	42-36	30	-	-	161	59.80	\$ 1527	
 	66-4272PL	66-4272PR	72	42-36	30	-	-	161	59.80	\$ 1400	
	Description										
	<ul style="list-style-type: none"> • End Panel Support • Black Metal Cylinder Base - 4 1/2" Diameter 										
	Options: Specify & Add								84"	72"	
	66-ALEG	Optional Aluminum Cylinder Base - 4 1/2" Diameter							Included	Included	
	66-FMD	Optional Full Modesty Panel							\$ 51	\$ 46	
	66-HMD	Optional Half Modesty Panel							\$ 97	\$ 87	
	66-HMF	Optional Laminate Framed Acrylic Half Modesty Panel in Select Colors							\$ 266	\$ 238	
	66-HSC	Optional Metallic Framed Acrylic Half Modesty Panel							\$ 322	\$ 288	
	D-TOP CYLINDER BASE	Left Top	Right Top								
66-3684DUL		66-3684DUR	84	36	30	-	-	187	60.50	\$ 1371	
 	66-3672DUL	66-3672DUR	72	36	30	-	-	160	50.04	\$ 1167	
	66-3084DUL	66-3084DUR	84	30	30	-	-	190	51.00	\$ 1329	
	66-3072DUL	66-3072DUR	72	30	30	-	-	160	44.00	\$ 1131	
	66-3066DUL	66-3066DUR	66	30	30	-	-	146	40.00	\$ 1080	
	Description										
	<ul style="list-style-type: none"> • End Panel Support • Black Metal Cylinder Base - 4 1/2" Diameter 										
	Options: Specify & Add								84"	72"	66"
	66-ALEG	Optional Aluminum Cylinder Base - 4 1/2" Diameter							Included	Included	Included
	66-FMD	Optional Full Modesty Panel							\$ 51	\$ 46	\$ 41
	66-HMD	Optional Half Modesty Panel							\$ 97	\$ 87	\$ 78
66-HMF	Optional Laminate Framed Acrylic Half Modesty Panel in Select Colors							\$ 266	\$ 238	\$ 212	
66-HSC	Optional Metallic Framed Acrylic Half Modesty Panel							\$ 322	\$ 288	\$ 257	

For ordering options, see back of Canvas Identification card at the beginning of section.

For grommet options, see page 3.

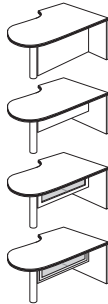
Item	Model No.	W	D	H	K	R	Ship Wt	Cubic Ft	List Price	
EXTENDED D-TOP CYLINDER BASE	Left Top									
	Right Top									
	66-4272EDL	66-4272EDR	72	42-30	30	-	-	163	58.00	\$ 1178


Description

- End Panel Support
- Black Metal Cylinder Base - 4 1/2" Diameter

Option: Specify & Add

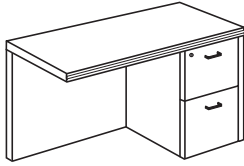
66-ALEG	Optional Aluminum Cylinder Base - 4 1/2" Diameter	Included
66-FMD	Optional Full Modesty Panel	\$ 46
66-HMD	Optional Half Modesty Panel	\$ 87
66-HMF	Optional Laminate Framed Acrylic Half Modesty Panel in Select Colors	\$ 238
66-HSC	Optional Metallic Framed Acrylic Half Modesty Panel	\$ 288



For ordering options, see back of Canvas Identification card at the beginning of section.

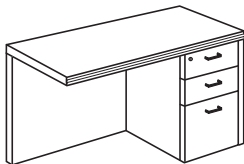
For grommet options, see page 3.

Item	Model No.	W	D	H	K	R	Ship Wt	Cubic Ft	List Price	
EXECUTIVE FULL PEDESTAL RETURN FILE/FILE	Left Ped	Right Ped								
	68-2448LF2	68-2448RF2	48	24	30	32 1/4	-	151	23.10	\$ 879
	68-2442LF2	68-2442RF2	42	24	30	26 1/4	-	133	20.40	\$ 842


Description

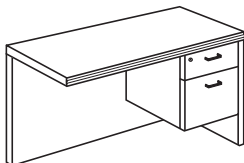
- Letter Width Locking Pedestal
- File/File in Pedestal
- Grommet in Back Panel
- Grain Direction Runs Front to Back on Worksurface

Item	Model No.	W	D	H	K	R	Ship Wt	Cubic Ft	List Price	
EXECUTIVE FULL PEDESTAL RETURN BOX/BOX/FILE	Left Ped	Right Ped								
	68-2448LF1	68-2448RF1	48	24	30	32 1/4	-	151	23.10	\$ 879
	68-2442LF1	68-2442RF1	42	24	30	26 1/4	-	133	20.40	\$ 842


Description

- Letter Width Locking Pedestal
- Box/Box/File in Pedestal
- Grommet in Back Panel
- Grain Direction Runs Front to Back on Worksurface

Item	Model No.	W	D	H	K	R	Ship Wt	Cubic Ft	List Price	
EXECUTIVE 3/4 PEDESTAL RETURN BOX/FILE	Left Ped	Right Ped								
	66-2448LF	66-2448RF	48	24	30	32 1/4	-	125	23.10	\$ 812
	66-2442LF	66-2442RF	42	24	30	26 1/4	-	110	20.40	\$ 734


Description

- Letter Width Locking Pedestal
- Box/File in Pedestal
- Grommet in Back Panel
- Grain Direction Runs Front to Back on Worksurface

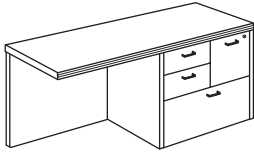
All returns shown as right.

For ordering options, see back of Canvas Identification card at the beginning of section.

For grommet options, see page 3.

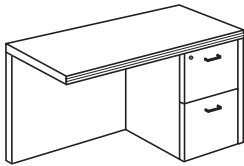
For center drawer options, see page 31.

Item	Model No.	W	D	H	K	R	Ship Wt	Cubic Ft	List Price	
EXECUTIVE MULTI-FILE RETURN BOX/BOX/FILE/LATERAL	Left Ped	Right Ped								
	66-2472LMR	66-2472RMR	72	24	30	36	-	280	33.60	\$ 1665


Description

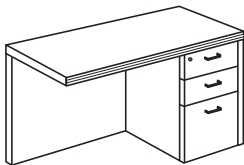
- Locking File Drawers Only
- Box/Box/File/Lateral in Pedestal
- Grommet in Back Panel

EXTENDED FULL PEDESTAL RETURN FILE/FILE	Left Ped	Right Ped								
	68-4824LF2	68-4824RF2	48	24	30	32 1/4	-	151	23.10	\$ 879
	68-4224LF2	68-4224RF2	42	24	30	26 1/4	-	133	20.40	\$ 842


Description

- Letter Width Locking Pedestal
- File/File in Pedestal
- Grommet in Back Panel
- Grain Direction Runs Side to Side on Worksurface
- For Use with Extended Corner Units and Standard Corner Units

EXTENDED FULL PEDESTAL RETURN BOX/BOX/FILE	Left Ped	Right Ped								
	68-4824LF1	68-4824RF1	48	24	30	32 1/4	-	151	23.10	\$ 879
	68-4224LF1	68-4224RF1	42	24	30	26 1/4	-	133	20.40	\$ 842


Description

- Letter Width Locking Pedestal
- Box/Box/File in Pedestal
- Grommet in Back Panel
- Grain Direction Runs Side to Side on Worksurface
- For Use with Extended Corner Units

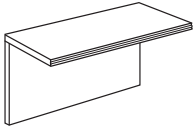
All returns shown as right.

For ordering options, see back of Canvas Identification card at the beginning of section.

For grommet options, see page 3.

For center drawer options, see page 31.

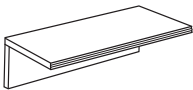
Item	Model No.	W	D	H	K	R	Ship Wt	Cubic Ft	List Price
EXECUTIVE BRIDGE FULL MODESTY	66-2448UF	48	24	30	48	-	82	5.30	\$ 401
	66-2442UF	42	24	30	42	-	68	4.70	\$ 386


Description

- Grommet in Back Panel
- Grain Direction Runs Front to Back on Worksurface
- Hinged Back Panel

NOTE: Keyboards can not be factory installed.

EXECUTIVE BRIDGE HALF MODESTY	66-2448UFH	48	24	30	48	-	78	5.25	\$ 378
	66-2442UFH	42	24	30	42	-	74	4.62	\$ 363

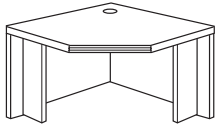

Description

- Grain Direction Runs Front to Back on Worksurface
- Hinged Back Panel

NOTE: Keyboards can not be factory installed.

For ordering options, see back of Canvas Identification card at the beginning of section.

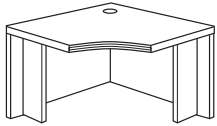
Item	Model No.	W	D	H	K	R	Ship Wt	Cubic Ft	List Price
CORNER UNIT	66-4242CU	42	42	30	25 7/16	-	145	34.45	\$ 856
	66-3636CU	36	36	30	17	-	109	26.30	\$ 712


Description

- Freestanding Support Unit
- Connects to 24" Deep Worksurfaces
- Grommet in Top

NOTE: Not all keyboards will fit the 66-3636CU. Recommended keyboards are 1-KCWR, 1-KCPR and 1-KC.

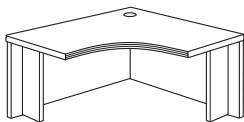
CURVED CORNER UNIT	66-4242CCU	42	42	30	25 7/16	-	145	34.45	\$ 1060
	66-3636CCU	36	36	30	17	-	109	26.30	\$ 916


Description

- Freestanding Support Unit
- Connects to 24" Deep Worksurfaces
- Grommet in Top

NOTE: Not all keyboards will fit the 66-3636CCU. Recommended keyboards are 1-KCWR, 1-KCPR and 1-KC.

EXTENDED CORNER UNIT	Left Unit	Right Unit	W	D	H	K	R	Ship Wt	Cubic Ft	List Price
		66-4854ECCL	66-4854ECCR	48	54	30	-	-	174	41.10

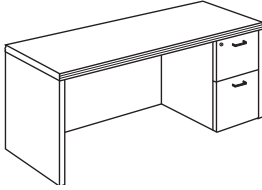

Description

- Grain Direction Runs Front to Back on Worksurface

For ordering options, see back of Canvas Identification card at the beginning of section.

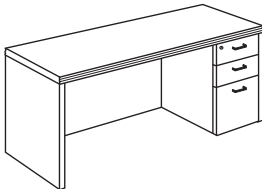
For grommet options, see page 3.

Item	Model No.	W	D	H	K	R	Ship Wt	Cubic Ft	List Price	
EXECUTIVE FULL PEDESTAL CREDENZA FILE/FILE	Left Ped	Right Ped								
	68-2472LC2	68-2472RC2	72	24	30	32 1/4	-	199	35.60	\$ 1106
	68-2466LC2	68-2466RC2	66	24	30	26 1/4	-	182	32.70	\$ 1095


Description

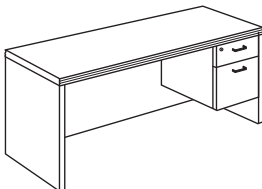
- Letter Width Locking Pedestal
- File/File in Pedestal
- Grommet in Back Panel

Item	Model No.	W	D	H	K	R	Ship Wt	Cubic Ft	List Price	
EXECUTIVE FULL PEDESTAL CREDENZA BOX/BOX/FILE	Left Ped	Right Ped								
	68-2472LC1	68-2472RC1	72	24	30	32 1/4	-	199	35.60	\$ 1106
	68-2466LC1	68-2466RC1	66	24	30	26 1/4	-	182	32.70	\$ 1095


Description

- Letter Width Locking Pedestal
- Box/Box/File in Pedestal
- Grommet in Back Panel

Item	Model No.	W	D	H	K	R	Ship Wt	Cubic Ft	List Price	
EXECUTIVE 3/4 PEDESTAL CREDENZA BOX/FILE	Left Ped	Right Ped								
	66-2472LC	66-2472RC	72	24	30	32 1/4	-	242	35.60	\$ 995
	66-2466LC	66-2466RC	66	24	30	26 1/4	-	170	32.7	\$ 971


Description


- Letter Width Locking Pedestal
- Box/File in Pedestal
- Grommet in Back Panel

All credenzas shown as right.

For ordering options, see back of Canvas Identification card at the beginning of section.


For grommet options, see page 3.

Item	Model No.	W	D	H	K	R	Ship Wt	Cubic Ft	List Price	
EXECUTIVE FULL PEDESTAL CREDENZA LATERAL/LATERAL	Left Ped	Right Ped								
	66-2472LL	66-2472RL	72	24	30	12	-	277	35.60	\$ 1454
	66-2466LL	66-2466RL	66	24	30	6	-	264	32.70	\$ 1434


Description

- Central Locking
- Two Lateral File Drawers Provide Legal or Letter Filing Front to Back or Side to Side
- Grommet in Back Panel

Item	Model No.	W	D	H	K	R	Ship Wt	Cubic Ft	List Price	
EXECUTIVE MULTI-FILE PEDESTAL CREDENZA BOX/BOX/FILE/LATERAL	Left Ped	Right Ped								
	66-2472LMF	66-2472RMF	72	24	30	12	-	277	35.60	\$ 1525
	66-2466LMF	66-2466RMF	66	24	30	6	-	264	32.70	\$ 1505


Description

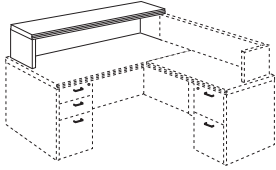
- Locking File Drawers Only
- Box/Box/File/Lateral in Pedestal
- Grommet in Back Panel

All credenzas shown as right.

For ordering options, see back of Canvas Identification card at the beginning of section.

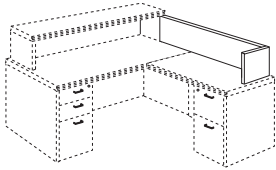
For grommet options, see page 3.

Item	Model No.	W	D	H	K	R	Ship Wt	Cubic Ft	List Price
TRANSACTION RISER FOR DESKS/CREDENZAS	66-1272TR For use with 72" wide worksurfaces	72	12	13	-	-	60	9.90	\$ 522
	66-1266TR For use with 66" wide worksurfaces	66	12	13	-	-	52	9.90	\$ 508


Description

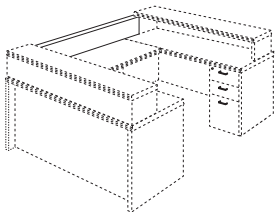
- Freestanding Riser for Desks or Credenzas
- May Be Used in Conjunction with Return Risers or Bridge Risers

TRANSACTION RISER FOR RETURNS	Left Ped	Right Ped	W	D	H	K	R	Ship Wt	Cubic Ft	List Price
	66-1272LU For use with 36" desks and 48" returns	66-1272RU	72	12	12	-	-	40	9.90	\$ 417
66-1266LU For use with 30" desks and 48" returns	66-1266RU	66	12	12	-	-	35	9.90	\$ 406	


Description

- Must Be Used in Conjunction with a Desk Riser

TRANSACTION RISER FOR BRIDGES	66-1284BP For use with 36" desks, 48" bridge and credenza	84	1	12	-	-	47	2.00	\$ 276
----------------------------------	--	----	---	----	---	---	----	------	--------

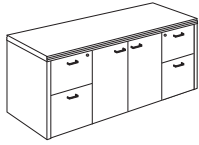

Description

- Must Be Used in Conjunction with Two Desk/Credenza Risers

For ordering options, see back of Canvas Identification card at the beginning of section.


For grommet options, see page 3.

Item	Model No.	W	D	H	K	R	Ship Wt	Cubic Ft	List Price
STORAGE CREDENZA FULL PEDESTAL	68-2472SC	72	24	30	-	-	285	35.60	\$ 1671
	68-2466SC	66	24	30	-	-	261	32.70	\$ 1603


Description

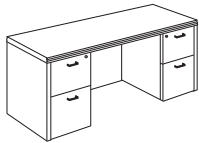
- Letter Width Locking Pedestals
- File/File in Both Pedestals
- Fixed Storage Shelf Behind Doors

STORAGE CREDENZA 3/4 PEDESTAL	66-2472SC	72	24	30	-	-	262	35.60	\$ 1499
	66-2466SC	66	24	30	-	-	240	32.70	\$ 1400


Description

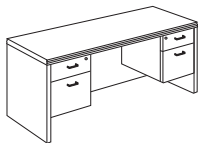
- Letter Width Locking Pedestals
- Box/File in Both Pedestals

KNEESPACE CREDENZA FULL PEDESTAL	68-2472KC	72	24	30	39	-	240	35.60	\$ 1547
	68-2466KC	66	24	30	33	-	220	32.70	\$ 1438


Description

- Letter Width Locking Pedestals
- File/File in Both Pedestals
- Grommet in Back Panel


KNEESPACE CREDENZA 3/4 PEDESTAL	66-2472KC	72	24	30	39	-	227	35.60	\$ 1373
	66-2466KC	66	24	30	33	-	208	32.70	\$ 1247


Description

- Letter Width Locking Pedestals
- Box/File in Both Pedestals
- Grommet in Back Panel

For ordering options, see back of Canvas Identification card at the beginning of section.

Item	Model No.	W	D	H	K	R	Ship Wt	Cubic Ft	List Price
DOUBLE LATERAL CREDENZA	66-2472DL	72	24	30	-	-	360	35.70	\$ 2012


Description

- Dual Locking
- File Drawers Provide Legal or Letter Filing
- 1/4" Thick Drawer Bottoms Allow for Storage Applications

FOUR DRAWER LATERAL FILE	66-2436L4	36	24	54 1/2	-	-	312	32.60	\$ 1731
	66-2430L4	30	24	54 1/2	-	-	260	27.52	\$ 1649


Description

- Central Locking
- Anti-Tilt System
- File Drawers Provide Legal or Letter Filing Front to Back or Side to Side
- 1/4" Thick Drawer Bottoms Allow for Storage Applications

TWO DRAWER LATERAL FILE	66-2436L2	36	24	30	-	-	184	18.30	\$ 915
	66-2430L2	30	24	30	-	-	153	15.60	\$ 869


Description

- Central Locking
- Anti-Tilt System
- File Drawers Provide Legal or Letter Filing Front to Back or Side to Side
- 1/4" Thick Drawer Bottoms Allow for Storage Applications

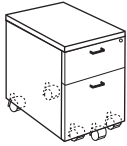
For ordering options, see back of Canvas Identification card at the beginning of section.

Item	Model No.	W	D	H	K	R	Ship Wt	Cubic Ft	List Price
MULTI-FILE	66-2436MF	36	24	30	-	-	184	18.30	\$ 984


Description

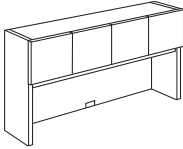
- Upper Section - Box/Box/File
- Lower Section - Lateral File
- Locking File Drawers
- One Lateral File Drawer Provides Legal or Letter Filing

MOBILE PEDESTAL	66-1519MP	15 ³ / ₄	19	23	-	-	85	8.96	\$ 703
-----------------	-----------	--------------------------------	----	----	---	---	----	------	--------


Description

- Letter Width Locking Pedestal
- Box/File in Pedestal
- Casters Allow for Easy Moving
- Fits Underneath 30" H Worksurface

For ordering options, see back of Canvas Identification card at the beginning of section.

Item	Model No.	W	D	H	K	R	Ship Wt	Cubic Ft	List Price
WOOD DOOR SURFACE MOUNT HUTCHES 	66-15108HU Six Doors	108	15	40 7/8	-	-	206	50.40	\$ 1837
	66-15102HU Six Doors	102	15	40 7/8	-	-	195	47.70	\$ 1760
	66-1596HU Six Doors	96	15	40 7/8	-	-	184	44.90	\$ 1732
	66-1590HU Five Doors	90	15	40 7/8	-	-	172	42.20	\$ 1619
	66-1584HU Five Doors	84	15	40 7/8	-	-	160	39.40	\$ 1395
	66-1578HU Four Doors	78	15	40 7/8	-	-	148	36.70	\$ 1362
	66-1572HU Four Doors	72	15	40 7/8	-	-	201	34.10	\$ 1148
	66-1566HU Four Doors	66	15	40 7/8	-	-	184	32.10	\$ 1107

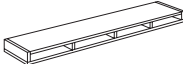
Description

- Wire Management Grommets are Standard for Both Tasklights and Keyboards
- Component Hutch Tops with Profiles, See Page 29
- Optional Locking Available on Select Door Options, See Page 3

Options: Specify & Add

1-AD	Silver Framed Frosted Acrylic Doors	\$66 per Door
------	-------------------------------------	---------------

1-MF	Laminate Framed Frosted Acrylic Doors in Select Colors	\$66 per Door
------	--	---------------

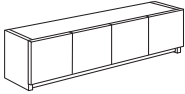
Item	Model No.	W	D	H	K	R	Ship Wt	Cubic Ft	List Price
OPTIONAL PAPER SLOTS FOR SURFACE MOUNT HUTCHES 	66-11106PS Six Slots	106 1/2	11 7/8	5 1/4	-	-	62	4.73	\$ 349
	66-11100PS Six Slots	100 1/2	11 7/8	5 1/4	-	-	59	4.46	\$ 341
	66-1194PS Six Slots	94 1/2	11 7/8	5 1/4	-	-	55	4.20	\$ 329
	66-1188PS Five Slots	88 1/2	11 7/8	5 1/4	-	-	52	3.94	\$ 315
	66-1182PS Five Slots	82 1/2	11 7/8	5 1/4	-	-	49	3.67	\$ 302
	66-1176PS Four Slots	76 1/2	11 7/8	5 1/4	-	-	45	3.41	\$ 294
	66-1170PS Four Slots	70 1/2	11 7/8	5 1/4	-	-	42	3.14	\$ 274
	66-1164PS Four Slots	64 1/2	11 7/8	5 1/4	-	-	38	2.88	\$ 262

Description

- Optional Paper Slot for Surface Mount Hutches
- Ships Factory Installed

For ordering options, see back of Canvas Identification card at the beginning of section.

For tackboard and tasklights, see page 59.

Item	Model No.	W	D	H	K	R	Ship Wt	Cubic Ft	List Price
WOOD DOOR WALL MOUNT HUTCHES 	66-15108WD Six Doors	108	15	17 ³ / ₁₆	-	-	281	55.10	\$ 1653
	66-15102WD Six Doors	102	15	17 ³ / ₁₆	-	-	265	60.70	\$ 1583
	66-1596WD Six Doors	96	15	17 ³ / ₁₆	-	-	249	57.20	\$ 1559
	66-1590WD Five Doors	90	15	17 ³ / ₁₆	-	-	233	53.70	\$ 1457
	66-1584WD Five Doors	84	15	17 ³ / ₁₆	-	-	217	50.20	\$ 1256
	66-1578WD Four Doors	78	15	17 ³ / ₁₆	-	-	201	28.30	\$ 1226
	66-1572WD Four Doors	72	15	17 ³ / ₁₆	-	-	185	43.20	\$ 1031
	66-1566WD Four Doors	66	15	17 ³ / ₁₆	-	-	170	22.00	\$ 995
	66-1560WD Four Doors	60	15	17 ³ / ₁₆	-	-	155	20.10	\$ 979
	66-1554WD Three Doors	54	15	17 ³ / ₁₆	-	-	140	18.10	\$ 911
	66-1548WD Three Doors	48	15	17 ³ / ₁₆	-	-	124	16.20	\$ 842
	66-1542WD Two Doors	42	15	17 ³ / ₁₆	-	-	109	12.30	\$ 631
	66-1536WD Two Doors	36	15	17 ³ / ₁₆	-	-	93	12.30	\$ 550
	66-1530WD Two Doors	30	15	17 ³ / ₁₆	-	-	77	9.10	\$ 477

Description

- Storage Behind Doors
- Component Hutch Tops with Profiles, See Page 29
- Optional Locking Available on Select Door Options, See Page 3

Options: Specify & Add

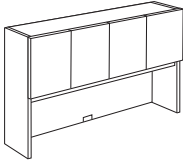
1-AD	Silver Framed Frosted Acrylic Doors	\$66 per Door
------	-------------------------------------	---------------

1-MF	Laminate Framed Frosted Acrylic Doors in Select Colors	\$66 per Door
------	--	---------------

NOTE: Indiana Furniture will not be liable for wall mount hutches that are not properly installed.

For ordering options, see back of Canvas Identification card at the beginning of section.

For tackboard and tasklights, see page 59.

Item	Model No.	W	D	H	K	R	Ship Wt	Cubic Ft	List Price
TALL SURFACE MOUNT DOOR HUTCHES 	66-15108THU Six Doors	108	15	52 7/8	-	-	313	64.20	\$ 2101
	66-15102THU Six Doors	102	15	52 7/8	-	-	296	60.70	\$ 2035
	66-1596THU Six Doors	96	15	52 7/8	-	-	278	57.70	\$ 1998
	66-1590THU Five Doors	90	15	52 7/8	-	-	260	53.70	\$ 1897
	66-1584THU Five Doors	84	15	52 7/8	-	-	243	50.20	\$ 1697
	66-1578THU Four Doors	78	15	52 7/8	-	-	226	46.70	\$ 1664
	66-1572THU Four Doors	72	15	52 7/8	-	-	264	43.30	\$ 1462
	66-1566THU Four Doors	66	15	52 7/8	-	-	242	39.70	\$ 1415

Description

- One Fixed Shelf Behind Doors
- Wire Management Grommets are Standard for Both Tasklights and Keyboards
- Component Hutch Tops with Profiles, See Page 29
- Optional Locking Available on Select Door Options, See Page 3
- Optional Paperslots, See Page 23

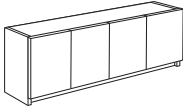
Options: Specify & Add

1-AD	Silver Framed Frosted Acrylic Doors	\$147 per Door
1-MF	Laminate Framed Frosted Acrylic Doors in Select Colors	\$147 per Door



For ordering options, see back of Canvas Identification card at the beginning of section.

For tackboard and tasklights, see page 59-60.

Item	Model No.	W	D	H	K	R	Ship Wt	Cubic Ft	List Price
TALL WALL MOUNT DOOR HUTCHES 	66-15108TWD Six Doors	108	15	29 3/16	-	-	178	19.40	\$ 1944
	66-15102TWD Six Doors	102	15	29 3/16	-	-	168	18.30	\$ 1899
	66-1596TWD Six Doors	96	15	29 3/16	-	-	158	17.30	\$ 1824
	66-1590TWD Five Doors	90	15	29 3/16	-	-	148	16.20	\$ 1660
	66-1584TWD Five Doors	84	15	29 3/16	-	-	138	15.20	\$ 1561
	66-1578TWD Four Doors	78	15	29 3/16	-	-	128	14.10	\$ 1531
	66-1572TWD Four Doors	72	15	29 3/16	-	-	118	13.10	\$ 1348
	66-1566TWD Four Doors	66	15	29 3/16	-	-	105	12.00	\$ 1290
	66-1560TWD Four Doors	60	15	29 3/16	-	-	96	11.00	\$ 1226
	66-1554TWD Three Doors	54	15	29 3/16	-	-	87	9.90	\$ 1132
	66-1548TWD Three Doors	48	15	29 3/16	-	-	77	8.90	\$ 1058
	66-1542TWD Two Doors	42	15	29 3/16	-	-	67	7.80	\$ 858
	66-1536TWD Two Doors	36	15	29 3/16	-	-	58	6.70	\$ 809
	66-1530TWD Two Doors	30	15	29 3/16	-	-	48	5.60	\$ 758

Description

- One Fixed Shelf Behind Doors
- Wire Management Grommets are Standard for Both Tasklights and Keyboards
- Component Hutch Tops with Profiles, See Page 29
- Optional Locking Available on Select Door Options, See Page 3

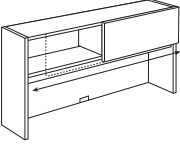
Options: Specify & Add

1-AD	Silver Framed Frosted Acrylic Doors	\$147 per Door
------	-------------------------------------	----------------

1-MF	Laminate Framed Frosted Acrylic Doors in Select Colors	\$147 per Door
------	--	----------------

NOTE: Indiana Furniture will not be liable for wall mount hutches that are not properly installed.

For ordering options, see back of Canvas Identification card at the beginning of section.

Item	Model No.	W	D	H	K	R	Ship Wt	Cubic Ft	List Price
SURFACE MOUNT SLIDING DOOR HUTCHES 	66-15108SHU Two Doors	108	15	40 7/8	-	-	313	64.20	\$ 2131
	66-15102SHU Two Doors	102	15	40 7/8	-	-	296	60.70	\$ 1980
	66-1596SHU Two Doors	96	15	40 7/8	-	-	278	57.70	\$ 1885
	66-1590SHU Two Doors	90	15	40 7/8	-	-	260	53.70	\$ 1841
	66-1584SHU Two Doors	84	15	40 7/8	-	-	243	50.20	\$ 1582
	66-1578SHU One Door	78	15	40 7/8	-	-	226	46.70	\$ 1514
	66-1572SHU One Door	72	15	40 7/8	-	-	264	43.30	\$ 1327
	66-1566SHU One Door	66	15	40 7/8	-	-	242	39.70	\$ 1287

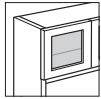
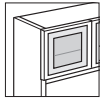
Description

- Wire Management Grommets are Standard for Both Tasklights and Keyboards
- Optional Hutch Tops with Profiles, See Page 29
- Optional Paperslots, See Page 23

Options: Specify & Add

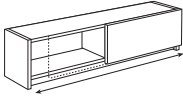
1-AD	Silver Framed Frosted Acrylic Doors	\$189 per Door
------	-------------------------------------	----------------

1-MF	Laminate Framed Frosted Acrylic Doors in Select Colors	\$189 per Door
------	--	----------------



For ordering options, see back of Canvas Identification card at the beginning of section.

For tackboard and tasklights, see page 59.

Item	Model No.	W	D	H	K	R	Ship Wt	Cubic Ft	List Price
WALL MOUNT SLIDING DOOR HUTCHES 	66-15108SWD Two Doors	108	15	17 ³ / ₁₆	-	-	281	55.10	\$ 1971
	66-15102SWD Two Doors	102	15	17 ³ / ₁₆	-	-	265	60.70	\$ 1876
	66-1596SWD Two Doors	96	15	17 ³ / ₁₆	-	-	249	57.20	\$ 1795
	66-1590SWD Two Doors	90	15	17 ³ / ₁₆	-	-	233	53.70	\$ 1681
	66-1584SWD Two Doors	84	15	17 ³ / ₁₆	-	-	217	50.20	\$ 1527
	66-1578SWD One Door	78	15	17 ³ / ₁₆	-	-	201	28.30	\$ 1454
	66-1572SWD One Door	72	15	17 ³ / ₁₆	-	-	185	43.20	\$ 1349
	66-1566SWD One Door	66	15	17 ³ / ₁₆	-	-	170	22.00	\$ 1296

Description

- Optional Hutch Tops with Profiles, See Page 29

Options: Specify & Add

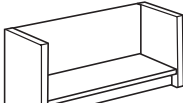
1-AD	Silver Framed Frosted Acrylic Doors	\$189 per Door
------	-------------------------------------	----------------

1-MF	Laminate Framed Frosted Acrylic Doors in Select Colors	\$189 per Door
------	--	----------------

NOTE: Indiana Furniture will not be liable for wall mount hutches that are not properly installed.

For ordering options, see back of Canvas Identification card at the beginning of section.


For tackboard and tasklights, see page 59.

Item	Model No.	W	D	H	K	R	Ship Wt	Cubic Ft	List Price
OPEN STORAGE WALL MOUNT HUTCH 	66-1542WN	42	15	17 ³ / ₁₆	-	-	55	7.80	\$ 602
	66-1536WN	36	15	17 ³ / ₁₆	-	-	42	6.70	\$ 524
	66-1530WN	30	15	17 ³ / ₁₆	-	-	36	5.60	\$ 457

Description

- Open Shelf Storage

NOTE: Indiana Furniture will not be liable for wall mount hutches that are not properly installed.

Item	Model No.	W	D	H	K	R	Ship Wt	Cubic Ft	List Price
COMPONENT TOP FOR 15" DEEP HUTCHES & BOOKCASES 	66-15108HT	108	15	1	-	-	67	5.70	\$ 349
	66-15102HT	102	15	1	-	-	63	5.40	\$ 341
	66-1596HT	96	15	1	-	-	61	5.10	\$ 329
	66-1590HT	90	15	1	-	-	57	4.80	\$ 315
	66-1584HT	84	15	1	-	-	53	4.50	\$ 302
	66-1578HT	78	15	1	-	-	50	4.20	\$ 294
	66-1572HT	72	15	1	-	-	48	3.90	\$ 274
	66-1566HT	66	15	1	-	-	42	3.50	\$ 262
	66-1560HT	60	15	1	-	-	38	3.20	\$ 255
	66-1554HT	54	15	1	-	-	34	2.90	\$ 250
	66-1548HT	48	15	1	-	-	30	2.60	\$ 244
	66-1542HT	42	15	1	-	-	27	2.30	\$ 236
	66-1536HT	36	15	1	-	-	23	2.00	\$ 227
	66-1530HT	30	15	1	-	-	11	1.00	\$ 220

Description

- Provides an Edge Profile on Overhead Units While Giving Multiple Overhead Units a Cohesive Appearance
- Profiled on Front Edge Only
- Not Intended for Open Hutches

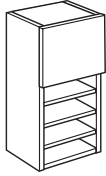
For ordering options, see back of Canvas Identification card at the beginning of section.

Item	Model No.	W	D	H	K	R	Ship Wt	Cubic Ft	List Price
------	-----------	---	---	---	---	---	---------	----------	------------

STORAGE TOWER

Hinged Left	Hinged Right
-------------	--------------

66-1518HL1	66-1518HR1	18	15	40 7/8	-	-	78	8.60	\$ 639
------------	------------	----	----	--------	---	---	----	------	--------


Description

- Storage Behind Door in Upper Section
- Three Adjustable Shelves

Options: Specify & Add

1-AD	Silver Framed Frosted Acrylic Doors	\$ 66
------	-------------------------------------	-------

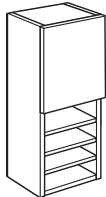


1-MF	Laminate Framed Frosted Acrylic Doors in Select	\$ 66
------	---	-------


TALL STORAGE TOWER

Hinged Left	Hinged Right
-------------	--------------

66-1518THL1	66-1518THR1	18	15	52 7/8	-	-	95	11.00	\$ 781
-------------	-------------	----	----	--------	---	---	----	-------	--------


Description

- Storage Behind Door in Upper Section with One Adjustable Shelf
- Three Adjustable Shelves in Lower Section

Options: Specify & Add

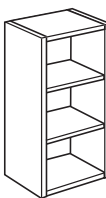
1-AD	Silver Framed Frosted Acrylic Doors	\$ 147
------	-------------------------------------	--------



1-MF	Laminate Framed Frosted Acrylic Doors in Select Colors	\$ 147
------	--	--------


**STORAGE TOWER
OPEN BOOKCASE**

66-1518HB		18	15	40 7/8	-	-	62	8.60	\$ 464
-----------	--	----	----	--------	---	---	----	------	--------

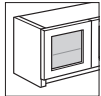
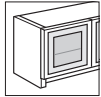
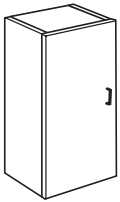

Description

- Two Adjustable Shelves

For ordering options, see back of Canvas Identification card at the beginning of section.

Item	Model No.	W	D	H	K	R	Ship Wt	Cubic Ft	List Price
------	-----------	---	---	---	---	---	---------	----------	------------

STORAGE TOWER	Hinged Left	Hinged Right	18	15	40 7/8	-	-	78	8.60	\$ 611
	66-1518HL3	66-1518HR3								


Description

- Two Adjustable Shelves

Options: Specify & Add

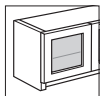
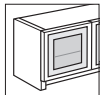
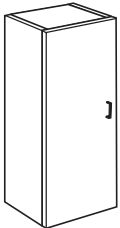
1-AD	Silver Framed Frosted Acrylic Doors	\$ 180
------	-------------------------------------	--------

1-MF	Laminate Framed Frosted Acrylic Doors in Select Colors	\$ 180
------	--	--------



NOTE: A capsule pull will be substituted for Elite, Buckle or Groove pulls.

TALL STORAGE TOWER	Hinged Left	Hinged Right	18	15	52 7/8	-	-	95	11.00	\$ 725
	66-1518THL3	66-1518THR3								


Description

- Three Adjustable Shelves

Options: Specify & Add

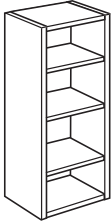
1-AD	Silver Framed Frosted Acrylic Doors	\$ 234
------	-------------------------------------	--------

1-MF	Laminate Framed Frosted Acrylic Doors in Select Colors	\$ 234
------	--	--------




NOTE: A capsule pull will be substituted for Elite, Buckle or Groove pulls.

Item	Model No.	W	D	H	K	R	Ship Wt	Cubic Ft	List Price
TALL STORAGE TOWER OPEN BOOKCASE	66-1518THB	18	15	52 7/8	-	-	68	11.00	\$ 553


Description

- Three Adjustable Shelves

TOP UNIT DOOR BOOKCASE	66-1536TUDB	36	15	40 7/8	-	-	168	16.10	\$ 876
	66-1530TUDB	30	15	40 7/8	-	-	140	13.40	\$ 813


Description

- One Fixed Shelf
- One Adjustable Shelf

Options: Specify & Add


1-AD	Silver Framed Frosted Acrylic Doors	\$ 360
------	-------------------------------------	--------

1-MF	Laminate Framed Frosted Acrylic Doors in Select Colors	\$ 360
------	--	--------



NOTE: A capsule pull will be substituted for Elite, Buckle or Groove pulls.

TALL TOP UNIT DOOR BOOKCASE	66-1536TTUDB	36	15	52 7/8	-	-	216	20.50	\$ 1029
	66-1530TTUDB	30	15	52 7/8	-	-	180	17.30	\$ 935


Description

- One Fixed Shelf
- Two Adjustable Shelves

Options: Specify & Add

1-AD	Silver Framed Frosted Acrylic Doors	\$ 468
------	-------------------------------------	--------

1-MF	Laminate Framed Frosted Acrylic Doors in Select Colors	\$ 468
------	--	--------



NOTE: A capsule pull will be substituted for Elite, Buckle or Groove pulls.

For ordering options, see back of Canvas Identification card at the beginning of section.

Item	Model No.	W	D	H	K	R	Ship Wt	Cubic Ft	List Price	
STORAGE CABINET FILE/FILE	Hinged Left									
	Hinged Right									
	66-1872DS2L	66-1872DS2R	18	24	70 7/8	-	-	145	22.00	\$ 1401

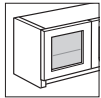
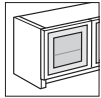

Description

- One Adjustable Shelf Behind Door
- Two Adjustable Shelves in Center Section
- File/File in Lower Section Lock and Provide Legal or Letter Filing

Options: Specify & Add

1-AD	Silver Framed Frosted Acrylic Doors	\$ 147
------	-------------------------------------	--------

1-MF	Laminate Framed Frosted Acrylic Doors in Select Colors	\$ 147
------	--	--------



STORAGE CABINET BOX/BOX/FILE	Hinged Left									
	Hinged Right									
	66-1872DS1L	66-1872DS1R	18	24	70 7/8	-	-	145	22.00	\$ 1401

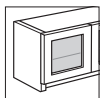
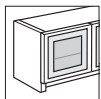

Description

- One Adjustable Shelf Behind Door
- Two Adjustable Shelves in Center Section
- Box/Box/File in Lower Section Lock and Provide Legal or Letter Filing

Options: Specify & Add

1-AD	Silver Framed Frosted Acrylic Doors	\$ 147
------	-------------------------------------	--------

1-MF	Laminate Framed Frosted Acrylic Doors in Select Colors	\$ 147
------	--	--------



STORAGE CABINET FILE/FILE	Hinged Left									
	Hinged Right									
	66-1872WFL	66-1872WFR	18	24	70 7/8	-	-	145	22.00	\$ 1302


Description

- Two Adjustable Shelves Behind Door
- File/File in Lower Section Lock and Provide Legal or Letter Filing



NOTE: A capsule pull will be substituted for Elite, Buckle or Groove pulls.

For ordering options, see back of Canvas Identification card at the beginning of section.

Item	Model No.	W	D	H	K	R	Ship Wt	Cubic Ft	List Price
STORAGE CABINET BOX/BOX/FILE	Hinged Left								
	66-1872WBL	18	24	70 7/8	-	-	145	22.00	\$ 1302


Description

- Two Adjustable Shelves Behind Door
- Box/Box/File in Lower Section Lock and Provide Legal or Letter Filing



NOTE: A capsule pull will be substituted for Elite, Buckle or Groove pulls.

OPEN STORAGE CABINET FILE/FILE	66-1872WFO	18	24	70 7/8	-	-	136	22.00	\$ 1198
-----------------------------------	------------	----	----	--------	---	---	-----	-------	---------


Description

- Two Adjustable Shelves in Upper Section
- File/File in Lower Section Lock and Provide Legal or Letter Filing

OPEN STORAGE CABINET BOX/BOX/FILE	66-3672WBO	18	24	70 7/8	-	-	136	22.00	\$ 1198
--------------------------------------	------------	----	----	--------	---	---	-----	-------	---------

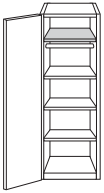

Description

- Two Adjustable Shelves in Upper Section
- Box/Box/File in Lower Section Lock and Provide Legal or Letter Filing

For ordering options, see back of Canvas Identification card at the beginning of section.

Item	Model No.	W	D	H	K	R	Ship Wt	Cubic Ft	List Price
------	-----------	---	---	---	---	---	---------	----------	------------

WARDROBE/STORAGE CABINET	Hinged Left	Hinged Right	18	24	70 7/8	-	-	153	19.20	\$ 1178
	66-1872WL	66-1872WR								


Description

- Top Shelf Fixed
- Coat Rod Under Fixed Shelf
- Three Adjustable Shelves
- Adjustable Shelves can be Removed for Wardrobe Application



NOTE: A capsule pull will be substituted for Elite, Buckle or Groove pulls.

WARDROBE/STORAGE CABINET	66-3672WDS2	36	24	70 7/8	-	-	315	42.00	\$ 1933
--------------------------	-------------	----	----	--------	---	---	-----	-------	---------


Description

- Left Side Equipped with Coat Rod
- Right Side Upper Section has Storage Behind Two Hutch Style Doors
- Right Middle Section has Two Adjustable Shelves
- Right Lower Section has Two Lateral File Drawers that Lock and Provide Legal or Letter Filing

Options: Specify & Add

1-AD	Silver Framed Frosted Acrylic Hutch Doors	\$ 132
------	---	--------

1-MF	Laminate Framed Frosted Acrylic Hutch Doors in Select Colors	\$ 132
------	--	--------

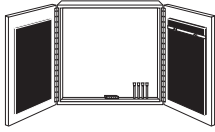
PORTABLE PAPERSLOT TOWER	66-1218HH	18	12	21	-	-	45	4.35	\$ 476
--------------------------	-----------	----	----	----	---	---	----	------	--------


Description

- Three Adjustable Shelves

For ordering options, see back of Canvas Identification card at the beginning of section.

Item	Model No.	W	D	H	K	R	Ship Wt	Cubic Ft	List Price
VISUAL BOARD	66-4848VB	48	5	48	-	-	150	10.95	\$ 1588


Description

- Tackboard on Each Door is Standard in Black Fabric Unless Specified
- Price Valid for Fabric Grades 1, 2 and 3
- Display Rail with Adjustable Hooks for Flipchart
- Flipchart
- Magnetic Porcelain Non-Glare Writing Surface
- Set of Four Dry Markers and Eraser
- Shipped with Appropriate Rails for Mounting

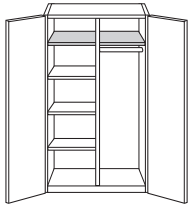
Options: Specify & Add	Grade 4	Grade 5	Grade 6	Grade 7	Grade 8	Grade 9	Grade 10
Tackboard	\$ 156	\$ 226	\$ 300	\$ 402	\$ 514	\$ 644	\$ 788

1-PS Optional Factory Installed Projection Screen	\$ 587
---	--------



NOTE: A capsule pull will be substituted for Elite, Buckle or Groove pulls.
 NOTE: Indiana Furniture will not be liable for visual boards that are not properly installed.

WARDROBE/STORAGE CABINET	Model No.	W	D	H	K	R	Ship Wt	Cubic Ft	List Price
	66-3672WC	36	24	70 7/8	-	-	290	42.00	\$ 1634
	66-3072WC	30	24	70 7/8	-	-	240	35.70	\$ 1590


Description

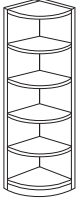
- Storage Behind Two Doors
- Top Shelf Fixed
- Three Adjustable Shelves on Left Side
- Coat Rod on Right Side



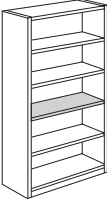
NOTE: A capsule pull will be substituted for Elite, Buckle or Groove pulls.

For ordering options, see back of Canvas Identification card at the beginning of section.

Item	Model No.	W	D	H	K	R	Ship Wt	Cubic Ft	List Price
1/4 ROUND BOOKCASE	66-1472QR	14	14	70 7/8	-	-	130	10.81	\$ 678

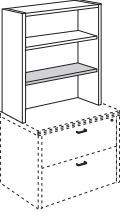

Description

- Four Fixed Shelves
- Must Not be Used as Freestanding

BOOKCASES	Model No.	W	D	H	K	R	Ship Wt	Cubic Ft	List Price
	66-3672BC Three Adjustable Shelves - One Fixed Shelf	36	14 1/8	70 7/8	-	-	176	26.90	\$ 1044
	66-3072BC Three Adjustable Shelves - One Fixed Shelf	30	14 1/8	70 7/8	-	-	146	23.30	\$ 855
	66-3660BC Three Adjustable Shelves	36	14 1/8	58 7/8	-	-	147	23.20	\$ 900
	66-3060BC Three Adjustable Shelves	30	14 1/8	58 7/8	-	-	122	19.50	\$ 750
	66-3648BC Two Adjustable Shelves	36	14 1/8	46 7/8	-	-	120	18.70	\$ 831
	66-3048BC Two Adjustable Shelves	30	14 1/8	46 7/8	-	-	100	15.70	\$ 646
	66-3630BC One Adjustable Shelf	36	14 1/8	30	-	-	75	11.90	\$ 630
	66-3030BC One Adjustable Shelf	30	14 1/8	30	-	-	62	10.10	\$ 531

Description

- 1" Thick Shelves

TOP UNIT BOOKCASE	Model No.	W	D	H	K	R	Ship Wt	Cubic Ft	List Price
	66-1536TU One Adjustable Shelf	36	15	40 7/8	-	-	98	15.90	\$ 576
	66-1530TU One Adjustable Shelf	30	15	40 7/8	-	-	127	16.40	\$ 531

Description

- Bottom Shelf Fixed with 12" Clearance
- For Use on Two Drawer Lateral Files
- 1" Thick Shelves

TALL TOP UNIT BOOKCASE	Model No.	W	D	H	K	R	Ship Wt	Cubic Ft	List Price
	66-1536TTU	36	15	52 7/8	-	-	169	22.20	\$ 728
	66-1530TTU	30	15	52 7/8	-	-	141	17.30	\$ 663

Description

- One Fixed Shelf
- Two Adjustable Shelves

For ordering options, see back of Canvas Identification card at the beginning of section.

Item	Model No.	W	D	H	K	R	Ship Wt	Cubic Ft	List Price
STORAGE CABINET WITH LATERAL FILES	66-3672SU1	36	24	70 7/8	-	-	298	42.00	\$ 1983
	66-3072SU1	30	24	70 7/8	-	-	251	35.70	\$ 1937



Description

- Top - Two Doors with Two Adjustable Shelves
- Bottom - File/File
- Locking Drawers
- File Drawers Provide Legal or Letter Filing



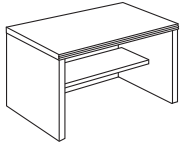
NOTE: A capsule pull will be substituted on upper doors for Elite, Buckle or Groove pulls.

BUFFET CREDENZA	66-2472BF	72	24	36	-	-	34.2	45.50	\$ 1942
-----------------	-----------	----	----	----	---	---	------	-------	---------


Description

- Two Drawers
- Storage Behind Doors
- Two Adjustable Shelves

Item	Model No.	W	D	H	K	R	Ship Wt	Cubic Ft	List Price
COMPUTER WORK TABLE	66-2442CW	42	24	27	-	-	115	19.20	\$ 670

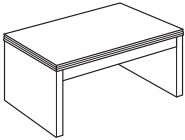

Description

- Fixed Shelf
- Grommet in Back Panel

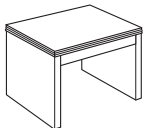
Options: Specify & Add

CS-66BL	Optional Casters								\$ 123
---------	------------------	--	--	--	--	--	--	--	--------


MAGAZINE TABLE	66-2442MT	42	24	16	-	-	70	11.92	\$ 556
----------------	-----------	----	----	----	---	---	----	-------	--------



END TABLE	66-2424ET	24	24	22	-	-	65	9.39	\$ 528
-----------	-----------	----	----	----	---	---	----	------	--------

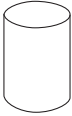


For ordering options, see back of Canvas Identification card at the beginning of section.

Item	Model No.	W	D	H	K	R	Ship Wt	Cubic Ft	List Price
CIRCULAR TABLE 	66-4848CT Accommodates 5 Chairs	48	48	1	-	-	95	4.34	\$ 420
	66-4242CT Accommodates 4 Chairs	42	42	1	-	-	70	3.36	\$ 406
	66-3636CT Accommodates 3 Chairs	36	36	1	-	-	37	2.51	\$ 356


Description

- Single Base Required

CYLINDER BASE 	66-2020CB For Use with 48" and 42" Circular Tables	20	20	28 1/2	-	-	136	10.80	\$ 775
	66-1616CB For Use with 36" Circular Table	16	16	28 1/2	-	-	101	7.20	\$ 701

Description

- Weighted for Stability
- Not Available in LG, BL, SH, WH, KB or SG laminate

METAL BASE 	66-0400MBB Black Metal Base	32	32	27 3/4	-	-	32	3.20	\$ 518
	66-0400MBA Aluminum Metal Base	32	32	27 3/4	-	-	32	3.20	\$ 518

Description

- Shipped KD - Some Assembly Required
- Can be Used with 42" or 36" Circular Tables

CENTER DRAWER 	66-1622CD	22	16	2	-	-	7	1.37	\$ 293
--	-----------	----	----	---	---	---	---	------	--------

Description

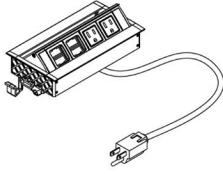
- Fits Desks, P-Top Units and D-Top Units
- Will Not Work in Conjunction with Modesty Panels on 30" D-Top Units

Options: Specify & Add

Factory Installed	\$ 114
-------------------	--------

For ordering options, see back of Canvas Identification card at the beginning of section.

Item	Model No.	W	D	H	K	R	Ship Wt	Cubic Ft	List Price
POWER DATA PORT	1-DPORT4	8	4	-	-	-	7	.20	\$ 608


Description

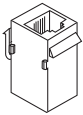
- Retracts into Work Surface to Regain Productive Space
- One-Touch Access to Power and Data
- Two Power Outlets and Two Data Ports
- Water-Proof Simplex (Outlets)
- Includes a Voice/Data Adapter Kit to Accept Couplers and Jacks When Required
- Aluminum with Black Trim
- 6' Power Cord

USB PORT	1-USBPORT	-	-	-	-	-	-	-	\$ 89
----------	-----------	---	---	---	---	---	---	---	-------


Description

- Increases Transfer Speed Up to 5 gbs/sec
- Simultaneous Read/Write Capability
- Idle Device Power Saving State
- 6' Cord

VOICE COUPLER	1-VOICE1	-	-	-	-	-	-	-	\$ 41
---------------	----------	---	---	---	---	---	---	---	-------


Description

- 6-Pin Modular Plug
- Molded Black

DATA PORT	1-RJ4DATA	-	-	-	-	-	-	-	\$ 92
-----------	-----------	---	---	---	---	---	---	---	-------


Description

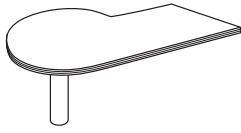
- 8-Pin Modular Plug
- Cat 5 Ethernet Cable
- Pre-terminated Cable
- 9' Cord

Item	Model No.	W	D	H	K	R	Ship Wt	Cubic Ft	List Price
------	-----------	---	---	---	---	---	---------	----------	------------

**P-TOP PENINSULA
WITH CYLINDER BASE**

Left Top	Right Top
----------	-----------

66-4284TL	66-4284TR	84	42-36	30	-	-	120	13.20	\$ 1173
66-4272TL	66-4272TR	72	42-36	30	-	-	115	11.30	\$ 962


Description

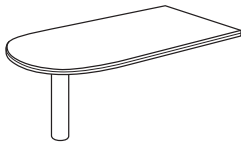
- Black Metal Cylinder Base Standard - 4" Diameter
- Shipped KD

Options: Specify & Add

66-ALEG	Optional Aluminum Cylinder Base	Included
---------	---------------------------------	----------

**D-TOP PENINSULA
WITH CYLINDER BASE**

66-3684DR	84	36	30	-	-	134	13.20	\$ 1151
66-3672DR	72	36	30	-	-	115	9.80	\$ 971
66-3066DR	66	30	30	-	-	120	7.50	\$ 934


Description

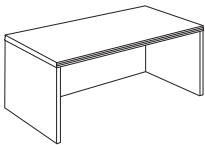
- Black Metal Cylinder Base Standard - 4" Diameter
- Shipped KD

Options: Specify & Add

66-ALEG	Optional Aluminum Cylinder Base	Included
---------	---------------------------------	----------

DESK SHELL

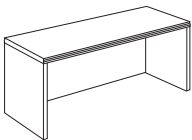
66-3672SH	72	36	30	-	-	200	52.07	\$ 986
-----------	----	----	----	---	---	-----	-------	--------


Description

- For Use with or without Modular Pedestals


CREDENZA SHELL

66-2472SH	72	24	30	-	-	135	35.60	\$ 854
-----------	----	----	----	---	---	-----	-------	--------


Description


- For Use with or without Modular Pedestals

For ordering options, see back of Canvas Identification card at the beginning of section.

Item	Model No.	W	D	H	K	R	Ship Wt	Cubic Ft	List Price	
	MODULAR DESK TOPS	66-3672TP	72	36	1	-	-	115	6.16	\$ 415
	66-3072TP	72	30	1	-	-	85	4.57	\$ 388	
	66-3066TP	66	30	1	-	-	80	4.17	\$ 374	
	66-3060TP	60	30	1	-	-	75	3.80	\$ 344	

Description

- For Use as a Desk Top
- Profiled on Approach and User Side
- Grain Runs Left to Right


	MODULAR CABINET TOPS	66-24108TP	108	24	1	-	-	106	6.60	\$ 420
	66-24102TP	102	24	1	-	-	104	6.30	\$ 410	
	66-2496TP	96	24	1	-	-	100	5.00	\$ 401	
	66-2490TP	90	24	1	-	-	95	4.60	\$ 391	
	66-2484TP	84	24	1	-	-	90	4.30	\$ 359	
	66-2478TP	78	24	1	-	-	85	4.00	\$ 350	
	66-2472TP	72	24	1	-	-	80	3.70	\$ 340	
	66-2466TP	66	24	1	-	-	75	3.40	\$ 325	
	66-2460TP	60	24	1	-	-	70	3.00	\$ 311	
	For Front to Back Grain Use 66-6024TP									
	66-2454TP	54	24	1	-	-	65	2.80	\$ 285	
	For Front to Back Grain Use 66-5424TP									
	66-2448TP	48	24	1	-	-	55	2.50	\$ 264	
	For Front to Back Grain Use 66-4824TP									
	66-2442TP	42	24	1	-	-	50	2.20	\$ 240	
	For Front to Back Grain Use 66-4224TP									
66-2436TP	36	24	1	-	-	45	2.00	\$ 212		
For Front to Back Grain Use 66-3624TP										
66-2430TP	30	24	1	-	-	36	1.60	\$ 205		
For Front to Back Grain Use 66-3024TP										
66-2418TP	18	24	1	-	-	28	1.00	\$ 189		

Description

- For Use as a Bridge, Return or Credenza Top
- Profiled on User/Front Edge Only
- Grain Runs Left to Right, Unless Specified Otherwise on 30" - 60"
- If Modular Tops will have a Kneespace Area of 60" or Greater, a Support Panel is Required, See Page 52


For ordering options, see back of Canvas Identification card at the beginning of section.

For grommet options, see page 3.

Item	Model No.	W	D	H	K	R	Ship Wt	Cubic Ft	List Price
MODULAR PEDESTAL BOX/BOX/FILE 	66-2515SHPD1 Use with 66-3672SH	15 3/4	25	28 1/4	-	-	96	8.40	\$ 654
	66-2415PD1 Use with Component Tops and Shells	15 3/4	23 1/4	28 1/4	-	-	93	7.80	\$ 678
	66-2418PD1 Use with Component Tops and Shells	18	23 1/4	28 1/4	-	-	98	8.90	\$ 715

Description


- Modular Pedestal
- Box/Box/File Pedestal
- Open Back
- Top is Required
- Locking

MODULAR PEDESTAL FILE/FILE 	66-2515SHPD2 Use with 66-3672SH	15 3/4	25	28 1/4	-	-	96	8.40	\$ 654
	66-2415PD2 Use with Component Tops and Shells	15 3/4	23 1/4	28 1/4	-	-	93	7.80	\$ 678
	66-2418PD2 Use with Component Tops and Shells	18	23 1/4	28 1/4	-	-	98	8.90	\$ 715

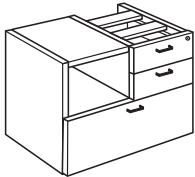
Description

- Modular Pedestal
- File/File Pedestal
- Open Back
- Top is Required
- Locking

Item	Left	Right	W	D	H	K	R	Ship Wt	Cubic Ft	List Price
	MODULAR PEDESTAL DOOR BOOKCASE	66-2418PD4L								


Description

- Modular Pedestal
- Adjustable Shelf
- Open Back
- Top is Required

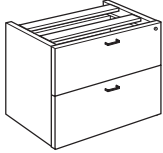
MODULAR PEDESTAL FOR CREDENZA SHELL/TOPS OPEN MULTI-FILE 	66-2436OMF	36	23 1/4	28 1/4	-	-	118	14.90	\$ 943
	66-2430OMF	30	23 1/4	28 1/4	-	-	128	18.50	\$ 905

Description

- Upper Section Provides 12 3/4" Clearance for Open Storage and Two Box Drawers
- Lateral File in Lower Section Provides Legal or Letter Filing
- Locking


For ordering options, see back of Canvas Identification card at the beginning of section.

Item	Model No.	W	D	H	K	R	Ship Wt	Cubic Ft	List Price
MODULAR LATERAL FILE PEDESTAL FOR CREDENZA SHELL/TOPS	66-2436LF1	36	23 1/4	28 1/4	-	-	154	18.50	\$ 854
	66-2430LF1	30	23 1/4	28 1/4	-	-	128	14.90	\$ 794


Description

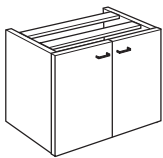
- Modular Pedestal for 24" Deep Tops
- Open Back
- Top is Required
- Locking

MODULAR PEDESTAL FOR CREDENZA SHELL/TOPS MULTI-FILE	66-2436LF2	36	23 1/4	28 1/4	-	-	153	18.50	\$ 980
	66-2430LF2	30	23 1/4	28 1/4	-	-	128	14.90	\$ 944


Description

- Modular Pedestal for 24" Deep Tops
- Locking File Drawers Only
- Open Back
- Top is Required

MODULAR PEDESTAL FOR CREDENZA SHELL/TOPS DOOR BOOKCASE	66-2436DB	36	23 1/4	28 1/4	-	-	105	18.50	\$ 811
	66-2430DB	30	23 1/4	28 1/4	-	-	87	14.90	\$ 641


Description

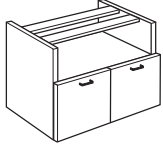
- Modular Pedestal for 24" Deep Tops
- Open Back
- Top is Required
- Adjustable Shelf Behind Doors

Options: Specify & Add

1-LOCK	Optional Door Lock	\$ 50
--------	--------------------	-------

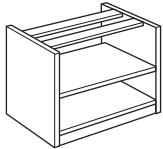
For ordering options, see back of Canvas Identification card at the beginning of section.

Item	Model No.	W	D	H	K	R	Ship Wt	Cubic Ft	List Price
MODULAR PEDESTAL FOR CREDENZA SHELL/TOPS DOOR BOOKCASE W/OPEN STORAGE COMPARTMENT	66-2436ODB	36	23 1/4	28 1/4	-	-	108	14.90	\$ 765
	66-2430ODB	30	23 1/4	28 1/4	-	-	118	18.50	\$ 592


Description

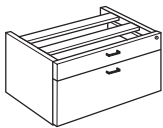
- Upper Section Provides 12 3/4" Clearance for Open Storage
- Lower Section Provides Storage Behind Two Doors

MODULAR PEDESTAL FOR CREDENZA SHELL/TOPS OPEN STORAGE	66-2436MBC	36	22 15/32	28 1/4	-	-	108	14.90	\$ 662
	66-2430MBC	30	22 15/32	28 1/4	-	-	118	18.50	\$ 562


Description

- One Adjustable Shelf

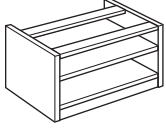
LOW HEIGHT MODULAR PEDESTAL TRAY/FILE	66-2436LTF	36	23 1/4	16 1/4	-	-	115	10.30	\$ 676
	66-2430LTF	30	23 1/4	16 1/4	-	-	96	8.60	\$ 649
	66-2418LTF	18	23 1/4	16 1/4	-	-	48	5.40	\$ 551


Description

- For Low Height Credenzas or Benching Applications
- Locking Tray/File
- File Drawer Provides Legal or Letter Filing

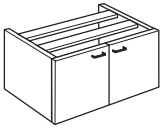
For ordering options, see back of Canvas Identification card at the beginning of section.

Item	Model No.	W	D	H	K	R	Ship Wt	Cubic Ft	List Price
LOW HEIGHT MODULAR PEDESTALS OPEN STORAGE	66-2436LBC	36	22 ¹⁵ / ₃₂	16 1/4	-	-	115	10.30	\$ 555
	66-2430LBC	30	22 ¹⁵ / ₃₂	16 1/4	-	-	96	8.60	\$ 536
	66-2418LBC	18	22 ¹⁵ / ₃₂	16 1/4	-	-	48	5.40	\$ 488


Description

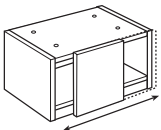
- For Low Height Credenzas or Benching Applications
- One Adjustable Shelf

LOW HEIGHT MODULAR PEDESTAL DOOR BOOKCASES	66-2436LDB	36	23 1/4	16 1/4	-	-	115	10.30	\$ 633
	66-2430LDB	30	23 1/4	16 1/4	-	-	96	8.60	\$ 564


Description

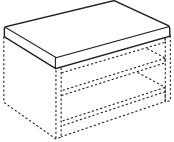
- For Low Height Credenzas or Benching Applications

LOW HEIGHT MODULAR PEDESTAL SLIDING DOOR BOOKCASES	66-2436LSD	36	23 1/4	16 1/4	-	-	115	10.30	\$ 724
	66-2430LSD	30	23 1/4	16 1/4	-	-	96	8.60	\$ 637


Description

- For Low Height Credenzas or Benching Applications
- Storage Behind Sliding Door

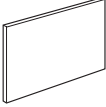
For ordering options, see back of Canvas Identification card at the beginning of section.

Item	Model No.	W	D	H	K	R	Ship Wt	Cubic Ft	List Price
	66-24108CUSHION	108	24	2 1/4	-	-	24	9.90	\$ 439
	66-2490CUSHION	90	24	2 1/4	-	-	22	8.30	\$ 397
	66-2472CUSHION	72	24	2 1/4	-	-	20	6.70	\$ 333
	66-2460CUSHION	60	24	2 1/4	-	-	18	5.60	\$ 290
	66-2436CUSHION	36	24	2 1/4	-	-	16	3.40	\$ 247
	66-2430CUSHION	30	24	2 1/4	-	-	14	2.90	\$ 213
	66-1519CUSHION	15	19	2 1/4	-	-	9	1.50	\$ 184

Description

- Create Bench Style Seating Over Low Height Credenzas or Returns
- Cushions are Shipped with Hardware for Both Fixed and Movable Applications
- Price is Valid for Fabric Grades 1, 2 and 3
- See Page 60 for Additional Fabric Grades

For ordering options, see back of Canvas Identification card at the beginning of section.

Item	Model No.	W	D	H	K	R	Ship Wt	Cubic Ft	List Price
MODULAR MODESTY PANEL 	66-10828BP	108	3/4	28 1/4	-	-	130	5.70	\$ 348
	66-10228BP	102	3/4	28 1/4	-	-	122	5.40	\$ 332
	66-9628BP	96	3/4	28 1/4	-	-	115	5.00	\$ 317
	66-9028BP	90	3/4	28 1/4	-	-	108	4.60	\$ 310
	66-8428BP	84	3/4	28 1/4	-	-	101	4.30	\$ 299
	66-7828BP	78	3/4	28 1/4	-	-	94	4.00	\$ 291
	66-7228BP	72	3/4	28 1/4	-	-	86	3.70	\$ 283
	66-6628BP	66	3/4	28 1/4	-	-	79	3.40	\$ 274
	66-6028BP	60	3/4	28 1/4	-	-	72	3.00	\$ 269
	66-5428BP	54	3/4	28 1/4	-	-	65	2.80	\$ 256
	66-4828BP	48	3/4	28 1/4	-	-	55	2.50	\$ 245
	66-4228BP	42	3/4	28 1/4	-	-	50	2.20	\$ 213
	66-3628BP	36	3/4	28 1/4	-	-	45	2.00	\$ 184
	66-3028BP	30	3/4	28 1/4	-	-	30	1.60	\$ 168
	66-1828BP	18	3/4	28 1/4	-	-	19	1.00	\$ 144
66-1528BP	15	3/4	28 1/4	-	-	18	1.00	\$ 133	


Description

- For Use as a Modesty Panel to Create Bridges, Returns or Credenzas
- Grain Runs Vertically Up to 60" - All Larger Sizes are Horizontal Grain Patterns

Options: Specify & Add

1-GRMT	Optional Top-Center Grommet	\$ 43
--------	-----------------------------	-------

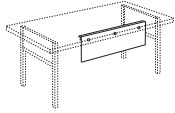
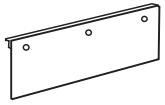
For ordering options, see back of Canvas Identification card at the beginning of section.

Item	Model No.	W	D	H	K	R	Ship Wt	Cubic Ft	List Price
LOW HEIGHT BACK PANEL 	66-10816BP	108	3/4	16 1/4	-	-	75	3.40	\$ 289
	66-10216BP	102	3/4	16 1/4	-	-	70	3.30	\$ 278
	66-9616BP	96	3/4	16 1/4	-	-	65	3.20	\$ 262
	66-9016BP	90	3/4	16 1/4	-	-	60	3.10	\$ 256
	66-8416BP	84	3/4	16 1/4	-	-	55	3.00	\$ 249
	66-7816BP	78	3/4	16 1/4	-	-	50	2.90	\$ 237
	66-7216BP	72	3/4	16 1/4	-	-	45	2.80	\$ 227
	66-6616BP	66	3/4	16 1/4	-	-	40	2.70	\$ 221
	66-6016BP	60	3/4	16 1/4	-	-	35	2.60	\$ 183
	66-5416BP	54	3/4	16 1/4	-	-	30	2.50	\$ 172
	66-4816BP	48	3/4	16 1/4	-	-	25	2.40	\$ 168
	66-4216BP	42	3/4	16 1/4	-	-	20	2.30	\$ 159
	66-3616BP	36	3/4	16 1/4	-	-	15	2.20	\$ 153
	66-3016BP	30	3/4	16 1/4	-	-	10	2.10	\$ 146
	66-1816BP	18	3/4	16 1/4	-	-	5	2.00	\$ 130

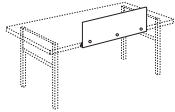
Description

- For Use as a Modesty Panel to Create Low Height Returns, Credenzas or Benches
- Grain Runs Vertically Up to 60" - All Larger Sizes are Horizontal Grain Patterns

Item	Model No.	W	D	H	K	R	Ship Wt	Cubic Ft	List Price
ACRYLIC PRIVACY PANEL OR MODESTY PANEL	66-1854PVS	54	1/4	10	-	-	10	1.20	\$ 445
	66-1842PVS	42	1/4	10	-	-	8	.90	\$ 383



Modesty

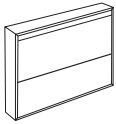


Privacy

Description

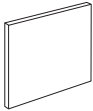
- Install Downward for Modesty Panel
- Install Upward for Privacy Panel
- Attaches Below Worksurfaces
- Must Be Field Installed

FLIPDOWN MODESTY PANEL	66-2836FDM	36	3 1/2	28 1/4	-	-		3.30	\$ 520
	66-2830FDM	30	3 1/2	28 1/4	-	-		2.70	\$ 460


Description

- Modesty Panel with 3" Deep Case Allows Room for Plugs
- Upper Panel is Hinged and Opens Fully to Access Electrical and Data Ports
- Upper Panel is Open at Top for Easy Access and Cord Management

MODULAR END PANEL	66-2430EP	23 1/4	1	28 1/4	-	-	27	1.60	\$ 202
-------------------	-----------	--------	---	--------	---	---	----	------	--------


Description

- End Panel for 24" Deep Worksurfaces
- Required to Be Used with a Backpanel

LOW HEIGHT END PANEL	66-2416EP	23 1/4	1	16 1/4	-	-	15	.80	\$ 166
----------------------	-----------	--------	---	--------	---	---	----	-----	--------


Description

- For Low Height Credenzas or Benching Applications
- End Panel for 24" Deep Worksurfaces
- Required to Be Used with a Backpanel

For ordering options, see back of Canvas Identification card at the beginning of section.

Item	Model No.	W	D	H	K	R	Ship Wt	Cubic Ft	List Price
SUPPORT PANEL	66-2812SP	12	1	28 1/4	-	-	12	.75	\$ 141


Description

- Required to be Used Perpendicular to Full Backpanels to Support Kneespace Areas of 60" or Longer

LOW HEIGHT SUPPORT PANEL	66-1612SP	12	1	16 1/4	-	-	7	.40	\$ 122
--------------------------	-----------	----	---	--------	---	---	---	-----	--------


Description

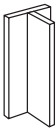
- Required to be Used Perpendicular to Full Backpanels to Support Kneespace Areas of 60" or Longer

SUPPORT T	66-1010SP	10	10	28 1/4	-	-	20	.75	\$ 205
-----------	-----------	----	----	--------	---	---	----	-----	--------


Description

- Supports Worksurfaces
- Required on Kneespace Areas of 60" or More Where Backpanels are Not Used

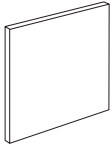
LOW HEIGHT SUPPORT T	66-1610SP	10	10	16 1/4	-	-	11	2.30	\$ 169
----------------------	-----------	----	----	--------	---	---	----	------	--------


Description

- For Low Height Credenzas or Benching Applications
- Required to Be Used on Areas of 60" or More Where Backpanels are Not Used

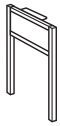
For ordering options, see back of Canvas Identification card at the beginning of section.

Item	Model No.	W	D	H	K	R	Ship Wt	Cubic Ft	List Price
MODULAR PENINSULA SUPPORT	66-3630EP	36	1	28 1/4	-	-	40	2.00	\$ 228
	66-3030EP	30	1	28 1/4	-	-	34	1.60	\$ 216


Description

- To Be Used with Modular Desk Tops
- Required to Be Used with T Support or the Support Panel Perpendicular to This Unit

MODULAR PENINSULA SUPPORT	01-2428HL	24	1	28 1/4	-	-	20	1.40	\$ 443
---------------------------	-----------	----	---	--------	---	---	----	------	--------

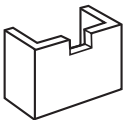

Description

- Metal End Support to Be Used with Modular Desk Tops
- Select From 8 Powdercoat Finishes

Options: Specify & Add

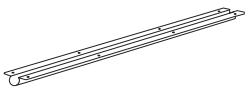
HIM Laminate Insert	\$ 37
---------------------	-------

DESK SUPPORT FOR DESK OVER LOW HEIGHT CABINETS	66-1811USP	18	11	5 3/4	-	-	20	1.20	\$ 190
--	------------	----	----	-------	---	---	----	------	--------


Description

- Supports 30" High Worksurfaces that Overlap Low Height Components
- Open Throughout and On Back Side to Manage Cables

STIFFNER BAR	01-00048SB	48	1 3/4	3/4	-	-	5	.25	\$ 143
	01-00060SB	60	1 3/4	3/4	-	-	8	.30	\$ 151


Description

- Reinforces Worksurfaces with Large Kneespace Widths
- Field Installed

For ordering options, see back of Canvas Identification card at the beginning of section.

Item	Model No.	W	D	H	K	R	Ship Wt	Cubic Ft	List Price
FILLER PANEL	66-2803FP	3	3/4	28 1/4	-	-	6	.50	\$ 113


Description

- Used to Fill Gap Behind Modular Pedestals

LOW HEIGHT FILLER PANEL	66-1603FP	3	3/4	16 1/4	-	-	4	.90	\$ 102
-------------------------	-----------	---	-----	--------	---	---	---	-----	--------


Description

- For Low Height Credenzas or Benching Applications
- Used to Fill Gap Behind Modular Pedestals

MODULAR TABLE DESK LEG WITH LEVELER	01-0401MLA Aluminum Leg	2	2	28 3/4	-	-	10	.50	\$ 179
	01-0401MLB Black Leg	2	2	28 3/4	-	-	10	.50	\$ 179


Description

- Adjustable Black Leveler

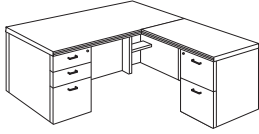
MODULAR TABLE DESK LEG WITH CASTER	01-0400MLA Aluminum Leg	2	2	28 3/4	-	-	10	.50	\$ 153
	01-0400MLB Black Leg	2	2	28 3/4	-	-	10	.50	\$ 153


Description

- Locking Black Casters

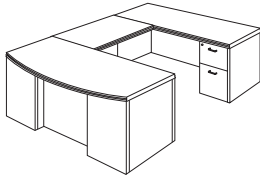
For ordering options, see back of Canvas Identification card at the beginning of section.

Item	Model No.	W	D	H	K	R	Ship Wt	Cubic Ft	List Price
EXECUTIVE "L" UNIT	66-1	72	84	30	-	-	481	73.14	\$ 2357



Consists of:	Qty		
68-3672LPS	1	• Single Left Pedestal Desk	\$ 1478
68-2448RF2	1	• Right Return	\$ 879

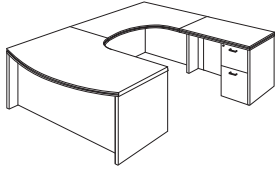
EXECUTIVE "U" UNIT BOW TOP DESK	66-2	177	96	70.81	-	-	1418	214.26	\$ 3212
------------------------------------	------	-----	----	-------	---	---	------	--------	---------



Consists of:	Qty		
68-3672BLPS	1	• Single Pedestal Desk	\$ 1705
66-2448UF	1	• Bridge	\$ 401
68-2472RC2	1	• Right Pedestal Credenza	\$ 1106

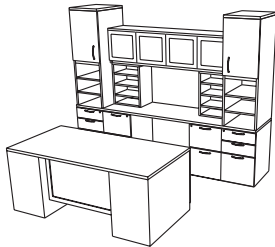
For ordering options, see back of Canvas Identification card at the beginning of section.

Item	Model No.	W	D	H	K	R	Ship Wt	Cubic Ft	List Price
EXECUTIVE CURVED "U" UNIT WITH SINGLE PED DESK	66-3	72	102	30	-	-	690	143.50	\$ 4018



Consists of:	Qty		
68-4872CBLP	1	• Executive Curved Left Pedestal Desk	\$ 1827
68-4854ECCR	1	• Extended Corner Unit Right	\$ 1312
68-4824RF2	1	• Extended Return Right	\$ 879


EXECUTIVE OFFICE	66-4								\$ 8648
------------------	------	--	--	--	--	--	--	--	---------



Consists of:	Qty		
68-3672DPS	1	• Double Pedestal Desk with Acrylic Modesty	\$ 2052
68-2472KC	1	• Kneespace Credenza	\$ 1547
66-1872DSIL	1	• Left Hinged Storage Cabinet Box/Box/File	\$ 1401
66-1872DSIR	1	• Right Hinged Storage Cabinet Box/Box/File	\$ 1401
66-1218HH	2	• Portable Paperslot Tower	\$ 476
66-1572WD	1	• Wall Mount Hutch with Silver Framed Acrylic Doors	\$ 1295

For ordering options, see back of Canvas Identification card at the beginning of section.

Item	Model No.	W	D	H	K	R	Ship Wt	Cubic Ft	List Price
EXECUTIVE OFFICE	66-5								\$ 7306



Consists of:	Qty		
68-3672LP	1	• Left Single Pedestal Desk	\$ 1352
66-2472RMR	1	• Right Multi-File Return	\$ 1665
66-3672WDS2	1	• Wardrobe/Storage Unit	\$ 1933
66-15108WD	1	• Wall Mount Hutch	\$ 1653
66-1519MP	1	• Mobile Pedestal	\$ 703

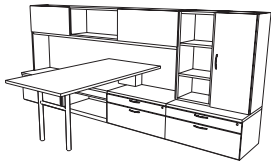
EXECUTIVE OFFICE	66-6								\$ 7303
------------------	------	--	--	--	--	--	--	--	---------



Consists of:	Qty		
66-3672DUL	1	• Left Peninsula Desk	\$ 1167
66-2484TP	1	• Modular Top	\$ 359
66-8428BP	1	• Modular Back Panel	\$ 299
66-1584HU	1	• Surface Mount Hutch with Silver Framed Acrylic Doors	\$ 1659
66-1182PS	1	• Paperslots	\$ 302
66-1536TUDB	1	• Top Unit Door Bookcase with Silver Framed Acrylic Doors	\$ 1173
66-2436MF	1	• Modular Open Multi File	\$ 943
66-1872DSIL	1	• Left Hinged Storage Cabinet File/File	\$ 1401

For ordering options, see back of Canvas Identification card at the beginning of section.

Item	Model No.	W	D	H	K	R	Ship Wt	Cubic Ft	List Price
EXECUTIVE WORKSTATION	66-7	72	102	30	-	-	690	143.50	\$ 7905


Consists of:
Qty

66-3672TP	1	• Modular Desk Top	\$ 415
66-1811USP	1	• Desk Support Over Low Height Credenza	\$ 190
66-24108TP	1	• Modular Credenza Top	\$ 420
66-2436TP	1	• Modular Credenza Top	\$ 212
66-2436LTF	2	• Low Modular Storage	\$ 676
66-2436LDB	1	• Low Modular Door Bookcase	\$ 633
66-2436LBC	1	• Low Modular Bookcase	\$ 555
66-10816BP	1	• Low Modular Back Panel	\$ 289
66-3616BP	1	• Low Modular Back Panel	\$ 153
66-15108SHU	1	• Surface Mounted Hutch with Sliding Doors	\$ 2131
66-1518HB	1	• Open Bookcase Tower	\$ 464
66-1518HR3	1	• Right Hinged Door Bookcase Tower	\$ 611
01-2428HL	1	• Metal Peninsula Support with Insert	\$ 480

For ordering options, see back of Canvas Identification card at the beginning of section.

SURFACE MOUNTED HUTCHES

Size	Model #	COM ydg	COM, Grade 1, 2 or 3 List Price	Grade 4 List Price	Grade 5 List Price	Grade 6 List Price	Grade 7 List Price	Grade 8 List Price	Grade 9 List Price	Grade 10 List Price
66"	TB-6666H	2.00	\$ 296	\$ 452	\$ 522	\$ 596	\$ 698	\$ 810	\$ 940	\$ 1084
72"	TB-6672H	2.25	\$ 315	\$ 491	\$ 569	\$ 653	\$ 767	\$ 893	\$ 1040	\$ 1202
78"	TB-6678H	2.50	\$ 350	\$ 545	\$ 633	\$ 725	\$ 853	\$ 993	\$ 1155	\$ 1335
84"	TB-6684H	2.50	\$ 356	\$ 551	\$ 639	\$ 731	\$ 859	\$ 999	\$ 1161	\$ 1341
90"	TB-6690H	2.75	\$ 375	\$ 590	\$ 686	\$ 788	\$ 928	\$ 1082	\$ 1261	\$ 1459
96"	TB-6696H	3.00	\$ 392	\$ 626	\$ 731	\$ 842	\$ 995	\$ 1163	\$ 1358	\$ 1574
102"	TB-66102H	3.25	\$ 406	\$ 660	\$ 773	\$ 894	\$ 1059	\$ 1241	\$ 1453	\$ 1687
108"	TB-66108H	3.50	\$ 421	\$ 694	\$ 817	\$ 946	\$ 1125	\$ 1321	\$ 1548	\$ 1800

NOTE: All tackboards 78" and longer are 2 pieces.

WALL MOUNTED HUTCHES

Size	Model #	COM ydg	COM, Grade 1, 2 or 3 List Price	Grade 4 List Price	Grade 5 List Price	Grade 6 List Price	Grade 7 List Price	Grade 8 List Price	Grade 9 List Price	Grade 10 List Price
30"	TB-6630W	1.00	\$ 217	\$ 295	\$ 330	\$ 367	\$ 418	\$ 474	\$ 539	\$ 611
36"	TB-6636W	1.25	\$ 241	\$ 339	\$ 382	\$ 429	\$ 492	\$ 562	\$ 644	\$ 734
42"	TB-6642W	1.25	\$ 248	\$ 346	\$ 389	\$ 436	\$ 499	\$ 569	\$ 651	\$ 741
48"	TB-6648W	1.50	\$ 274	\$ 391	\$ 444	\$ 499	\$ 576	\$ 660	\$ 757	\$ 865
54"	TB-6654W	1.75	\$ 299	\$ 436	\$ 497	\$ 562	\$ 651	\$ 749	\$ 863	\$ 989
60"	TB-6660W	2.00	\$ 315	\$ 471	\$ 541	\$ 615	\$ 717	\$ 829	\$ 959	\$ 1103
66"	TB-6666W	2.00	\$ 337	\$ 493	\$ 563	\$ 637	\$ 739	\$ 851	\$ 981	\$ 1125
72"	TB-6672W	2.25	\$ 357	\$ 533	\$ 611	\$ 695	\$ 809	\$ 935	\$ 1082	\$ 1244
78"	TB-6678W	2.50	\$ 387	\$ 582	\$ 670	\$ 762	\$ 890	\$ 1030	\$ 1192	\$ 1372
84"	TB-6684W	2.50	\$ 395	\$ 590	\$ 678	\$ 770	\$ 898	\$ 1038	\$ 1200	\$ 1380
90"	TB-6690W	2.75	\$ 418	\$ 633	\$ 729	\$ 831	\$ 971	\$ 1125	\$ 1304	\$ 1502
96"	TB-6696W	3.00	\$ 437	\$ 671	\$ 776	\$ 887	\$ 1040	\$ 1208	\$ 1403	\$ 1619
102"	TB-66102W	3.25	\$ 449	\$ 703	\$ 816	\$ 937	\$ 1102	\$ 1284	\$ 1496	\$ 1730
108"	TB-66108W	3.50	\$ 469	\$ 742	\$ 865	\$ 994	\$ 1173	\$ 1369	\$ 1596	\$ 1848

NOTE: All tackboards 78" and longer are 2 pieces.

TASKLIGHTS

FLOURESCENT			LED			
Size	Model #	List Price	Model #	Size	Description	List Price
24"	TL-0824	\$ 212	01-3LED6	6" x 2" x 9/16"	3-LED, 5 Watts	\$ 265
48"	TL-0848	\$ 254	01-9LED18	18 11/32" x 2" x 9/16"	9-LED, 15 Watts	\$ 380
			01-18LED36	36 15/32" x 2" x 9/16"	18-LED, 30 Watts	\$ 624
					Optional on 66" - 78" Surface Mounted Hutches	
			01-18LED74	73-81" x 2" x 9/16"	(2) 18-LED, 30 Watts	\$ 927
					Optional on 84" - 108" Surface Mounted Hutches	
					Includes Jumper to Connect Units	
			01-DCR8	8"	Jumper Cord	\$ 26
					Required to Link Multiple Sets of LED units	

All LED lights include the power supply

TALL TACKBOARDS - for Wall Mount Hutches Over Low Height Credenzas or Benches

Size	Model #	COM ydg	COM, Grade 1, 2 or 3 List Price	Grade 4 List Price	Grade 5 List Price	Grade 6 List Price	Grade 7 List Price	Grade 8 List Price	Grade 9 List Price	Grade 10 List Price
30"	TB-6630TW	1.00	\$ 285	\$ 363	\$ 398	\$ 435	\$ 486	\$ 542	\$ 607	\$ 679
36"	TB-6636TW	1.25	\$ 317	\$ 415	\$ 458	\$ 505	\$ 568	\$ 638	\$ 720	\$ 810
42"	TB-6642TW	1.25	\$ 326	\$ 424	\$ 467	\$ 514	\$ 577	\$ 647	\$ 729	\$ 819
48"	TB-6648TW	1.50	\$ 360	\$ 477	\$ 530	\$ 585	\$ 662	\$ 746	\$ 843	\$ 951
54"	TB-6654TW	1.75	\$ 397	\$ 534	\$ 595	\$ 660	\$ 749	\$ 847	\$ 961	\$ 1087
60"	TB-6660TW	2.00	\$ 418	\$ 574	\$ 644	\$ 718	\$ 820	\$ 932	\$ 1062	\$ 1206
66"	TB-6666TW	2.00	\$ 447	\$ 603	\$ 673	\$ 747	\$ 849	\$ 961	\$ 1091	\$ 1235
72"	TB-6672TW	2.25	\$ 464	\$ 640	\$ 718	\$ 802	\$ 916	\$ 1042	\$ 1189	\$ 1351
78"	TB-6678TW	2.50	\$ 503	\$ 698	\$ 786	\$ 878	\$ 1006	\$ 1145	\$ 1308	\$ 1488
84"	TB-6684TW	2.50	\$ 514	\$ 709	\$ 797	\$ 889	\$ 1017	\$ 1157	\$ 1319	\$ 1499
90"	TB-6690TW	2.75	\$ 543	\$ 758	\$ 854	\$ 956	\$ 1096	\$ 1250	\$ 1429	\$ 1627
96"	TB-6696TW	3.00	\$ 568	\$ 802	\$ 907	\$ 1018	\$ 1171	\$ 1339	\$ 1534	\$ 1750
102"	TB-66102TW	3.25	\$ 584	\$ 838	\$ 951	\$ 1072	\$ 1237	\$ 1419	\$ 1631	\$ 1865
108"	TB-66108TW	3.50	\$ 610	\$ 883	\$ 1006	\$ 1135	\$ 1314	\$ 1510	\$ 1737	\$ 1989

CUSHIONS

Model #	COM ydg	COM, Grade 1, 2 or 3 List Price	Grade 4 List Price	Grade 5 List Price	Grade 6 List Price	Grade 7 List Price	Grade 8 List Price	Grade 9 List Price	Grade 10 List Price	Grade L1 List Price	Grade L2 List Price
66-1519CUSHION	0.75	\$ 184	\$ 243	\$ 269	\$ 297	\$ 335	\$ 377	\$ 426	\$ 480	\$ 321	\$ 384
66-2430CUSHION	1.00	\$ 213	\$ 291	\$ 326	\$ 363	\$ 414	\$ 470	\$ 535	\$ 607	\$ 395	\$ 480
66-2436CUSHION	1.25	\$ 247	\$ 345	\$ 388	\$ 435	\$ 498	\$ 568	\$ 650	\$ 740	\$ 475	\$ 581
66-2460CUSHION	2.00	\$ 290	\$ 446	\$ 516	\$ 590	\$ 692	\$ 804	\$ 934	\$ 1078	\$ 654	\$ 824
66-2472CUSHION	2.25	\$ 333	\$ 509	\$ 587	\$ 671	\$ 785	\$ 911	\$ 1058	\$ 1220	\$ 743	\$ 934
66-2490CUSHION	2.75	\$ 397	\$ 612	\$ 708	\$ 810	\$ 950	\$ 1104	\$ 1283	\$ 1481	\$ 898	\$ 1131
66-24108CUSHION	3.25	\$ 439	\$ 693	\$ 806	\$ 927	\$ 1092	\$ 1274	\$ 1486	\$ 1720	\$ 1031	\$ 1307