



PRICE LIST

Effective Date: March 1, 2016

Casegoods

Clearly Green

level®, BIFMA's sustainability certification program for furniture, is a comprehensive and transparent third-party certification program. The level mark attests that the product, the manufacturing facility, and the company responsible for the product brand, have been evaluated against the multi-attribute criteria of the ANSI/BIFMA e3 Furniture Sustainability Standard. Products certified under the level program can be chosen with confidence. All Indiana Furniture case-goods and seating solutions are BIFMA level® 2 Certified.



A number of Indiana Furniture products have achieved Intertek's ETL Environmental VOC Certification and are recognized as products that safeguard indoor air quality. The certification — which extends to Elevate, Gesso, Revolutions, Madera, Resilience, Canvas, all Conference, Reception and Seating solutions, demonstrates that Indiana Furniture's products conform to the ANSI/BIFMA Furniture Emissions Standards (M7.1/X7.1-2011) for Office Furniture Systems and Components. They also earn points for LEED Credit 4.5.



Once cured by UV lighting, our UVAdvantage® finish does not emit irritable toxins, formaldehyde, or solvents into the air creating safe work environments within new furniture installations. This has allowed us to earn Indoor Air Quality Certification on our products with UVAdvantage finish. Our UVAdvantage finish process greatly reduces hazardous air pollutants which contribute to smog formation. Excess UV finish is recaptured over and over again reducing waste material within our facilities.



Forest Stewardship Council® (FSC®) Chain-of-Custody(CoC) Certification is an assurance that wood based materials used in products come from forests that meet stringent environmental, social, and economic standards. It is the path taken by raw materials from the forest to the consumer, including all successive stages of harvesting, processing, manufacturing and distribution. Only products from FSC CoC companies can claim the FSC designation, assurance of a socially and environmentally responsible purchasing decision. FSC CoC Certification is recognized by the U.S. Green Building Council's (USGBC) LEED Rating System for environmentally focused design. From a customer perspective, the FSC label represents a promise made; CoC standards are the mechanism FSC uses to ensure that promise is delivered. Indiana Furniture has been awarded FSC CoC Certification, by GFA Certification GmbH, an independent third-party accredited by the FSC to certify companies to their international standards. The certification (certificate number GFA-COC-002183; license code FSC-C110951) is available on most Indiana Furniture products.



Warranty	7
General Information And Conditions Of Sale	8

Allegiance™ 1100 Series

How to Order & Specifications	9
Finish, Edge & Pull Options	10
Interior Drawer Dimensions	11
Filing Capabilities	11
Grommet Locations	12
Locking Hutch Doors	12
Executive Double Ped Desk Bow Top	13
Executive Double Ped Desk Rectangular Top	13
Executive Single Ped Desk Bow Top	14
Executive Single Ped Desk Rectangular Top	14
D-Top	15
Executive Return File/File	16
Executive Return Box/Box/File	16
Executive Bridge Full Modesty	17
Executive Bridge Half Modesty	17
Corner Unit	17
Executive Credenza File/File	18
Executive Credenza Box/Box/File	18
Executive Credenza Lateral/Lateral	18
Transaction Riser For Desks/Credenzas	19
Transaction Riser For Returns	19
Transaction Riser For Bridges	19
Storage Credenza Full Pedestal	20
Kneespace Credenza Full Pedestal	20
Four Drawer Lateral File	21
Two Drawer Lateral File	21
Mobile Pedestal	21
Door Hutch	22
Open Hutch	22
Wood Door Wall Mount Hutch	22
Open Shelf Wall Mount Hutch	23
Top Unit Bookcase	23
Bookcases	23
Computer Work Table	23
Circular Top	24
Metal Base	24
Cylinder Base	24
Center Drawer	24
Executive "L" Unit	25
Executive "U" Unit Bow Top Desk Stepped Front	25
Executive "U" Unit P-Top	26
Reception Riser "L" Unit	26
Taskboards	27
Tasklights	27

Canvas™ 6600/6800 Series

How to Order & Specifications	31
Laminate, Edge & Pull Options	32
Interior Drawer Dimensions	33
Filing Capabilities	34
Grommet Locations	35
Locking Hutch Doors	35
Sit-To-Stand Mechanisms	36
Executive Double Ped Desk Bow Top	37-38
Executive Double Ped Desk Rectangular Top	37-38
Executive Double 3/4 Ped Desk Bow Top	39
Executive Double 3/4 Ped Desk Rectangular Top	39
Executive Single Full Ped Desk Bow Top	40-41
Executive Single Full Ped Desk Rectangular Top	40-41
Executive Single 3/4 Ped Desk Bow Top	42
Executive Single 3/4 Ped Desk Rectangular Top	42
Executive Curved Single Full Ped Desk Bow Top	43
Executive Curved Single Full Ped Desk Rectangular Top	43

P-Top Cylinder Base	44
D-Top Cylinder Base	44
Extended D-Top Cylinder Base	45
Executive Full Pedestal Return File/File	46
Executive Full Pedestal Return Box/Box/File	46
Executive 3/4 Pedestal Return Box/File	46
Executive Multi-File Return Box/Box/File/Lateral	47
Extended Full Pedestal Return File/File	47
Extended Full Pedestal Return Box/Box/File	47
Executive Bridge Full Modesty	48
Executive Bridge Half Modesty	48
Corner Unit	49
Curved Corner Unit	49
Extended Corner Unit	49
Executive Full Pedestal Credenza File/File	50
Executive Full Pedestal Credenza Box/Box/File	50
Executive 3/4 Pedestal Credenza Box/File	50
Executive Full Pedestal Credenza Lateral/Lateral	51
Executive Multi-File Pedestal Credenza Box/Box/File/Lateral	51
Transaction Riser For Desks/Credenzas	52
Transaction Riser For Returns	52
Transaction Riser For Bridges	52
Storage Credenza Full Pedestal	53
Storage Credenza 3/4 Pedestal	53
Kneespace Credenza Full Pedestal	53
Kneespace Credenza 3/4 Pedestal	53
Double Lateral Credenza	54
Four Drawer Lateral File	54
Two Drawer Lateral File	54
Multi-File	55
Mobile Pedestal	55
Surface Mount Door Hutches	56
Optional Paper Slots For Surface Mount Hutches	56
Wall Mount Door Hutches	57
Tall Surface Mount Door Hutches	58
Tall Wall Mount Door Hutches	59
Surface Mount Sliding Door Hutches	60
Wall Mount Sliding Door Hutches	61
Open Storage Wall Mount Hutch	62
Component Top For 15" Deep Hutches & Bookcases	62
Storage Tower	63-64
Tall Storage Tower	63-64
Storage Tower Open Bookcase	63
Tall Storage Tower Open Bookcase	65
Top Unit Door Bookcase	65
Tall Top Unit Door Bookcase	65
Storage Cabinet File/File	66
Storage Cabinet Box/Box/File	66-67
Open Storage Cabinet File/File	67
Open Storage Cabinet Box/Box/File	67
Wardrobe/Storage Cabinet	68-69
Visual Board	69
1/4 Round Bookcase	70
Bookcases	70
Top Unit Bookcase	70
Tall Top Unit Bookcase	70
Storage Cabinet With Lateral Files	71
Buffet Credenza	71
Secret Table Peninsula	71
Secret Table Free Standing	71
Secret Table For Benching	72
Computer Work Table	72
Magazine Table	72
End Table	72
Circular Table	73

Cylinder Base	73
Metal Base	73
Center Drawer	73
P-Top Peninsula With Cylinder Base	74
D-Top Peninsula With Cylinder Base	74
Desk Shell	74
Credenza Shell	74
Modular Desk Tops	75
Modular Cabinet Tops	75
Modular Pedestal Box/Box/File	76
Modular Pedestal File/File	76
Modular Pedestal Door Bookcase	76
Modular Pedestal Open Multi-File	77
Modular Pedestal Lateral File	77
Modular Pedestal Multi-File	77
Modular Pedestal Door Bookcase	78
Modular Pedestal Door Bookcase W/Open Compartment	78
Modular Pedestal Open Storage	78
Low Height Modular Pedestal Tray/File	79
Low Height Modular Pedestals Open Storage	79
Low Height Modular Pedestal Door Bookcases	79
Low Height Modular Pedestal Sliding Door Bookcases	79
Seated Height Modular Peninsula Support	80
Standing Height Modular Peninsula Support	81
Layer Support Over Low Height Cabinets	82
O Metal Layer Support Over Low Height Cabinets	82
U Metal Layer Support Over Low Height Cabinets	82
Modular Modesty Panel	83
Filler Panel	83
Low Height Back Panel	84
Low Height Filler Panel	84
Flipdown Modesty Panel	85
Modular End Panel	85
Support Panel	85
Support T	85
Low Height End Panel	86
Low Height Support Panel	86
Low Height Support T	86
Modular Table Desk Leg With Leveler	87
Modular Table Desk Leg With Caster	87
Acrylic Privacy Panel Or Modesty Panel	87
Component Cushions	88
Stiffner Bar	88
Power Data Port	89
USB Port	89
Voice Coupler	89
Data Port	89
Pneumatic Table Lift	90
Electric Table Lift	90-91
Battery Pack	91
Sample Arrangements	92-95
Taskboards	96
Tasklights	96
Tall Taskboards	97
Cushions	97

Elevate™ 4000 Series

How to Order & Specifications	99
Finish, Edge & Pull Options	100
Interior Drawer Dimensions	101
Filing Capabilities	101
Grommet Locations	102
Locking Hutch Doors	102
Soft-Closing Drawers	102
Executive Double Ped Desk	103
Freestanding Table Desk With Pedestal	103
Peninsula Desk	103
Executive Single Ped Desk	104

Executive Return Box/Box/File	104
Executive Return File/File	104
Executive Return Multi-File Pedestal	
Box/Box/File/Lateral	105
Corner Unit	105
Executive Bridge Full Modesty	106
Executive Bridge Half Modesty	106
Executive Credenza File/File	107
Executive Credenza Box/Box/File	107
Executive Credenza Lateral/Lateral	108
Executive Credenza Multi-File	
Pedestal Box/Box/File/Lateral	108
Storage Credenza Full Pedestal	109
Kneespace Credenza Full Pedestal	109
Double Lateral Credenza	110
Four Drawer Lateral File	110
Two Drawer Lateral File	110
Mobile Pedestal	110
Veneer Door Surface Mount Hutches	111
Metallic Frosted Acrylic Door	
Surface Mount Hutches	112
Wood Frosted Acrylic Door	
Surface Mount Hutches	113
Veneer Door Wall Mount Hutches	114
Metallic Frosted Acrylic Door	
Wall Mount Hutches	115
Wood Frosted Acrylic Door	
Wall Mount Hutches	116
Veneer Door Surface Mount Hutches	
Paperslots	117
Metallic Frosted Acrylic Door	
Surface Mount Hutches Paperslots	118
Wood Frosted Acrylic Door Surface Mount	
Hutches Paperslots	119
Veneer Door Wall Mount Hutches	
Paperslots	120
Metallic Frosted Acrylic Door	
Wall Mount Hutches Paperslots	121
Wood Frosted Acrylic Door	
Wall Mount Hutches Paperslots	122
Bookcases	123
Tall Top Unit Bookcase	123
Top Unit Bookcase	123
Flat Panel Tv Hutch	124
Veneer Door Storage Tower	124
Metallic Frosted Acrylic Door Storage Tower	124
Wood Frosted Acrylic Door Storage Tower	124
Veneer Door Tall Storage Tower	125
Metallic Frosted Acrylic Door Tall	
Storage Tower	125
Wood Frosted Acrylic Door Tall	
Storage Tower	125
Veneer Door Storage Tower	126
Metallic Frosted Acrylic Door Storage Tower	126
Wood Frosted Acrylic Door Storage Tower	126
Wardrobe/Storage Cabinet	127
Veneer Door Storage Cabinet	128-129
Metallic Frosted Acrylic Door	
Storage Cabinet	128-130
Wood Frosted Acrylic Door	
Storage Cabinet	128-130
Optional Overhead Top For 15" Deep Units	131
Optional Overhead Top For 24" Deep Units	131
Computer Workstation	132
Magazine Table	132
End Table	132
Center Drawer	132
Square Conference Table Tops	133
Square Table Base	133
Square Table Legs	133
Optional Credenza Top For 24" Deep Units	134

Optional Return Top For 24" Deep Units	135
Component Pedestal Box/Box/File	136
Component Pedestal File/File	136
Component Pedestal False Pedestal	136
Component Pedestal Door Bookcase	137
Component Pedestal Lateral File	137
Component Pedestal Double Door Bookcase	137
Optional Modesty Panel	138
Support T	138
Sample Arrangements	139-141
Tackboards	142
Tasklights	142

Encompass™ 5700/5900 Series

How to Order & Specifications	145
Finish, Edge & Pull Options	146
Interior Drawer Dimensions	147
Filing Capabilities	147
Grommet Locations	148
Locking Hutch Doors	148
Executive Double Full Ped Desk Bow Top	149
Executive Double Full Ped Desk	
Rectangular Top	149
Executive Double 3/4 Ped Desk Bow Top	150
Executive Double 3/4 Ped Desk	
Rectangular Top	150
Arc Table Desk	150
Executive Single Full Ped Desk Bow Top	151
Executive Single Full Ped Desk	
Rectangular Top	151
Executive Single 3/4 Ped Desk Bow Top	152
Executive Single 3/4 Ped Desk	
Rectangular Top	152
P-Top	153
D-Top	153
Executive Return Full Pedestal File/File	154
Executive Return Full Pedestal Box/Box/File	154
Executive Return 3/4 Pedestal Box/File	154
Executive Return Multi-File Pedestal	
Box/Box/File/Lateral	154
Executive Bridge Full Modesty	155
Executive Bridge Half Modesty	155
Corner Unit	155
Executive Credenza Full Pedestal File/File	156
Executive Credenza Full Pedestal	
Box/Box/File	156
Executive Credenza 3/4 Pedestal Box/File	156
Executive Credenza Full Pedestal	
Lateral/Lateral	157
Executive Credenza Full Pedestal	
Box/Box/File/Lateral	157
Transaction Risers	158
Storage Credenza Full Pedestal	159
Storage Credenza 3/4 Pedestal	159
Kneespace Credenza Full Pedestal	159
Kneespace Credenza 3/4 Pedestal	159
Four Drawer Lateral File	160
Two Drawer Lateral File	160
Multi-File	161
Double Lateral Credenza	161
Mobile Pedestal	161
Wood Door Surface Mount Hutch	162
Wood Framed Acrylic Door	
Surface Mount Hutch	162-163
Frosted Acrylic Door	
Surface Mount Hutch	162-163
Surface Mount Hutch	163
Wood Door Wall Mount Hutch	164
Wood Framed Acrylic Door	
Wall Mount Hutch	164
Frosted Acrylic Door Wall Mount Hutch	164
Top Unit Bookcase	165
Bookcases	165

1/4 Round Bookcase	165
Wardrobe/Storage	166
Computer Work Table	166
End Table	166
Magazine Table	166
Circular Top	167
Cylinder Base	167
Metal Base	167
Center Drawer	167
Modular Credenza Top	168
Modular Return Top	168
Modular Bridge Top	169
Modular Pedestal Box/Box/File	169
Modular Pedestal File/File	169
Modular Pedestal Door Bookcase	170
Modular Pedestal Lateral File	170
Modular Pedestal Multi-File	170
Modular Pedestal Door Bookcase	171
Modular Back Panel	171
Modular End Panel	172
Modular Support Panel	172
Modular T Support	172
Modular Filler Panel	172
Sample Arrangements	173-174
Tackboards	175
Tasklights	175

Gesso® 6500/6700 Series

How to Order & Specifications	179
Finish, Edge & Pull Options	180
Interior Drawer Dimensions	181
Filing Capabilities	182
Grommet Locations	183
Locking Hutch Doors	183
Sit-To-Stand Mechanisms	184
Executive Double Ped Desk Bow Top	185-186
Executive Double Ped Desk	
Rectangular Top	185-186
Executive Double 3/4 Ped Desk Bow Top	187
Executive Double 3/4 Ped Desk	
Rectangular Top	187
Executive Single Full Ped Desk	
Bow Top	188-189
Executive Single Full Ped Desk	
Rectangular Top	188-189
Executive Single 3/4 Ped Desk Bow Top	190
Executive Single 3/4 Ped Desk	
Rectangular Top	190
Executive Curved Single Full Ped Desk	
Bow Top	191
Executive Curved Single Full Ped Desk	
Rectangular Top	191
P-Top Cylinder Base	192
D-Top Cylinder Base	192
Extended D-Top Cylinder Base	193
Executive Full Pedestal Return File/File	194
Executive Full Pedestal Return	
Box/Box/File	194
Executive 3/4 Pedestal Return Box/File	194
Executive Multi-File Return	
Box/Box/File/Lateral	195
Extended Full Pedestal Return File/File	195
Extended Full Pedestal Return Box/Box/File	195
Executive Bridge Full Modesty	196
Executive Bridge Half Modesty	196
Corner Unit	197
Curved Corner Unit	197
Extended Corner Unit	197
Executive Full Pedestal Credenza File/File	198
Executive Full Pedestal Credenza	
Box/Box/File	198
Executive 3/4 Pedestal Credenza Box/File	198
Executive Full Pedestal Credenza	

Lateral/Lateral 199

Executive Multi-File Pedestal Credenza
 Box/Box/File/Lateral 199

Transaction Riser For Desks/Credenzas 200

Transaction Riser For Returns 200

Transaction Riser For Bridges 200

Storage Credenza Full Pedestal 201

Storage Credenza 3/4 Pedestal 201

Kneespace Credenza Full Pedestal 201

Kneespace Credenza 3/4 Pedestal 201

Double Lateral Credenza 202

Four Drawer Lateral File 202

Two Drawer Lateral File 202

Multi-File 203

Mobile Pedestal 203

Wood Door Surface Mount Hutches 204

Optional Paper Slots For
 Surface Mount Hutches 204

Wood Door Wall Mount Hutches 205

Tall Surface Mount Door Hutches 206

Tall Wall Mount Door Hutches 207

Surface Mount Sliding Door Hutches 208

Wall Mount Sliding Door Hutches 209

Open Storage Wall Mount Hutch 210

Component Top For 15" Deep
 Hutches & Bookcases 210

Storage Tower 211-212

Tall Storage Tower 211-212

Storage Tower Open Bookcase 211

Tall Storage Tower Open Bookcase 213

Top Unit Door Bookcase 213

Tall Top Unit Door Bookcase 213

Storage Cabinet File/File 214

Storage Cabinet Box/Box/File 214-215

Open Storage Cabinet File/File 215

Open Storage Cabinet Box/Box/File 215

Wardrobe/Storage Cabinet 216-217

Visual Board 217

1/4 Round Bookcase 218

Bookcases 218

Top Unit Bookcase 218

Tall Top Unit Bookcase 218

Storage Cabinet With Lateral Files 219

Buffet Credenza 219

Secret Table Peninsula 219

Secret Table Free Standing 219

Secret Table For Benching 220

Computer Work Table 220

Magazine Table 220

End Table 220

Circular Table 221

Cylinder Base 221

Metal Base 221

Center Drawer 221

P-Top Peninsula With Cylinder Base 222

D-Top Peninsula With Cylinder Base 222

Desk Shell 222

Credenza Shell 222

Modular Desk Tops 223

Modular Cabinet Tops 223

Modular Pedestal Box/Box/File 224

Modular Pedestal File/File 224

Modular Pedestal Door Bookcase 224

Modular Pedestal Open Multi-File 225

Modular Pedestal Lateral File 225

Modular Pedestal Multi-File 225

Modular Pedestal Door Bookcase 226

Modular Pedestal Door Bookcase 226

W/Open Compartment 226

Modular Pedestal Open Storage 226

Low Height Modular Pedestal Tray/File 227

Low Height Modular Pedestals
 Open Storage 227

Low Height Modular Pedestal Door
 Bookcases 227

Low Height Modular Pedestal Sliding Door
 Bookcases 227

Seated Height Modular Peninsula Support 228

Standing Height Modular Peninsula Support 229

Layer Support Over Low Height Cabinets 230

O Metal Layer Support
 Over Low Height Cabinets 230

U Metal Layer Support
 Over Low Height Cabinets 230

Modular Modesty Panel 231

Filler Panel 231

Low Height Back Panel 232

Low Height Filler Panel 232

Flipdown Modesty Panel 233

Modular End Panel 233

Support Panel 233

Support T 233

Low Height End Panel 234

Low Height Support Panel 234

Low Height Support T 234

Modular Table Desk Leg With Leveler 235

Modular Table Desk Leg With Caster 235

Acrylic Privacy Panel Or Modesty Panel 235

Component Cushions 236

Stiffener Bar 236

Power Data Port 237

Usb Port 237

Voice Coupler 237

Data Port 237

Pneumatic Table Lift 238

Electric Table Lift 238-239

Battery Pack 239

Sample Arrangements 240-243

Taskboards 244

Tasklights 244

Cushions 245

Madera™ 1400/1600 Series
 How to Order & Specifications 249

Finish, Edge & Pull Options 250

Interior Drawer Dimensions 251

Filing Capabilities 252

Grommet Locations 253

Locking Hutch Doors 254

Pull-Out Writing Shelves 254

Executive Double Full Ped Desk Bow Top 255

Executive Double Full Ped Desk
 Bow Top Overhang 255

Executive Double Full Ped Desk
 Rectangular Top 255

Executive Double Full Ped Desk
 Rectangular Top Overhang 255

Executive Double 3/4 Ped Desk Bow Top 256

Executive Double 3/4 Ped Desk
 Rectangular Top 256

Executive Single Full Ped Desk Bow Top 256

Executive Single Full Ped Desk
 Bow Top Overhang 257

Executive Single Full Ped Desk
 Rectangular Top 257

Executive Single Full Ped Desk
 Rectangular Top Overhang 257

Executive Double 3/4 Ped Desk Bow Top 258

Executive Single 3/4 Ped Desk
 Rectangular Top 258

P-Top 258

D-Top 258

Executive Return Full Pedestal
 Box/Box/File 259

Executive Return Full Pedestal File/File 259

Executive Return Full Pedestal
 Box/Box/File Half Modesty 259

Executive Return Full Pedestal
 File/File Half Modesty 259

Executive Return 3/4 Pedestal Box/File 260

Executive Return Multi-File Pedestal
 Box/Box/File/Lateral 260

Executive Bridge Full Modesty 260

Executive Bridge Half Modesty 260

Corner Unit 261

Executive Credenza Full Pedestal
 Box/Box/File 261

Executive Credenza Full Pedestal File/File 261

Executive Credenza Full Pedestal
 Box/Box/File Half Modesty 262

Executive Credenza Full Pedestal File/File
 Half Modesty 262

Executive Credenza 3/4 Pedestal Box/File 262

Executive Credenza Lateral File 263

Executive Credenza 36" W Lateral File
 Half Modesty 263

Executive Credenza Multi-File
 Box/Box/File/Lateral 263

Transaction Risers 264

Storage Credenza Full Pedestal 265

Storage Credenza 3/4 Pedestal 265

Kneespace Credenza Full Pedestal
 Kneespace Credenza Full Pedestal
 Half Modesty 265

Kneespace Credenza 3/4 Pedestal 266

Double Lateral Credenza 266

Four Drawer Lateral File 266

Three Drawer Lateral File 266

Two Drawer Lateral File 267

Multi-File 267

Mobile Pedestal 267

Wood Door Surface Mount Hutch 268

Acrylic Door Surface Mount Hutch 268

Optional Paper Slots For
 Surface Mount Hutches 268

Wood Door Wall Mount Hutch 269

Acrylic Door Wall Mount Hutch 269

Top Unit Bookcase 269

Bookcases 270

Wardrobe/Storage Cabinet 270

Wardrobe/Storage Cabinet File/File 271

Wardrobe/Storage Cabinet Box/Box/File 271

Wood Doors Storage Cabinet File/File 271

Work Table 272

Computer Work Table 272

Circular Conference Table 272

Cylinder Base 272

Magazine Table 273

Lamp Table 273

End Table 273

Center Drawer 273

Bow Top Desk Worksurface 274

Desk Worksurface 36" Deep 274

Desk Worksurface 30" Deep 275

Modular Credenza Top 24" Deep 276

Modular Return Top 277

24" Deep 277

Modular Bridge Top 277

24" Deep 277

Modular Pedestal Box/Box/File 278

Modular Pedestal File/File 278

Modular Pedestal Shell 278

Modular Pedestal Door Bookcase 279

Modular Pedestal Lateral File 279

Modular Pedestal Multi-File 279

Modular Pedestal Door Bookcase	280	Circular Table	313	Open Storage Wall Mount Hutch	351
Modular Back Panel	280	Cylinder Base	314	Wood Door Wall Mount Hutch	351
Seated Height Modular Peninsula Support	281	Metal Base	314	Acrylic Door Wall Mount Hutch	351
Modular End Panel	282	X Base	314	Open Storage Corner Hutch	352
Modular Support Panel	282	Bow Top Worksurface	315	Top Unit Bookcase	352
Modular T Support	282	Desk Worksurface	315	1/4 Round Bookcases	352
Modular Filler Panel	282	Worksurface 30" Deep	316	Bookcases	352
Stiffner Bar	282	Worksurface 24" Deep	317	Wood Doors Storage Tower	353-354
Sample Arrangements	283-284	Extended Corner Angled Top	318	Acrylic Door Storage Tower	353-354
Box Drawer Divider	285	Extended Corner Cockpit Top	318	Portable Tower Unit	353-354
Tackboards	285	P-Top With Cylinder Base	319	Wardrobe/Storage	355
Tasklights	285	D-Top With Cylinder Base	319	Wood Doors Video Cabinet Box/Box/File	356
Resilience™ 3800 Series		Pedestal Box/Box/File	320	Wood Doors Video Cabinet File/File	356
How to Order & Specifications	287	Pedestal File/File	320	Double Wood Doors Video Cabinet	356
Laminate, Edge & Pull Options	288	Pedestal Shell	320	Wood Doors Storage Cabinet Box/Box/File	357
Interior Drawer Dimensions	289	Credenza/Return Pedestal Door Bookcase	321	Wood Doors Storage Cabinet File/File	357
Filing Capabilities	289	Lateral File File/File	321	Double Wood Doors Storage Cabinet	357
Grommet Locations	290	Lateral File Box/Box/File/Lateral	321	Computer Work Table	358
Locking Hutch Doors	290	Lateral File File/File/Lateral	321	Magazine Table	358
Resilience Laminate Offering	290	Door Bookcase	322	Lamp Table	358
Executive Double Ped Desk Bow Top	291	Open Bookcase	322	Circular Table	359
Executive Double Ped Desk		Four Drawer File	322	Cylinder Base	359
Rectangular Top	292	Three Drawer File	322	Center Drawer	359
Executive Single Ped Desk Bow Top	293	Modesty Panel	323	Bow Top Worksurface	360
Executive Single Ped Desk Rectangular Top	293	Support T	324	Desk Worksurface	360
Cockpit Desk Bow Top	293	Ganging Bracket	324	Worksurface 30" Deep	361
Cockpit Shell Desk Bow Top	293	Sample Arrangements	325-328	Worksurface 24" Deep	362
P-Top With End Support Cylinder Base	294	Attachment Instructions	329	Modular Return Top	363
D-Top With End Support Cylinder Base	294	Tackboards	330	P-Top With Cylinder Base	364
Executive Return File/File	295	Tasklights	330	D-Top With Cylinder Base	364
Executive Return Box/Box/File	295	Revolutions™ 4200 Series		Component Pedestal Box/Box/File	365
Cockpit Return File/File	295	How to Order & Specifications	333	Component Pedestal File/File	365
Cockpit Return Box/Box/File	295	Finish, Edge & Pull Options	334	Component Pedestal Shell	365
Executive Bridge Full Modesty	296	Interior Drawer Dimensions	335	Component Computer Pedestal	366
Executive Bridge Half Modesty	296	Filing Capabilities	335	Component Open Bookcase Pedestal	366
Cockpit Bridge	296	Grommet Locations	336	Component Bookcase Pedestal	366
Cockpit Bridge Half Modesty	296	Locking Hutch Doors	336	Component Door Bookcase Pedestal	366
Corner Unit	297	Executive Double Ped Desk Bow Top	337	Component Lateral File File/File	367
Cockpit Corner Unit	297	Executive Double Ped Desk		Component Lateral File	
Extended Corner Unit Angled	298	Rectangular Top	338	Box/Box/File/Lateral	367
Extended Cockpit Corner Unit Curved	298	Executive Single Ped Desk Bow Top	339	Component Lateral File File/File/Lateral	367
Executive Credenza File/File	299	Executive Single Ped Desk Rectangular Top	339	Component Lateral File Open Shelf/Lateral	367
Executive Credenza Box/Box/File	299	Cockpit Desk Bow Top	339	Component Door Bookcase	368
Transaction Risers	300	Cockpit Shell Desk Bow Top	339	Component Open Bookcase	368
Storage Credenza	301	P-Top Peninsula Desk	340	Component Four Drawer File	368
Kneespace Credenza	302	D-Top Peninsula Desk	340	Component Three Drawer File	368
Four Drawer Lateral File	303	Executive Return File/File	341	Component Modesty Panel	369
Three Drawer Lateral File	303	Executive Return Box/Box/File	341	Support T	370
Two Drawer Lateral File	303	Cockpit Return File/File	341	Ganging Bracket	370
Mobile Pedestal Box/Box/File	304	Cockpit Return Box/Box/File	341	Sample Arrangements	371-376
Mobile Pedestal File/File	304	Executive Bridge Full Modesty	342	Attachment Instructions	377
Surface Mount Open Hutch	305	Executive Bridge Half Modesty	342	Tackboards	378
Surface Mount Door Hutch	305	Cockpit Bridge	342	Tasklights	378
Open Storage Wall Mount Hutch	306	Cockpit Bridge Half Modesty	342		
Wall Mount Hutch	306	Corner Unit	343	Phoenix™ 2100 Series	
Open Storage Corner Hutch	306	Cockpit Corner Unit	343	How to Order & Specifications	379
Top Unit Bookcase	307	Executive Credenza File/File	344	Finish, Edge & Pull Options	380
1/4 Round Bookcases	307	Executive Credenza Box/Box/File	344	Interior Drawer Dimensions	381
Bookcases	307	Transaction Risers	345	Filing Capabilities	381
Storage Tower	308	Storage Credenza	346	Grommet Locations	382
Portable Tower Unit	308	Kneespace Credenza	347	Locking Hutch Doors	382
Storage	309	Four Drawer Lateral File With		Executive Double Ped Desk Bow Top	383
Storage Unit	309	Overhead Storage	348	Executive Double Ped Desk	
Video Cabinet Box/Box/File	310	Four Drawer Lateral File	348	Rectangular Top	383
Video Cabinet File/File	310	Three Drawer Lateral File	348	Executive Double Ped Desk	383
Visual Board	310	Two Drawer Lateral File	348	Table Desk	383
Wardrobe/Storage	311	Mobile Pedestal Box/Box/File	349	Executive Single Ped Desk Bow Top	384
Computer Work Table	312	Mobile Pedestal File/File	349	Executive Single Ped Desk	
Printer Table	312	Open Storage Surface Mount Hutch	350	Rectangular Top	384
Lamp Table	312	Wood Door Surface Mount Hutch	350	P-Top	385
Magazine Table	312	Acrylic Door Surface Mount Hutch	350	D-Top	385
Center Drawer	313			Executive Return File/File	386

Executive Return Box/Box/File	386	Tackboards	421	Credenza	447
Executive Return Multi-File Pedestal		Tasklights	421	Double Bookcase	447
Box/Box/File/Lateral	386			Wall Unit With Grille Doors	448
Executive Bridge Full Modesty	387	Jefferson™ 4600 Series		Sample Arrangements	448-449
Executive Bridge Half Modesty	387	How to Order & Specificaitons	423	Tackboards	450
Corner Unit	387	Finish, Edge Pull & Molding Options	424	Tasklights	450
Executive Credenza File/File	388	Interior Drawer Dimensions	425		
Executive Credenza Box/Box/File	388	Filing Capabilities	425	Wilmington™ 3600 Series	
Executive Credenza Lateral/Lateral	388	Grommet Locations	426	How to Order & Specificaitons	453
Executive Credenza Box/Box/File/Lateral	388	Modular Component Molding	426	Finish, Edge & Pull Options	454
Transaction Risers	389	Approach Side Dictation Slides	426	Interior Drawer Dimensions	455
Storage Credenza Full Pedestal	390	Locking Pedestals	426	Filing Capabilities	455
Kneespace Credenza Full Pedestal	390	Locking Hutch Doors	426	Grommet Locations	456
Four Drawer Lateral File	391	High Sheen Wood Veneer Tops	426	Locking File Drawers	456
Two Drawer Lateral File	391	Executive Double Ped Desk Tray/File/Box	427	Locking Hutch Doors	456
Top Unit Bookcase	392	Executive Double Ped Desk Box/File	427	High Sheen Wood Veneer Tops	456
Hutch	392	Table Desk	428	Executive Double Ped Desk	457
Wood Door Wall Mount Hutch	392	Executive Single Ped Desk Box/File	428	Executive Single Ped Desk	457
Bookcases	393	P-Top	428	Table Desk	457
Double Wardrobe/Storage	393	Executive Return Box/File	429	Executive Return Tray/File/Box	458
Computer Work Table	394	Executive Bridge Full Modesty	429	Executive Bridge Full Modesty	458
End Table	394	Executive Bridge Half Modesty	429	Executive Bridge Half Modesty	458
Magazine Table	394	Corner Unit	430	Corner Unit	459
Center Drawer	394	Executive Credenza Box/File	430	Executive Credenza Tray/File/Box	459
Circular Top	395	Executive Credenza Lateral/Lateral	430	Executive Credenza Lateral File	459
Cylinder Base	395	Transaction Risers	431	Transaction Risers	460
Square Table Base	395	Storage Credenza Full Pedestal	432	Storage Credenza	461
Sample Arrangements	396-397	Kneespace Credenza Full Pedestal	432	Kneespace Credenza	461
Tackboards	398	Double Lateral Credenza Full Pedestal	432	Double Lateral File Credenza	462
Tasklights	398	Wood Door Surface Mount Hutch	433	Four Drawer Lateral File	462
		Mesh Door Surface Mount Hutch	433	Two Drawer Lateral File	462
		Glass Door Surface Mount Hutch	433	Wood Door Surface Mount Hutch	463
		Wood Insert Door Surface Mount Hutch	433	Acrylic Door Surface Mount Hutch	463
		Wood Door Wall Mount Hutch	434	Wood Door Wall Mount Hutch	464
		Mesh Door Wall Mount Hutch	434	Acrylic Door Wall Mount Hutch	464
		Glass Door Wall Mount Hutch	434	Top Unit Bookcase	465
		Wood Insert Door Wall Mount Hutch	434	Bookcases	465
		Vertical Hutch Open Storage		Double Wardrobe/Storage	465
		Surface Mount	435	Computer Work Table	466
		Vertical Hutch Grille Doors		End Table	466
		Surface Mount	435	Lamp Table	466
		Vertical Hutch Wood Doors		Magazine Table	467
		Surface Mount	436	Circular Table	467
		Vertical Hutch Glass Doors		Sample Arrangements	468
		Surface Mount	436	Tackboards	469
		Four Drawer Lateral File	437	Tasklights	469
		Two Drawer Lateral File	437		
		Top Unit Bookcase	438	Accessories	
		Bookcases	438	CPU Holder	473
		Wardrobe/Storage Cabinet	438	Dual Articulating Monitor Arm	473
		Computer Work Table	439	Single Monitor Arm	473
		End Table	439	Keyboard Mechanisms	474-476
		Lamp Table	439	Floor Lamp	477
		Magazine Table	439	Led Desk Lamp	477
		Keyboard Flip Drawer	440	Fluorescent Tasklights	477
		Circular Tables	440	Led Tasklight	477
		Overhead Cornice Frame	441	Round Grommet	478
		Overhead Cornice Frame With Insert Panel	441	Rectangular Grommet	478
		Bookcase Top	441	Training Table Power & Data Vault	479
		Bookcase	442	Hotel Desk Power & Data Vault	479
		Grille Mesh Door Bookcase	442	Conference Table Power & Data Vault	479
		Wood Door Bookcase	442	Reveal Power & Data	479
		Glass Door Bookcase	442	Oasis Mini Power & Data	480
		Modular Pedestal	443	Interact Power & Data	480
		Modular Back Panel	443	Data Port 4	480
		Bookcase Base	443	Power 440	480
		Cabinet/Credenza Top	444	Pneumatic Table Lift	481
		Cabinet/Credenza Base	444	Electric Table Lift With Caster	481
		Modular Storage	445	Electric Table Lift	482
		Modular Storage Box/Box/File	445	Electric Table Lift	482
		Modular Storage File/File	445	Battery Pack	482
		Single Cabinet Unit	446	Power Strip	483
		Vertical Storage Unit	446	Wire Managers	483
Arlington™ 2900 Series					
How to Order & Specificaitons	401				
Finish, Edge & Pull Options	402				
Interior Drawer Dimensions	403				
Filing Capabilities	403				
Grommet Locations	404				
Locking File Drawers	404				
Locking Hutch Doors	404				
Hardwood Drawer Interiors	404				
Executive Double Ped Desk	405				
Table Desk	405				
Executive Single Ped Desk	406				
Executive Return Tray/File/Box	407				
Operational Return Box/File	407				
Executive Bridge Full Modesty	408				
Executive Bridge Half Modesty	408				
Corner Unit	408				
Executive Credenza Tray/File/Box	409				
Executive Credenza Lateral/Lateral	409				
Transaction Risers	410				
Storage Credenza Full Pedestal	411				
Kneespace Credenza Full Pedestal	411				
Double Lateral File Credenza	412				
Four Drawer Lateral File	412				
Two Drawer Lateral File	412				
Wood Door Surface Mount Hutch	413				
Acrylic Door Surface Mount Hutch	413				
Wood Door Wall Mount Hutch	414				
Acrylic Door Wall Mount Hutch	414				
Top Unit Bookcase For 30" Lateral	415				
Top Unit Bookcase For 36" Lateral	415				
Door Bookcase	415				
Bookcases	416				
Double Wardrobe/Storage	416				
Mobile Computer Cart	417				
Computer Work Table	417				
Computer Desk With Hutch	417				
Work Table	417				
Circular Table	418				
Conference Table One-Piece Top	418				
Conference Table Two-Piece Top	418				
Sample Arrangements	419-420				

Subject to the limitations set forth in this warranty, Indiana Furniture Industries, Inc. (“**Indiana Furniture**”) warrants to the original purchaser all product in this price list (“**Product**”) to be free from defects in material and workmanship given normal use for a twelve year period from the date of manufacture. During the applicable warranty period, Indiana Furniture, as its sole obligation, will repair or replace (in Indiana Furniture’s sole discretion) any Product, part, or component covered by this warranty and sold after March 1, 2016, which fails under normal use as a result of a defect in material or workmanship. Normal use is defined as the equivalent of a single shift, 40-hour work week. Indiana Furniture will repair or replace the defective Product, part, or component with a comparable Product, part or component.

Warranty periods are limited for certain Products and parts as follows:

12-year Warranty (from the date of manufacture)

- Seating Mechanisms
- Veneers
- Laminates
- Casters and Glides

5-year Warranty (from the date of manufacture)

- Triple Play Series
- Electrical Components
- Pneumatic Cylinders
- Textiles, Foam, and Decorative Trim
- Swivel Arm Pads
- Keyboard kits
- Lighting

2-year Warranty (from the date of manufacture)

- All Sit-To-Stand Mechanisms

THIS WARRANTY DOES NOT COVER:

- Damage caused by a carrier or third party
- Normal or routine wear and tear
- Appearance, durability, quality, behavior, colorfastness or any other attribute of customer’s own materials or any non-standard Indiana Furniture material (including Maharam, Momentum, Mayer, UltraFabrics) specified by the customer and applied to a Product
- Color, grain or texture of wood, laminate and other covering materials
- Changes in wood or fabric color due to aging or exposure to light

As the manufacturer of the Product, Indiana Furniture stands behind its craftsmanship and pledges to do everything it can to reasonably resolve, as quickly as possible, any problems you may have with the Product within the terms and conditions of this warranty.

If you encounter a defect covered by the foregoing warranty, you should contact the dealer from whom you purchased the Product. If the dealer is unable to resolve your warranty issues, you should contact Indiana Furniture. Please ensure that you have all of the pertinent facts when contacting the dealer or Indiana Furniture, including the model number and factory order number from the inspection label attached to the Product.

INDIANA FURNITURE IS NOT PROVIDING, AND SPECIFICALLY DISCLAIMS, ANY OTHER WARRANTIES FOR THE PRODUCTS, EXPRESS OR IMPLIED, INCLUDING ANY IMPLIED WARRANTY OF MERCHANTABILITY OR FITNESS FOR A PARTICULAR PURPOSE. INDIANA FURNITURE SHALL NOT BE LIABLE TO PURCHASER OR ANY THIRD PARTY FOR CONSEQUENTIAL, INCIDENTAL, INDIRECT OR SPECIAL DAMAGES, INCLUDING, WITHOUT LIMITATION, DAMAGES ARISING OUT OF OR RESULTING IN ANY MALFUNCTIONS, DELAYS, LOSS OF PROFIT, INTERRUPTION OF BUSINESS, PERSONAL INJURY, BODILY INJURY, DEATH, DISMEMBERMENT, OR PROPERTY DAMAGE.

Indiana Furniture Industries, Inc.
Attn: Customer Service
1224 Mill Street, P.O. Box 270
Jasper, Indiana 47547-0270
800.422.5727
Fax 812.482.9035
custserv@indianafurniture.com

ORDERING INFORMATION

All orders should be emailed to neworders@indianafurniture.com
Orders can be faxed to 812-482-9035. Orders can also be mailed to:

Indiana Furniture
P.O. Box 270
1224 Mill Street
Jasper, IN 47547-0270

ORDER PROCEDURE

All orders must include purchase order number, billing address, ship-to address and phone number, and any special instructions.

When ordering casegoods, give complete quantity, model number, finish and any other options. When ordering seating, give complete quantity, model number, finish, fabric and any other options.

Within each series, an example of "How to Order" is illustrated at the bottom of each page. For further clarification of order procedure, contact Customer Service.

PRICING

All prices shown are suggested retail prices F.O.B. Point of Origin, freight prepaid and allowed to one continental US destination. Prices, specifications and materials are subject to change without notice. Possession and/or distribution of this price list does not in itself constitute an offer to sell. Orders can be received only from authorized Indiana Furniture dealers. Orders will be billed at prices prevailing at time of shipment, unless acknowledged prior to the effective date of the price change, in which case billing will be at the price acknowledged.

ACKNOWLEDGEMENT

All orders will be acknowledged promptly, showing how the order was entered, its approximate shipping date and other pertinent information. This acknowledgement is the final agreement between the customer and Indiana Furniture and is the exclusive statement of the terms thereof. Please examine this acknowledgement carefully and advise Indiana Furniture immediately of any discrepancies.

BUYER'S OBLIGATION: RIGHTS OF SELLER

If Indiana Furniture shall at any time doubt Buyer's financial responsibility, Indiana Furniture may decline to make shipments hereunder except upon receipt of cash payment in advance or security or other proof of responsibility satisfactory to Indiana Furniture. If buyer fails in any way to fulfill the terms and conditions set forth herein, Indiana Furniture may defer shipments until such default is corrected. Remedies provided herein shall be in addition to, and not in lieu of other remedies. Buyer agrees to abide by payment terms as listed on invoice. Buyer shall pay all reasonable costs and expenses, including attorney and collection fees, and late fees, incurred by Seller in connection with any amounts due for goods ordered.

CANCELLATIONS AND CHANGES

Due to immediate production on build to order items, all orders are considered firm and are not subject to cancellation or change without approval from Indiana Furniture. All approved changes are subject to additional charges and revised lead times.

PRODUCT DESIGN AND SPECIFICATION CHANGES

Indiana Furniture reserves the right to make changes in design and construction or discontinue products without prior notice.

REPAIR CHARGES

Indiana Furniture will only pay repair charges if Customer Service gives prior written authorization. No repair charge will be paid without advance approval at which time you will be issued a repair authorization number that will allow you to invoice Indiana Furniture for the completed work.

WAREHOUSE STORAGE CHARGES

If a shipment is held beyond 14 calendar days at your request a **.067% per calendar day** (2% per month) storage charge will be assessed. The effective date will be 14 calendar days after the acknowledged ship date. Further, the prices applied to the order will be those in effect at the time of shipment.

DAMAGED MERCHANDISE

The consignee is responsible for filing claims with the carrier for damage and shortages. Claims for both obvious and concealed damage must be filed within 15 calendar days, and the damaged merchandise must not have been moved from the original receiving location. All damaged merchandise, including the cartons and packing materials, must be retained for inspection by either the carrier or by an Indiana Furniture Sales Representative. Indiana Furniture reserves the right to select the most cost effective way to repair or replace the damaged item. Once you have notified the carrier, please contact Customer Service for further assistance.

Obvious Damage/Missing Cartons - Do not refuse merchandise damaged in transit. Indiana Furniture recommends the consignee inspect all merchandise upon arrival. If a shipment is received damaged or short, note all information on carrier's copy and your copy of freight bill and delivery receipt. Notify the delivering carrier and file a claim immediately. Pending the results of your claim, either Indiana Furniture or the carrier will cover 100% of the cost to repair or replace the damaged or missing item.

Concealed Damage - If concealed damage is discovered, notify the delivering carrier at once and request an inspection. This must be done within **15 calendar days of delivery**. If the carrier will not perform the inspection, you should prepare an affidavit that you contacted them, noting the time and date, and that they failed to comply with your request. This, along with the other papers in your possession, will support the claim. Pending the results of your claim, the cost to repair or replace the item will be covered 1/3 by the carrier and 2/3 by Indiana Furniture for shipments less than a full truckload and 100% by Indiana Furniture for shipments of full truckloads.

RETURN MERCHANDISE

Merchandise will not be accepted for return without an RGA (Return Goods Authorization) issued by Indiana Furniture. We will consider issuing RGA's for the following reasons:

1. Manufacturing defect (inspected by Indiana Furniture representative)
2. Indiana Furniture order processing error
3. Shipping error
4. Mis-marked cartons
5. Duplicated shipments

If you have any questions as to whether your reason for return qualifies for consideration, please contact your Customer Service Representative. Merchandise must be returned within 60 days of the RGA issued date, or within 60 days upon receipt of replacement product to receive credit. Returns due to mis-marked cartons must also be returned in the original cartoning, with shipping labels intact, to receive credit.

All merchandise being returned must be properly packed and protected to ensure no further damage is incurred during transportation back to an Indiana Furniture facility. Upon receipt, all returned merchandise will be thoroughly inspected and the results compared to the reason for return stated on the RGA. Any discrepancies, such as additional damage, signs of usage, missing parts, etc., will result in an adjustment to the amount of credit issued.

DELIVERY AND FREIGHT CHARGES

All shipments are F.O.B. Point of Origin, Jasper, IN, freight prepaid and allowed dock to dock on 53' trailer. Ownership and responsibility of the merchandise becomes that of the buyer upon delivery to the freight company. Shipments into Alaska, Hawaii, Canada, Mexico, Puerto Rico and other exports are freight prepaid and allowed to port of exit.

Indiana Furniture reserves the right to select the most appropriate carrier and routing on all shipments. Indiana Furniture will attempt to accommodate requests for favored carriers and delivery times. Deliveries requested Monday through Thursday, after 3pm, will be assessed a \$250 per truck after hours fee. Deliveries requested after 3pm on Friday or on weekends, will be assessed a \$500 per truck weekend delivery fee.

Inside delivery and installation services are not included in the pricing shown. Any deviation from dock-to-dock delivery, such as but not limited to, non-dock, residential, or inside delivery must be specified on the order. Should these services be requested or required, all charges incurred will be charged to the "Sold To" of the order.

Orders of less than 750 pounds will be assessed a handling charge of \$75.00 Net Per Order. (This will be waived for items shipped via a small package carrier.)

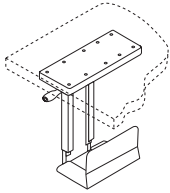
BIFMA AND ANSI TESTING

Indiana Furniture is a member of the Business and Institutional Furniture Manufacturer's Association (BIFMA). Tests developed by the BIFMA and approved by the American National Standards Institute (ANSI) determine the strength and durability of casegoods and seating in its everyday use. Although this testing does not serve as a warranty or guarantee, Indiana Furniture products within this price list have been tested by an independent verifying body and meet or exceed applicable BIFMA and ANSI standards.

Accessories

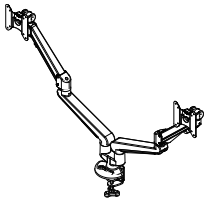


Item	Model No.	W	D	H	K	R	Ship Wt	Cubic Ft	List Price
CPU HOLDER	01-CPUMINIA Aluminum	-	-	-	-	-	16	.4	\$ 233


Description

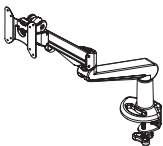
- Vertically Mounts to Undersurface
- 360° Swivel
- No Tools Required for Adjustment
- 13.4" Ball Bearing Glide Track
- 3.25" - 6" Adjustable Width
- 16" - 23" Adjustable Height
- 55 lb Load Capacity
- Fits CPU's 5" to 20" in Overall Height

DUAL ARTICULATING MONITOR ARM	01-MLEDGE2A Aluminum	-	-	-	-	-	15	1.4	\$ 791
	01-MLEDGE2B Black	-	-	-	-	-	15	1.4	\$ 791

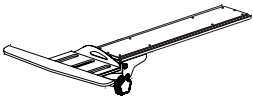
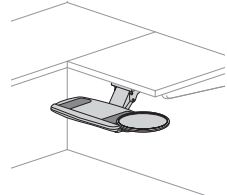
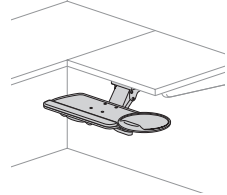

Description

- Dual Mount with Independent Adjustment
- 180° Lockout Feature
- 6.5" to 19.5" Height Adjustment
- 21" Monitor Extension
- 3.5" Monitor Retraction
- +30/-25° Monitor Tilt
- 17.6 lb Weight Capacity per Arm
- Enclosed Cable Management
- VESA 75mm and VESA 100 mm Compatible with Quick Monitor Release
- 360° Swivel at Two Points
- Includes Desk Clamp and Grommet Mount

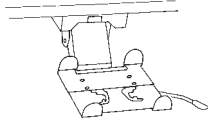
SINGLE MONITOR ARM	01-MLEDGE1A Aluminum	-	-	-	-	-	13	2.2	\$ 466
	01-MLEDGE1B Black	-	-	-	-	-	13	2.2	\$ 466


Description

- 180° Lockout Feature
- 6.5" to 19.5" Height Adjustment
- 21" Monitor Extension
- 3.5" Monitor Retraction
- +30/-25° Monitor Tilt
- 17.6 lb Weight Capacity
- Enclosed Cable Management
- VESA 75mm and VESA 100 mm Compatible with Quick Monitor Release
- Includes Desk Clamp and Grommet Mount

Item	Model No.	W	D	H	Ship Wt	Cubic Ft	List Price
KEYBOARD MECHANISM WITH KEYBOARD CLAMP	1-KCWR	18	7 1/4 -10 3/4	3	11	.5	\$ 359
	Description	<ul style="list-style-type: none"> • Keyboard Mechanism • E2 Glide Slide System • Spring Assisted Height Adjustment • Knob Control • 360° Swivel • 30° Tray Tilt • Adjustable Keyboard Clamp • 18" Allante Wrist Rest 					
	Options: Specify & Add						
	Factory Installed						\$ 126
KEYBOARD MECHANISM WITH KEYBOARD PLATFORM AND PALM REST	1-KPMT	23 9/16	10 7/16	3	14	.8	\$ 560
	Description	<ul style="list-style-type: none"> • Keyboard Mechanism • E2 Glide Slide System • Spring Assisted Height Adjustment • One Touch Control • 360° Arm Rotation • 30° Tray Tilt • 18" Gel Wrist Rest • Left or Right Handed Mouse Tray • Requires a Minimum of 31 1/2" of Kneespace When Mouse is Fully Extended 					
	Options: Specify & Add						
	Factory Installed						\$ 126
KEYBOARD MECHANISM WITH KEYBOARD PLATFORM AND MOUSE TRAY AND PALM REST	1-KPMP	26 1/2	10 7/16	3	14.3	1.0	\$ 679
	Description	<ul style="list-style-type: none"> • Keyboard Mechanism • E2 Glide Slide System • Spring Assisted Height Adjustment • One Touch Control • 360° Arm Rotation • 30° Tray Tilt • Mouse Tray has Independent Tilt Swivel • 18" Gel Wrist Platform/Mouse Tray • Left or Right Handed Mouse Tray • Requires a Minimum of 30" of Kneespace When Mouse is Fully Extended 					
	Options: Specify & Add						
	Factory Installed						\$ 126

Item	Model No.	W	D	H	Ship Wt	Cubic Ft	List Price
KEYBOARD MECHANISM WITH KEYBOARD CLAMP	1-KC	9	17	6	13	1.0	\$ 477

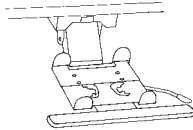

Description

- Keyboard Mechanism
- Ball Bearing Slides In and Out
- Spring Assisted Height Adjustment
- Lock Lever
- 360° Arm Rotation
- 25° Tray Tilt
- Adjustable Keyboard Clamp

Options: Specify & Add

Factory Installed	\$ 126
-------------------	--------

KEYBOARD MECHANISM WITH KEYBOARD CLAMP AND PALM REST	1-KCPR	9	17	6	14	1.0	\$ 638
--	--------	---	----	---	----	-----	--------

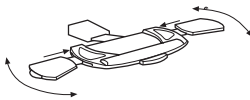

Description

- Keyboard Mechanism
- Ball Bearing Slides In and Out
- Spring Assisted Height Adjustment
- Lock Lever
- 360° Arm Rotation
- 25° Tray Tilt
- Adjustable Keyboard Clamp
- Palm Rest

Options: Specify & Add

Factory Installed	\$ 126
-------------------	--------

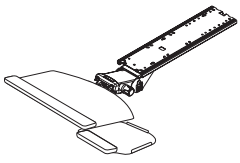
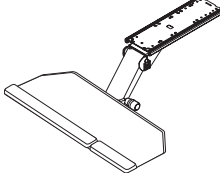
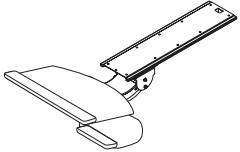
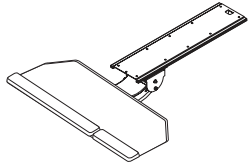
KEYBOARD MECHANISM WITH KEYBOARD PLATFORM AND MOUSE TRAY AND PALM REST	1-KPPR	23	17 1/2	6	16	2.0	\$ 609
--	--------	----	--------	---	----	-----	--------


Description

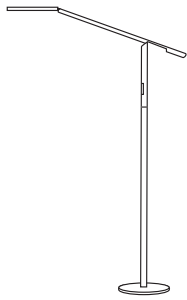
- Keyboard Mechanism
- Ball Bearing Slides In and Out
- Spring Assisted Height Adjustment
- Lock Lever
- 360° Arm Rotation
- 25° Tray Tilt
- Keyboard Platform
- Left or Right Handed Mouse Tray
- Palm Rest
- Requires a Minimum of 32" of Kneespace When Mouse is Fully Extended

Options: Specify & Add

Factory Installed	\$ 126
-------------------	--------

Item	Model No.	W	D	H	Ship Wt	Cubic Ft	List Price
ARTICULATING KEYBOARD WITH SWIVEL MOUSE PLATFORM 	1-KB5	26 3/4	14	2 1/4	16	1.4	\$ 587
Description							
<ul style="list-style-type: none"> • 18.75" Platform with Swivel-Below Mouse Platform • Palm Rest for Mousing Surface • Lift & Lock 8.375" Height Adjustment • +/- 15° Tilt Adjustment & 360 Rotation • Dial-A-Tilt for Precision Tilt Adjustment • Cannot Be Used on 20" Deep Unit • Not Available with Optional Center Grommet 							
Options: Specify & Add							
Factory Installed							\$ 126
ARTICULATING KEYBOARD CORNER PLATFORM 	01-KB90	25	10 1/2	3 1/2	19	1.4	\$ 727
Description							
<ul style="list-style-type: none"> • 25" Cut Corner Platform • Keyboard and Mouse on same level • Single Palm Rest for both Left & Right Hands • Lift & Lock Height Adjustment • +/- 15° Tilt Adjustment & 360 Rotation • Provides Additional Pivot Point • 8.42" Height Adjustment • Cannot Be Used on 20" Deep Unit • Not Available with Optional Center Grommet 							
Options: Specify & Add							
Factory Installed							\$ 126
KEYBOARD MECHANISM WITH KEYBOARD PLATFORM AND MOUSE TRAY AND PALM REST 	01-KB3	26 1/2	14	4.5	16	1.4	\$ 562
Description							
<ul style="list-style-type: none"> • 18.75" Platform with Swivel-Below Mouse Platform • Palm Rest for Mousing Surface • Lift & Lock 7" Height Adjustment • +/- 15° Tilt Adjustment & 360 Rotation • Independent Tilt Adjustment • Cannot Be Used on 20" Deep Unit • Not Available with Optional Center Grommet 							
Options: Specify & Add							
Factory Installed							\$ 126
ARTICULATING KEYBOARD CORNER PLATFORM 	01-KB2CC	25	10 1/2	4 1/2	16	1.4	\$ 502
Description							
<ul style="list-style-type: none"> • 25" Cut Corner Platform • Keyboard and Mouse on same level • Single Palm Rest for both Left & Right Hands • Works with 17"+ Diagonal Work Surface • +/- 15° Tilt Adjustment & 360 Rotation • Independent Tilt Adjustment • Lift & Lock 7" Height Adjustment • Cannot Be Used on 20" Deep Unit • Not Available with Optional Center Grommet 							
Options: Specify & Add							
Factory Installed							\$ 126

Item	Model No.	W	D	H	Ship Wt	Cubic Ft	List Price
FLOOR LAMP	01-EQUO	32	10	44 ³ / ₄ - 56 ³ / ₄	8	2	\$ 585

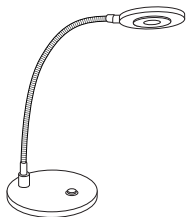


Open Market Only

Description

- 28 LED, 6 Watts
- Built-in Touchstrip Dimmer
- Multiple Dimming Levels
- 10' Power Cord
- CRI 85, 3500K Color Temperature

LED DESK LAMP	01-PIXIE	-	-	-	2.3	.1	\$ 226
---------------	----------	---	---	---	-----	----	--------

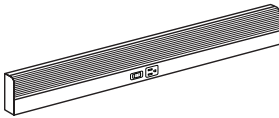


Open Market Only

Description

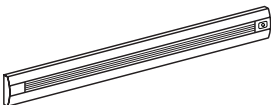
- Small Profile and Lightweight
- 11.8" Reach
- 7' Power Cord
- Energy Efficient 3 Watt LED Lamp
- CRI 70, 3300K Color Temperature

FLUORESCENT TASKLIGHTS	TL-0848	48	-	-	-		\$ 272
	TL-0824	24	-	-	-		\$ 227


Description

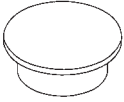
- 10' Power Cord
- One Power Outlet
- Rocker Style On/Off Switch

LED TASKLIGHT	01-188LED58 188-LED, 43.5 Watts	57 ¹³ / ₃₂	1/2	2			\$ 1014
	01-94LED31 94-LED, 23.4 Watts	30 ¹ / ₈	1/2	2			\$ 734
	01-47LED17 47-LED, 10.9 Watts	16 ¹³ / ₃₂	1/2	2			\$ 424
	01-OSRP Occupancy Sensor	2 ⁵ / ₁₆	1/2	2			\$ 225


Description

- All LED Lights Include the Power Supply
- Occupancy Sensor Shuts Off After 30 Minutes of Inactivity and Turns on Immediately When Reentering the Detection Area

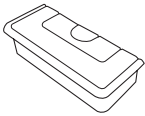
Item	Model No.	W	D	H	Ship Wt	Cubic Ft	List Price
ROUND GROMMET	01-GRMTSL	—	—	—	—	1 .1	\$ 22



Description

- 60mm Silver Round Grommet with Cover
- Field Installed

RECTANGULAR GROMMET	01-HUGRMTSL	—	—	—	—	1 .1	\$ 22
---------------------	-------------	---	---	---	---	------	-------

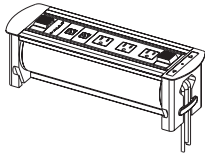


Description

- 70 x 30mm Silver Rectangular Grommet with Cover
- Field Installed

Data/Power/Communication Accessories

Item	Model No.	W	D	H	Ship Wt	Cubic Ft	List Price
TRAINING TABLE POWER & DATA VAULT	01-TVAULTA	4 1/3	13 3/4	4 1/6	10	0.3	\$ 1001

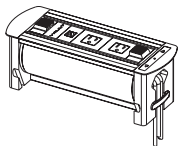


Open Market Only

Description

- Electric Drive Motor Rotates the Surface Technology 180° to the Proper Position
- Photo-Electronic Eye Prevents Rotation When Obstructed
- 2 Data Ports and 3 Power Outlets
- 6' Power Cord

HOTEL DESK POWER & DATA VAULT	01-HVAULTA	4 1/3	11 3/4	4 1/6	10	0.3	\$ 963
-------------------------------	------------	-------	--------	-------	----	-----	--------

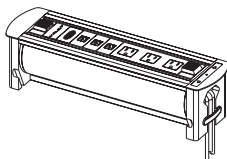


Open Market Only

Description

- Electric Drive Motor Rotates the Surface Technology 180° to the Proper Position
- Photo-Electronic Eye Prevents Rotation When Obstructed
- 1 Data Ports and 2 Power Outlets
- 6' Power Cord

CONFERENCE TABLE POWER & DATA VAULT	01-CVAULTA	4 1/3	15 7/8	4 1/6	10	0.4	\$ 1053
--	------------	-------	--------	-------	----	-----	---------



Open Market Only

Description

- Electric Drive Motor Rotates the Surface Technology 180° to the Proper Position
- Photo-Electronic Eye Prevents Rotation When Obstructed
- 3 Data Ports, 3 Power Outlets, and 1 VGA Port
- 6' Power Cord

REVEAL POWER & DATA	01-ASSEMBLERA Aluminum	6 5/8	13 3/8	3	5	0.3	\$ 595
	01-ASSEMBLERB Black	6 5/8	13 3/8	3	5	0.3	\$ 595


Description

- Mounts Under Worksurface on Sturdy Ball Bearing Track
- 1 Open Port, 1 USB, and 2 Power Outlets
- Includes Voice/Data Adapter Kit to Accept Couplers and Jacks When Required
- Does Not Require Cut Out in Worksurface
- UL Listed

Data/Power/Communication Accessories

Item	Model No.	W	D	H	Ship Wt	Cubic Ft	List Price
OASIS MINI POWER & DATA	01-OASISMA Aluminum	15	9	4 15/16	7	.7	\$ 1961
	01-OASISMB Black	15	9	4 15/16	7	.7	\$ 1961
INTERACT POWER & DATA	01-INTERACTA Aluminum	9	5 3/8	2 3/4	5	.2	\$ 402
	01-INTERACTB Black	9	5 3/8	2 3/4	5	.2	\$ 402
DATA PORT 4	01-DPORT4A Aluminum	8	4	—	7	.2	\$ 671
	01-DPORT4B Black	8	4	—	7	.2	\$ 671
POWER 440	01-DATA440A Aluminum	5 5/16	4 3/8	—	5	.2	\$ 593
	01-DATA440B Black	5 5/16	4 3/8	—	5	.2	\$ 593


Description

- 2 Data/1 Voice Telecom Plates included
- Opening for 1 Additional Plate Sold Separately
- 4 Power Outlets
- Soft Touch Hinged Lid
- 9' Power Cord
- UL Listed
- Optional Telecom Plates, See Page 484


Description

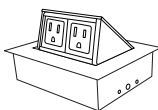
- 1 Data/1 Voice Telecom Plate Included
- 2 Power Outlets
- Convenience Plug on Bottom
- 6' Power Cord
- UL Listed and CSA Certified
- Optional Telecom Plates, See Page 484



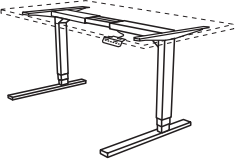
SIN 711-2

Description

- Retracts into Work Surface to Regain Productive Space
- One-Touch Access to Power and Data
- Two Power Outlets and Two Open Ports for Data
- Water-Proof Simplex (Outlets)
- Includes a Voice/Data Adapter Kit to Accept Couplers and Jacks When Required
- 6' Power Cord

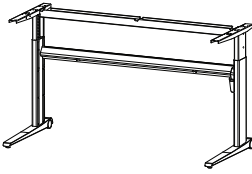

Description

- 2 Power Outlets
- Soft Touch Hinged Lid
- 6' Power Cord

Item	Model No.		W	D	H	Ship Wt	Cubic Ft	List Price
 PNEUMATIC TABLE LIFT	Silver	Black						
	01-2240PLS	01-2240PLB	36	22	26 - 45 1/2	66	2.3	\$ 3051
	Compatible with 24" Deep Tops that are 48" Long							
	01-2248PLS	01-2248PLB	44	22	26 - 45 1/2	68	2.3	\$ 3070
	Compatible with 24" Deep Tops that are 54" Long							
	01-2256PLS	01-2256PLB	52	22	26 - 45 1/2	70	2.5	\$ 3088
	Compatible with 24" Deep Tops that are 60" or 66" Long							
	01-2264PLS	01-2264PLB	60	22	26 - 45 1/2	71	2.8	\$ 3106
	Compatible with 24" Deep Tops that are 72" Long							
01-2640PLS	01-2640PLB	36	22	26 - 45 1/2	66	2.3	\$ 3075	
Compatible with 30" and 36" Deep Tops that are 48" Long								
01-2648PLS	01-2648PLB	44	22	26 - 45 1/2	68	2.3	\$ 3092	
Compatible with 30" and 36" Deep Tops that are 54" Long								
01-2656PLS	01-2656PLB	52	22	26 - 45 1/2	70	2.5	\$ 3110	
Compatible with 30" and 36" Deep Tops that are 60" or 66" Long								
01-2664PLS	01-2664PLB	60	22	26 - 45 1/2	71	2.8	\$ 3130	
Compatible with 30" and 36" Deep Tops that are 72" Long								

Description

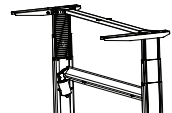
- Pneumatic Lift Operates with Ease
- Stop at Any Position
- Height Adjustment from 26" to 46 1/2"
- Adjustable Levelers
- Tops Sold Separately
- Some Assembly Required

 ELECTRIC TABLE LIFT WITH CASTER	01-2861ELCS		61 7/16	28 3/8	26 - 46 1/2	68	3	\$ 1953
	Compatible with 30" and 36" Deep Tops that are 72" - 84" Long							

Open Market Only

Description

- Silver Table Lift
- Height Adjusts from 26" to 46 1/2" at 1" per Second
- Flip Out Tray Stores Cables Under the Desk Top
- Built In Casters Provide Mobility if Desired
- 176 lbs Maximum Load
- Tops Sold Separately
- Some Assembly Required
- Optional Battery Pack Available

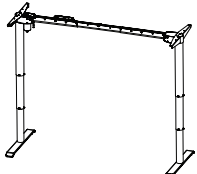
Item	Model No.	W	D	H	Ship Wt	Cubic Ft	List Price
 Open Market Only	01-2232ELS	32 7/8	22 1/16	21 1/4 - 46 7/8	57	3.0	\$ 2016
	Compatible with 24" and 30" Deep Tops that are 42" - 48" Long						
	01-2256ELS	56 11/16	22 1/16	21 1/4 - 46 7/8	65	3.0	\$ 2079
Compatible with 24" and 30" Deep Tops that are 60" - 72" Long							
	01-2259ELS	59 13/16	22 1/16	21 1/4 - 46 7/8	66	3.0	\$ 2083
Compatible with 24" and 30" Deep Tops that are 72" - 84" Long							

Description

- Silver Table Lift
- Height Adjusts from 21 1/4" to 46 7/8" at 1.2" per Second
- 220 lbs Maximum Load
- Automatic Safety Stop
- Removable Top Bracket Allows Keyboard Installation
- Tops Sold Separately
- Some Assembly Required
- Optional Battery Pack Available

Options: Specify & Add

01-ELCASTERS	• Locking	\$	150
01-EXTENDERLEG	• Required For Cockpit and Extended Corner Tops	\$	194

 Open Market Only	01-2445ELS	69 5/16 - 45 11/16	27 1/2	24 3/4 - 48 7/16	53	3.0	\$ 2565
	Silver - Compatible with 24" and 30" Deep Tops that are 60" - 84" Long						
	01-2445ELB	69 5/16 - 45 11/16	27 1/2	24 3/4 - 48 7/16	53	3.0	\$ 2565
Black - Compatible with 24" and 30" Deep Tops that are 60" - 84" Long							

Description

- Width Adjusts from 45 11/16" to 69 5/16" in Intervals of 3 5/16"
- Height Adjusts from 24 3/4" to 48 7/16" at 1.2" per Second
- 220 lbs Maximum Load
- Silver or Black with Inner Columns in Chrome
- Tops Sold Separately
- Some Assembly Required
- Optional Battery Pack Available

BATTERY PACK	01-BATTERYKIT	-	-	-	1	.5	\$ 854
--------------	---------------	---	---	---	---	----	--------




Open Market Only

Description

- 24 Volt Battery with Charger
- Works with Select Electric Table Lifts As Noted On Lift

Item	Model No.	W	D	H	Ship Wt	Cubic Ft	List Price
POWER STRIP	1-PRSP	9	2	2	1	-	\$ 124


Description

- Four Outlets
- Two Phone Jacks
- Rocker Switch
- Black Plastic
- Suitable for Surface or Recessed Mounting
- 13 Amp Circuit Breaker
- 10 ft. Power Cord
- Two 14 ft. Phone Hook Up Cords
- UL Listed and CSA Certified

NOTE: Item will ship via UPS only.

WIRE MANAGERS	1-WMGR4	16	1½	1	1	-	\$ 71
---------------	---------	----	----	---	---	---	-------


Description

- Four Wire Manager Strips
- Black Plastic
- Snap Lock Channel
- Attaches with Adhesive Strips
- Can be Placed on All Units to Route Wires

NOTE: Item will ship via UPS only.

Compatible with 01-OASISMA, 01-OASISMB, 01-INTERACTA, 01-INTERACTB, 01-INTRFCIA, and 01-INTRFCIB.

Model No.	Description	List Price
01-ABL	Telecom Plate, Blank Plate	\$ 25
01-ABL737373	Telecom Plate, (3) RJ45 Cat 5e	\$ 226
01-ABLAB	Telecom Plate, (1) RJ45 Cat 6, (1) RJ11 Cat 3 Phone	\$ 125
01-ABLAB102	Telecom Plate, (1) RJ45 Cat 6, (1) RJ11 Cat 3, (1) USB W/72" Patch Cord	\$ 197
01-ABLABB	Telecom Plate, (2) RJ45 Cat 6, (1) RJ11 Cat 3 Phone	\$ 197
01-ABLB	Telecom Plate, (1) RJ45 Cat 6	\$ 92
01-ABLBB	Telecom Plate, (2) RJ45 Cat 6	\$ 159
01-ABLBBB	Telecom Plate, (3) RJ45 Cat 6	\$ 226
01-ABLBBBB	Telecom Plate, (4) RJ45 Cat 6	\$ 293
01-ABLBBC51	Telecom Plate, (2) RJ45 Cat 6, (1) 15 Pin HD VGA w/72" Patch Cord	\$ 274
01-ABLBC51L	Telecom Plate, (1) RJ45 Cat 6, (1) Mini Stereo Inline, (1) 15 Pin HD VGA w/72" Patch Cord	\$ 251
01-ABLC3811	Telecom Plate, (1) RJ45 Cat 6 Data Inline, (1) RJ11 Cat 3 Phone Inline	\$ 121
01-ABLC45	Telecom Plate, (1) HDMI w/36" Patch Cord	\$ 182
01-ABLC45C51L	Telecom Plate, (1) Mini Stereo Inline, (1) HDMI w/36" Patch Cord, (1) 15 Pin HD VGA w/72" Patch Cord	\$ 342
01-ABLC51L	Telecom Plate, (1) 15 Pin HD VGA & (1) Mini Stereo Inline Jack	\$ 184
01-ABLCRDM	Telecom Plate, (3) Cord Bushings	\$ 59

Indiana[®]
FURNITURE

1224 Mill Street
PO Box 270
Jasper, Indiana 47547-0270
Tel 812.482.5727
Tol 800.422.5727
Fax 812.482.9035
sales@indianafurniture.com

www.indianafurniture.com



Federal Classification: Small Business