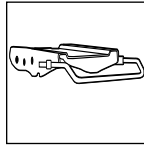


TYE™



model 1950-4 (3N)

model 1951-4 (3N)



Multi-Depth Mechanism
Seat depth option is available on multi-tilter models. (see notes for more details)



model 1953

STANDARD FEATURES

- Contemporary mesh fabric and upholstered panels are used on chair backs.
- Standard with adjustable height T-arms with curved urethane armcaps (3N) in Black Only, (except model 1953 which has a fixed height version of this same arm style). All models (except armchair) are standard with a five-legged, injection molded "spider" base.
- C65 casters are standard.
- Tye was originally available only in a combination of Mock Leather (550 Black) trim on the back and Jenny (JN02 Ebony) on the seat. Please Specify this way for match up orders. Seat and back panels will be upholstered in the same fabric unless otherwise specified.
- Seat depth and pneumatic seat height adjustments. Infinite tilt lock and tilt tension control.
- Mesh available in Black Only.
- Not available in Leather, Match, or Pebbles textiles.

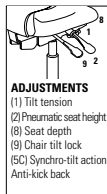
OPTIONAL FEATURES

- The seat and the trim around the mesh back are upholstered in the following GLOBAL fabrics: Drama, Jenny, Mock Leather, Pebbles, Sprinkle, and Urban (Grade 1), Crescent, Imprint, Match, Replay, Renewal, and Silhouette (Grade 2), Couture (Grade 3) at an Additional charge. Other GLOBAL fabrics are not suitable.
- Please refer to "Arms Selection" section of the price book for arm options.
- Please refer to the "Casters Selection" section of the price book for caster options. Optional casters may be priced higher than the standard casters for your chair and the difference will be charged. Lower priced optional casters will not be credited.
- For hard surface flooring please specify C65R and Add \$49.
- For fully assembled in box, please specify SU. Add \$53.

DESCRIPTION	FEATURES	MODEL#	STANDARD FABRIC GRADES											
-------------	----------	--------	------------------------	--	--	--	--	--	--	--	--	--	--	--



HB Synchro - Tilter
COM Yardage: 1.50
Freight Class: 150
Product Weight (lbs.): 53
Cubic Feet Per Carton: 11



ADJUSTMENTS
(1) Tilt tension
(2) Pneumatic seat height
(8) Seat depth
(9) Chair tilt lock
(5C) Synchro-tilt action
Anti-kick back

Ergonomic Features:
A, B, C, E, H, L, M, N

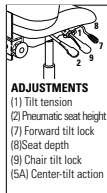
	1	2	3	4	5	6	7	8	9	10	11	12
1950-1	753	794	824	-	-	-	-	-	-	-	-	-

OVERALL DIMENSIONS			SEAT DIMENSIONS			BACK DIMENSIONS	
W	D	H	W	D	H	W	H
25	26	45	21	19-20.5	17.5-21.5	19.5	27

RTA 2



HB Multi - Tilter
COM Yardage: 1.50
Freight Class: 150
Product Weight (lbs.): 52
Cubic Feet Per Carton: 11



ADJUSTMENTS
(1) Tilt tension
(2) Pneumatic seat height
(7) Forward tilt lock
(8) Seat depth
(9) Chair tilt lock
(5A) Center-tilt action

Ergonomic Features:
A, B, C, E, F, H, M, N, S

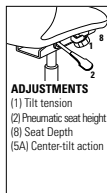
	1	2	3	4	5	6	7	8	9	10	11	12
1950-3	738	777	807	-	-	-	-	-	-	-	-	-

OVERALL DIMENSIONS			SEAT DIMENSIONS			BACK DIMENSIONS	
W	D	H	W	D	H	W	H
25	26	45	21	19-20.5	17.5-21.5	19.5	27

RTA 2



HB Tilter
COM Yardage: 1.50
Freight Class: 150
Product Weight (lbs.): 49
Cubic Feet Per Carton: 11



ADJUSTMENTS
(1) Tilt tension
(2) Pneumatic seat height
(8) Seat Depth
(5A) Center-tilt action


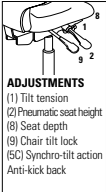


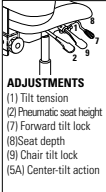


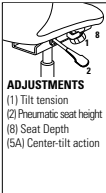


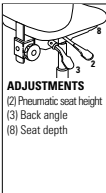


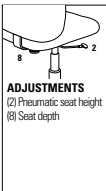

Ergonomic Features:
A, C, E, H, M, N




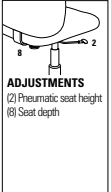


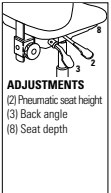


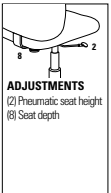


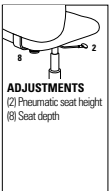
	1	2	3	4	5	6	7	8	9	10	11	12
1950-4	627	665	696	-	-	-	-	-	-	-	-	-

OVERALL DIMENSIONS			SEAT DIMENSIONS			BACK DIMENSIONS	
W	D	H	W	D	H	W	H
25	26	45.5	21	19-20.5	16.5-20.5	19.5	27

RTA 2



DESCRIPTION	FEATURES	MODEL#	STANDARD FABRIC GRADES													
			1	2	3	4	5	6	7	8	9	10	11	12		
 <p>MB Synchro - Tilter COM Yardage: 1.25 Freight Class: 150 Product Weight (lbs.): 51 Cubic Feet Per Carton: 10.50</p>	 <p>ADJUSTMENTS (1) Tilt tension (2) Pneumatic seat height (8) Seat depth (9) Chair tilt lock (5C) Synchro-tilt action Anti-kick back</p>	1951-1	729	762	788	-	-	-	-	-	-	-	-	-		
			OVERALL DIMENSIONS			SEAT DIMENSIONS			BACK DIMENSIONS							
			W	D	H	W	D	H	W	H						
			25	26	40.5	21	19-20.5	17-21	19.5	23						
			RTA 2													
 <p>MB Multi - Tilter COM Yardage: 1.25 Freight Class: 150 Product Weight (lbs.): 50 Cubic Feet Per Carton: 10.50</p>	 <p>ADJUSTMENTS (1) Tilt tension (2) Pneumatic seat height (7) Forward tilt lock (8) Seat depth (9) Chair tilt lock (5A) Center-tilt action</p>	1951-3	712	745	771	-	-	-	-	-	-	-	-			
			OVERALL DIMENSIONS			SEAT DIMENSIONS			BACK DIMENSIONS							
			W	D	H	W	D	H	W	H						
			25.	26.	40.5	21	19-20.5	17-21	19.5	23						
			RTA 2													
 <p>MB Tilter COM Yardage: 1.25 Freight Class: 150 Product Weight (lbs.): 47 Cubic Feet Per Carton: 10.50</p>	 <p>ADJUSTMENTS (1) Tilt tension (2) Pneumatic seat height (8) Seat Depth (5A) Center-tilt action</p>	1951-4	600	632	659	-	-	-	-	-	-	-	-			
			OVERALL DIMENSIONS			SEAT DIMENSIONS			BACK DIMENSIONS							
			W	D	H	W	D	H	W	H						
			25	26	41	21	19-20.5	17-21	19.5	23						
			RTA 2													
 <p>MB Posture Task w/Arms COM Yardage: 1.25 Freight Class: 150 Product Weight (lbs.): 45 Cubic Feet Per Carton: 9.25</p>	 <p>ADJUSTMENTS (2) Pneumatic seat height (3) Back angle (8) Seat depth</p>	1951-7	650	682	709	-	-	-	-	-	-	-	-			
			OVERALL DIMENSIONS			SEAT DIMENSIONS			BACK DIMENSIONS							
			W	D	H	W	D	H	W	H						
			25	26	40	21	19-20.5	16-20	19.5	23						
			RTA 2													
 <p>LB Task w/Arms COM Yardage: 1 Freight Class: 150 Product Weight (lbs.): 43 Cubic Feet Per Carton: 9.25</p>	 <p>ADJUSTMENTS (2) Pneumatic seat height (8) Seat depth</p>	1952-6	520	546	567	-	-	-	-	-	-	-	-			
			OVERALL DIMENSIONS			SEAT DIMENSIONS			BACK DIMENSIONS							
			W	D	H	W	D	H	W	H						
			25	26	35.	21	19-20.5	17-20	19.5	16						
			RTA 2													

DESCRIPTION	FEATURES	MODEL#	STANDARD FABRIC GRADES													
			1	2	3	4	5	6	7	8	9	10	11	12		
 Armchair COM Yardage: 1 Freight Class: 250 Product Weight (lbs.): 36 Cubic Feet Per Carton: 10.25	Ergonomic Features: M, N	1953	465	494	511	-	-	-	-	-	-	-	-	-	-	
			OVERALL DIMENSIONS			SEAT DIMENSIONS			BACK DIMENSIONS							
			W	D	H	W	D	H	W	H						
			27	23	35	21	18.5	18	19.5	18						
			RTA 1													
 LB Task Armless COM Yardage: 1 Freight Class: 150 Product Weight (lbs.): 37 Cubic Feet Per Carton: 9.25	 ADJUSTMENTS (2) Pneumatic seat height (8) Seat depth	1954-6	446	477	503	-	-	-	-	-	-	-	-	-	-	
			OVERALL DIMENSIONS			SEAT DIMENSIONS			BACK DIMENSIONS							
			W	D	H	W	D	H	W	H						
			25	26	35	21	19-20.5	17-22	19.5	16						
			RTA 2													
 MB Posture Task Armless COM Yardage: 1.25 Freight Class: 150 Product Weight (lbs.): 39 Cubic Feet Per Carton: 9.25	 ADJUSTMENTS (2) Pneumatic seat height (3) Back angle (8) Seat depth	1957-7	577	610	635	-	-	-	-	-	-	-	-	-		
			OVERALL DIMENSIONS			SEAT DIMENSIONS			BACK DIMENSIONS							
			W	D	H	W	D	H	W	H						
			25	26	40	21	19-20.5	16-20	19.5	23						
			RTA 2													
 LB Task Drafting Chair COM Yardage: 1 Freight Class: 150 Product Weight (lbs.): 47 Cubic Feet Per Carton: 9.25	 ADJUSTMENTS (2) Pneumatic seat height (8) Seat depth	1922-6	623	649	670	-	-	-	-	-	-	-	-	-		
			OVERALL DIMENSIONS			SEAT DIMENSIONS			BACK DIMENSIONS							
			W	D	H	W	D	H	W	H						
			25	26	44.5	21	19-20.5	24-34	19.5	16						
			RTA 2													
 LB Task Drafting Chair Armless COM Yardage: 1 Freight Class: 150 Product Weight (lbs.): 40 Cubic Feet Per Carton: 9.25	 ADJUSTMENTS (2) Pneumatic seat height (8) Seat depth	1924-6	547	573	593	-	-	-	-	-	-	-	-	-		
			OVERALL DIMENSIONS			SEAT DIMENSIONS			BACK DIMENSIONS							
			W	D	H	W	D	H	W	H						
			25	26	44.5	21	19-20.5	24-34	19.5	16						
			RTA 2	