

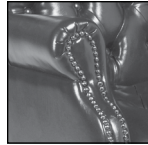
TRADITIONAL™



model 3720



model 3722



Standard Feature
Attractive brass-colored nail head trim is standard on all models



model 3747

STANDARD FEATURES

- Tilter chairs are standard with a traditional style wood capped steel base.
- All models are Tufted design with brass-colored nail head trim and vinyl bumper guards. Pneumatic seat height adjustment and tilt tension control.
- C1 casters are standard.
- All models ship fully assembled in the box.

OPTIONAL FEATURES

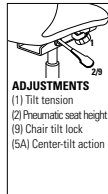
- Optional ballistic nylon outer back fabric available. Resistant to impact damage. Available in Black Only (BKB). Add \$14.
- Wood base, arms and frames are available in Absolute (AAM), Black (BKM), Cherry (ACM), Espresso Cafe (ECM), English Oak (EOM), Fruitwood (TFM), Gray (HGM), Honey (AHM), Mahogany (TMM), Maple (AVM), Medium Walnut (MWM), Night (ASM), Shaker Cherry (SKM), Walnut (TWM), WC Cream (WTM), White (WHM) and Winter Cherry (WCM). Please Specify. Genuine maple faced veneers and solids are used.

- For availability of chair series in Fabric, Vinyl or Leather, please contact a Global Sales Representative. Some restrictions apply.
- Tilter models can be ordered with an optional Black nylon base upon request, at no upcharge.
- Please refer to the "Casters Selection" section of the price book for caster options. Optional casters may be priced higher than the standard casters for your chair and the difference will be charged. Lower priced optional casters will not be credited.
- For hard surface flooring casters. Please Specify C9R, Add \$49.

DESCRIPTION FEATURES MODEL# STANDARD FABRIC GRADES



HB Tilter Queen Anne Style
COM Yardage: 4.75
Freight Class: 250
Product Weight (lbs.): 64
Cubic Feet Per Carton: 22.25



*Fabrics Limited, See notes

Ergonomic Features:
A, C, M, N, S

	1	2	3	4	5	6	7	8	9	10	11	12
3720	1177	1299	--	--	1747	1824	--	2346	2511	2833	3266	3808

OVERALL DIMENSIONS			SEAT DIMENSIONS			BACK DIMENSIONS	
W	D	H	W	D	H	W	H
29	30	44.5	19.5	19.5	19-23	19	26

RTA 00



ArmChair Banker's Style
COM Yardage: 2
Freight Class: 250
Product Weight (lbs.): 31
Cubic Feet Per Carton: 11

*Fabrics Limited, See notes

Ergonomic Features:
M, N

	1	2	3	4	5	6	7	8	9	10	11	12
3722	590	643	--	--	829	864	--	1085	1154	1287	1472	1698

3722C with casters	629	681	--	--	871	901	--	1123	1194	1327	1510	1739
------------------------------	-----	-----	----	----	-----	-----	----	------	------	------	------	------

OVERALL DIMENSIONS			SEAT DIMENSIONS			BACK DIMENSIONS	
W	D	H	W	D	H	W	H
25	22.5	31	25	18	19.5	23	11

RTA 00



High Back Armchair Queen Anne Style
COM Yardage: 4.75
Freight Class: 250
Product Weight (lbs.): 50
Cubic Feet Per Carton: 22.25


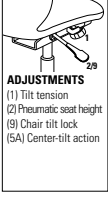

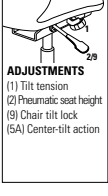



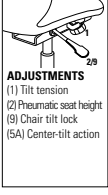
*Fabrics Limited, See notes


Ergonomic Features:
M, N


	1	2	3	4	5	6	7	8	9	10	11	12
3725	1001	1124	--	--	1574	1647	--	2172	2337	2657	3091	3633


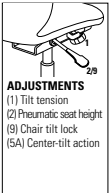
OVERALL DIMENSIONS			SEAT DIMENSIONS			BACK DIMENSIONS	
W	D	H	W	D	H	W	H
29	29	43	19	19	18	19	26


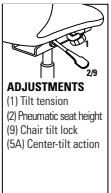
RTA 00


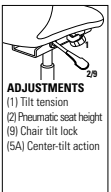
DESCRIPTION	FEATURES	MODEL#	STANDARD FABRIC GRADES											
 <p>HB Tilter Martha Washington Style COM Yardage: 3 Freight Class: 250 Product Weight (lbs.): 50 Cubic Feet Per Carton: 20.25</p>	 <p>ADJUSTMENTS (1) Tilt tension (2) Pneumatic seat height (9) Chair tilt lock (5A) Center-tilt action</p>	3730	1	2	3	4	5	6	7	8	9	10	11	12
			1137	1214	--	--	1498	1546	--	1876	1981	2182	2455	2798
		OVERALL DIMENSIONS			SEAT DIMENSIONS			BACK DIMENSIONS						
		W	D	H	W	D	H	W	H					
	25	27	39	18	18	17.5-21.5	19	23						
	*Fabrics Limited, See notes		Ergonomic Features: A, C, M, N, S		RTA 00									
 <p>LB Tilter Martha Washington Style COM Yardage: 2.75 Freight Class: 250 Product Weight (lbs.): 45 Cubic Feet Per Carton: 15.50</p>	 <p>ADJUSTMENTS (1) Tilt tension (2) Pneumatic seat height (9) Chair tilt lock (5A) Center-tilt action</p>	3731	1	2	3	4	5	6	7	8	9	10	11	12
			1055	1125	--	--	1386	1427	--	1731	1828	2012	2264	2578
		OVERALL DIMENSIONS			SEAT DIMENSIONS			BACK DIMENSIONS						
		W	D	H	W	D	H	W	H					
	25.5	26	36	18	18	17.5-21.5	19	18						
	*Fabrics Limited, See notes		Ergonomic Features: A, C, M, N, S		RTA 00									
 <p>LB Armchair Martha Washington Style COM Yardage: 2.75 Freight Class: 300 Product Weight (lbs.): 28 Cubic Feet Per Carton: 15.50</p>		3732	1	2	3	4	5	6	7	8	9	10	11	12
			874	945	--	--	1205	1247	--	1551	1647	1832	2084	2397
		OVERALL DIMENSIONS			SEAT DIMENSIONS			BACK DIMENSIONS						
		W	D	H	W	D	H	W	H					
	25.5	24.5	34	20	18	19	19	18						
	*Fabrics Limited, See notes		Ergonomic Features: M, N		RTA 00									
 <p>HB Armchair Martha Washington Style COM Yardage: 3 Freight Class: 300 Product Weight (lbs.): 32 Cubic Feet Per Carton: 20.25</p>		3735	1	2	3	4	5	6	7	8	9	10	11	12
			958	1033	--	--	1316	1365	--	1695	1801	2002	2276	2619
		OVERALL DIMENSIONS			SEAT DIMENSIONS			BACK DIMENSIONS						
		W	D	H	W	D	H	W	H					
	25	27.5	39.5	20	18	19	19	22.5						
	*Fabrics Limited, See notes		Ergonomic Features: M, N		RTA 00									
 <p>LB Tilter Martha Washington Style COM Yardage: 2.75 Freight Class: 250 Product Weight (lbs.): 45 Cubic Feet Per Carton: 15.50</p>	 <p>ADJUSTMENTS (1) Tilt tension (2) Pneumatic seat height (9) Chair tilt lock (5A) Center-tilt action</p>	3741	1	2	3	4	5	6	7	8	9	10	11	12
			1069	1139	--	--	1400	1441	--	1745	1842	2027	2278	2593
		OVERALL DIMENSIONS			SEAT DIMENSIONS			BACK DIMENSIONS						
		W	D	H	W	D	H	W	H					
	25.5	26	36	20	18	17.5-21.5	19	18						
	*Fabrics Limited, See notes		Ergonomic Features: A, C, M, N, S		RTA 00									


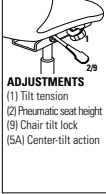
DESCRIPTION	FEATURES	MODEL#	STANDARD FABRIC GRADES											
			1	2	3	4	5	6	7	8	9	10	11	12
 LB Armchair Martha Washington Style COM Yardage: 2.75 Freight Class: 300 Product Weight (lbs.): 28 Cubic Feet Per Carton: 15.50	*Fabrics Limited, See notes Ergonomic Features: M, N	3742	890	962	--	--	1221	1264	--	1567	1663	1848	2099	2412
			OVERALL DIMENSIONS			SEAT DIMENSIONS			BACK DIMENSIONS					
			W	D	H	W	D	H	W	H				
			25	34.5	34.5	20	18	19	19	18				
			RTA 00											

DESCRIPTION	FEATURES	MODEL#	STANDARD FABRIC GRADES											
			1	2	3	4	5	6	7	8	9	10	11	12
 HB Armchair Martha Washington Style COM Yardage: 3 Freight Class: 300 Product Weight (lbs.): 26 Cubic Feet Per Carton: 20.25	*Fabrics Limited, See notes Ergonomic Features: M, N	3745	973	1050	--	--	1334	1383	--	1713	1817	2019	2292	2637
			OVERALL DIMENSIONS			SEAT DIMENSIONS			BACK DIMENSIONS					
			W	D	H	W	D	H	W	H				
			25	27.5	39.5	20	18	19	19	22.5				
			RTA 00											

DESCRIPTION	FEATURES	MODEL#	STANDARD FABRIC GRADES											
			1	2	3	4	5	6	7	8	9	10	11	12
 MB Tilter Martha Washington Style COM Yardage: 3 Freight Class: 300 Product Weight (lbs.): 40 Cubic Feet Per Carton: 20.25	 ADJUSTMENTS (1) Tilt tension (2) Pneumatic seat height (9) Chair tilt lock (5A) Center-tilt action	3746	1055	1132	--	--	1415	1462	--	1795	1899	2099	2374	2717
			OVERALL DIMENSIONS			SEAT DIMENSIONS			BACK DIMENSIONS					
			W	D	H	W	D	H	W	H				
			26.5	29	38	20	18	17-21	20	24				
			RTA 00											

DESCRIPTION	FEATURES	MODEL#	STANDARD FABRIC GRADES											
			1	2	3	4	5	6	7	8	9	10	11	12
 MB Tilter Martha Washington Style COM Yardage: 3 Freight Class: 250 Product Weight (lbs.): 46 Cubic Feet Per Carton: 20.25	 ADJUSTMENTS (1) Tilt tension (2) Pneumatic seat height (9) Chair tilt lock (5A) Center-tilt action	3747	1036	1113	--	--	1397	1445	--	1776	1880	2082	2357	2698
			OVERALL DIMENSIONS			SEAT DIMENSIONS			BACK DIMENSIONS					
			W	D	H	W	D	H	W	H				
			25.5	28	38	20	18	17-21	20	24				
			RTA 00											

DESCRIPTION	FEATURES	MODEL#	STANDARD FABRIC GRADES											
			1	2	3	4	5	6	7	8	9	10	11	12
 HB Tilter Judge's Style COM Yardage: 5 Freight Class: 250 Product Weight (lbs.): 61 Cubic Feet Per Carton: 28.25	 ADJUSTMENTS (1) Tilt tension (2) Pneumatic seat height (9) Chair tilt lock (5A) Center-tilt action	3760	1310	1438	--	--	1911	1988	--	2540	2715	3050	3509	4077
			OVERALL DIMENSIONS			SEAT DIMENSIONS			BACK DIMENSIONS					
			W	D	H	W	D	H	W	H				
			29	32	48	20.5	18.5	18-22	20.5	26				
			RTA 00											

DESCRIPTION	FEATURES	MODEL#	STANDARD FABRIC GRADES													
			1	2	3	4	5	6	7	8	9	10	11	12		
 <p>HB Tilter Judge's Style COM Yardage: 4.75 Freight Class: 250 Product Weight (lbs.): 70 Cubic Feet Per Carton: 28.25</p>	 <p>ADJUSTMENTS (1) Tilt tension (2) Pneumatic seat height (9) Chair tilt lock (5A) Center-tilt action</p>	<p>3766</p>	1339	1461	--	--!	1911	1984	--	2508	2674	2994	3430	3970		
			OVERALL DIMENSIONS			SEAT DIMENSIONS			BACK DIMENSIONS							
			W	D	H	W	D	H	W	H						
29	32	48	20.5	18.5	18-22	20.5	26									
		*Fabrics Limited, See notes		Ergonomic Features: A, C, M, N, S		RTA 00										