

SYNOPSIS®



model 5080-3



model 5091-4

STANDARD FEATURES

- A compound curved back adds a distinct look while maximizing comfort.
- Fixed height, impact and scuff resistant curved arms are standard on models 5090-4, 5091-4 and 5092
- Tilter, Synchro-Tilter, and Multi-Tilter models (starting with 5080) are standard with adjustable height T arms with teardrop shaped urethane armcaps (3B).
- Ratchet style back height and pneumatic seat height adjustments is standard on Synchro-Tilter and Multi-Tilter models.
- Vari-Width (WA). Width adjustable arm extensions are standard with adjustable height T arms.
- Synchro-Tilter and Multi-Tilters feature a black impact resistant outer back shell. Drafting stools have a plastic back panel. All other models feature a fully upholstered outer back.
- Sliding seat depth is available on Synchro-Tilters and Multi-Tilters. Seat depth can be adjusted with a lever on the side of the chair.
- All models (except armchair) are standard with a five-legged, injection molded base.
- Base and arms are available in Black (BK) Only.
- C65 casters are standard.

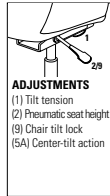
OPTIONAL FEATURES

- Available with Memory Foam (MF). Add \$81.
- Polished Aluminum base with black scuff tips. Specify "B2". Add \$117. Available on select models: 5080-0, 5080-4, 5081-0, 5081-4, 5084-6, 5082-6, 5083-6, 5090-4, and 5091-4.
- Please refer to "Arms Selection" section of the price book for arm options.
- For hard surface flooring casters please specify C65R, add \$49.
- Please refer to the "Casters Selection" section of the price book for caster options. Optional casters may be priced higher than the standard casters for your chair and the difference will be charged. Lower priced optional casters will not be credited.
- Available in fabric, vinyl or leather/mock leather with the EXCEPTION of Match, Imprint, and Renewal.
- For fully assembled in box, please specify SU. Add \$53.

DESCRIPTION FEATURES MODEL# STANDARD FABRIC GRADES



HB Synchro - Tilter w/Back Angle Adjustment
COM Yardage: 2
Freight Class: 150
Product Weight (lbs.): 65
Cubic Feet Per Carton: 14.25

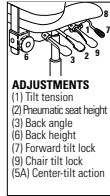


Ergonomic Features:
A, B, C, E, H, L, M, N, R

MODEL#	STANDARD FABRIC GRADES											
	1	2	3	4	5	6	7	8	9	10	11	12
5080-0	858	951	992	1051	1136	1166	1240	1381	1447	1579	1756	1977
5080LM-0	-	-	-	-	1049	-	-	1347	1423	1545	1731	1952
Leather/Leather Mock												
OVERALL DIMENSIONS			SEAT DIMENSIONS			BACK DIMENSIONS						
W	D	H	W	D	H	W	H					
24	25	46	19.5	18-20.5	17-21	19	26-28.5					



HB Multi - Tilter
COM Yardage: 2
Freight Class: 150
Product Weight (lbs.): 67
Cubic Feet Per Carton: 14.25

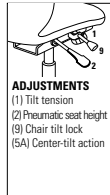


Ergonomic Features:
A, B, C, D, E, F, G, H, M, N, Q, S

MODEL#	STANDARD FABRIC GRADES											
	1	2	3	4	5	6	7	8	9	10	11	12
5080-3	858	951	992	1051	1136	1166	1240	1381	1447	1579	1756	1977
5080LM-3	-	-	-	-	1049	-	-	1347	1423	1545	1731	1952
Leather/Leather Mock												
OVERALL DIMENSIONS			SEAT DIMENSIONS			BACK DIMENSIONS						
W	D	H	W	D	H	W	H					
24	25	46	19.5	18-20.5	17-21	19	26-28.5					




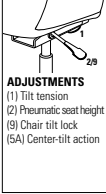


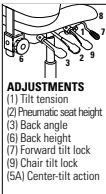


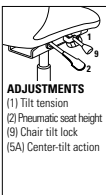


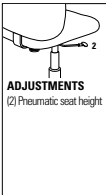


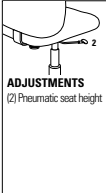

HB Tilter
COM Yardage: 2
Freight Class: 150
Product Weight (lbs.): 45
Cubic Feet Per Carton: 9.75


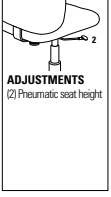


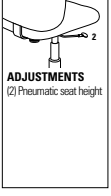


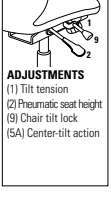


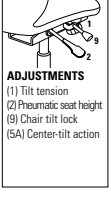




Ergonomic Features:
A, B, C, M, N, S

MODEL#	STANDARD FABRIC GRADES											
	1	2	3	4	5	6	7	8	9	10	11	12
5080-4	735	785	825	885	968	999	1072	1213	1281	1411	1589	1811
5080LM-4	-	-	-	-	947	-	-	1207	1309	1422	1656	1905
Leather/Leather Mock												
OVERALL DIMENSIONS			SEAT DIMENSIONS			BACK DIMENSIONS						
W	D	H	W	D	H	W	H					
24.5	26.5	43.5	19.5	18-19.5	16.5-20.5	19	25.5					



DESCRIPTION	FEATURES	MODEL#	STANDARD FABRIC GRADES																																																																									
			1	2	3	4	5	6	7	8	9	10	11	12																																																														
 <p>MB Synchro - Tilter w/Back Angle Adjustment COM Yardage: 1.75 Freight Class: 150 Product Weight (lbs.): 62 Cubic Feet Per Carton: 14.25</p>	 <p>ADJUSTMENTS (1) Tilt tension (2) Pneumatic seat height (9) Chair tilt lock (5A) Center-tilt action</p>	<p>Ergonomic Features: A, B, C, E, H, L, M, N, R</p>	<table border="1"> <tr> <td>5081-0</td><td>776</td><td>859</td><td>895</td><td>946</td><td>1020</td><td>1047</td><td>1111</td><td>1234</td><td>1294</td><td>1408</td><td>1564</td><td>1757</td> </tr> <tr> <td>5081LM-0</td><td>-</td><td>-</td><td>-</td><td>-</td><td>943</td><td>-</td><td>-</td><td>1205</td><td>1271</td><td>1378</td><td>1541</td><td>1735</td> </tr> <tr> <td colspan="3">OVERALL DIMENSIONS</td> <td colspan="3">SEAT DIMENSIONS</td> <td colspan="3">BACK DIMENSIONS</td> <td colspan="3"></td> </tr> <tr> <td>W</td><td>D</td><td>H</td> <td>W</td><td>D</td><td>H</td> <td>W</td><td>H</td> <td colspan="4"></td> </tr> <tr> <td>24</td><td>25</td><td>42</td> <td>19.5</td><td>18-20.5</td><td>17-21</td> <td>19</td><td>22-24.5</td> <td colspan="4"></td> </tr> </table>												5081-0	776	859	895	946	1020	1047	1111	1234	1294	1408	1564	1757	5081LM-0	-	-	-	-	943	-	-	1205	1271	1378	1541	1735	OVERALL DIMENSIONS			SEAT DIMENSIONS			BACK DIMENSIONS						W	D	H	W	D	H	W	H					24	25	42	19.5	18-20.5	17-21	19	22-24.5				
			5081-0	776	859	895	946	1020	1047	1111	1234	1294	1408	1564	1757																																																													
			5081LM-0	-	-	-	-	943	-	-	1205	1271	1378	1541	1735																																																													
			OVERALL DIMENSIONS			SEAT DIMENSIONS			BACK DIMENSIONS																																																																			
W	D	H	W	D	H	W	H																																																																					
24	25	42	19.5	18-20.5	17-21	19	22-24.5																																																																					
<p>RTA 1 </p>																																																																												
 <p>MB Multi - Tilter COM Yardage: 1.75 Freight Class: 150 Product Weight (lbs.): 64 Cubic Feet Per Carton: 14.25</p>	 <p>ADJUSTMENTS (1) Tilt tension (2) Pneumatic seat height (3) Back angle (6) Back height (7) Forward tilt lock (9) Chair tilt lock (5A) Center-tilt action</p>	<p>Ergonomic Features: A, B, C, D, E, F, G, H, M, N, Q, S</p>	<table border="1"> <tr> <td>5081-3</td><td>776</td><td>859</td><td>895</td><td>946</td><td>1020</td><td>1047</td><td>1111</td><td>1234</td><td>1294</td><td>1408</td><td>1564</td><td>1757</td> </tr> <tr> <td>5081LM-3</td><td>-</td><td>-</td><td>-</td><td>-</td><td>943</td><td>-</td><td>-</td><td>1205</td><td>1271</td><td>1378</td><td>1541</td><td>1735</td> </tr> <tr> <td colspan="3">OVERALL DIMENSIONS</td> <td colspan="3">SEAT DIMENSIONS</td> <td colspan="3">BACK DIMENSIONS</td> <td colspan="3"></td> </tr> <tr> <td>W</td><td>D</td><td>H</td> <td>W</td><td>D</td><td>H</td> <td>W</td><td>H</td> <td colspan="4"></td> </tr> <tr> <td>24</td><td>25</td><td>42</td> <td>19.5</td><td>18-20.5</td><td>17-21</td> <td>19</td><td>22-24.5</td> <td colspan="4"></td> </tr> </table>												5081-3	776	859	895	946	1020	1047	1111	1234	1294	1408	1564	1757	5081LM-3	-	-	-	-	943	-	-	1205	1271	1378	1541	1735	OVERALL DIMENSIONS			SEAT DIMENSIONS			BACK DIMENSIONS						W	D	H	W	D	H	W	H					24	25	42	19.5	18-20.5	17-21	19	22-24.5				
			5081-3	776	859	895	946	1020	1047	1111	1234	1294	1408	1564	1757																																																													
			5081LM-3	-	-	-	-	943	-	-	1205	1271	1378	1541	1735																																																													
			OVERALL DIMENSIONS			SEAT DIMENSIONS			BACK DIMENSIONS																																																																			
W	D	H	W	D	H	W	H																																																																					
24	25	42	19.5	18-20.5	17-21	19	22-24.5																																																																					
<p>RTA 1 </p>																																																																												
 <p>MB Tilter COM Yardage: 1.75 Freight Class: 150 Product Weight (lbs.): 45 Cubic Feet Per Carton: 9.75</p>	 <p>ADJUSTMENTS (1) Tilt tension (2) Pneumatic seat height (9) Chair tilt lock (5A) Center-tilt action</p>	<p>Ergonomic Features: A, B, C, M, N, S</p>	<table border="1"> <tr> <td>5081-4</td><td>645</td><td>693</td><td>731</td><td>787</td><td>868</td><td>905</td><td>978</td><td>1093</td><td>1183</td><td>1282</td><td>1487</td><td>1705</td> </tr> <tr> <td>5081LM-4</td><td>-</td><td>-</td><td>-</td><td>-</td><td>674</td><td>741</td><td>806</td><td>923</td><td>989</td><td>1097</td><td>1258</td><td>1452</td> </tr> <tr> <td colspan="3">OVERALL DIMENSIONS</td> <td colspan="3">SEAT DIMENSIONS</td> <td colspan="3">BACK DIMENSIONS</td> <td colspan="3"></td> </tr> <tr> <td>W</td><td>D</td><td>H</td> <td>W</td><td>D</td><td>H</td> <td>W</td><td>H</td> <td colspan="4"></td> </tr> <tr> <td>24.5</td><td>26.5</td><td>43.5</td> <td>19.5</td><td>18-19.5</td><td>16.5-20.5</td> <td>19</td><td>25.5</td> <td colspan="4"></td> </tr> </table>												5081-4	645	693	731	787	868	905	978	1093	1183	1282	1487	1705	5081LM-4	-	-	-	-	674	741	806	923	989	1097	1258	1452	OVERALL DIMENSIONS			SEAT DIMENSIONS			BACK DIMENSIONS						W	D	H	W	D	H	W	H					24.5	26.5	43.5	19.5	18-19.5	16.5-20.5	19	25.5				
			5081-4	645	693	731	787	868	905	978	1093	1183	1282	1487	1705																																																													
			5081LM-4	-	-	-	-	674	741	806	923	989	1097	1258	1452																																																													
			OVERALL DIMENSIONS			SEAT DIMENSIONS			BACK DIMENSIONS																																																																			
W	D	H	W	D	H	W	H																																																																					
24.5	26.5	43.5	19.5	18-19.5	16.5-20.5	19	25.5																																																																					
<p>RTA 2 </p>																																																																												
 <p>MB Task COM Yardage: 1.75 Freight Class: 150 Product Weight (lbs.): 45 Cubic Feet Per Carton: 8.50</p>	 <p>ADJUSTMENTS (2) Pneumatic seat height</p>	<p>Ergonomic Features: M, N</p>	<table border="1"> <tr> <td>5081-6</td><td>560</td><td>608</td><td>646</td><td>702</td><td>783</td><td>820</td><td>893</td><td>1009</td><td>1099</td><td>1197</td><td>1402</td><td>1620</td> </tr> <tr> <td>5081LM-6</td><td>-</td><td>-</td><td>-</td><td>-</td><td>751</td><td>-</td><td>-</td><td>978</td><td>1067</td><td>1166</td><td>1371</td><td>1589</td> </tr> <tr> <td colspan="3">OVERALL DIMENSIONS</td> <td colspan="3">SEAT DIMENSIONS</td> <td colspan="3">BACK DIMENSIONS</td> <td colspan="3"></td> </tr> <tr> <td>W</td><td>D</td><td>H</td> <td>W</td><td>D</td><td>H</td> <td>W</td><td>H</td> <td colspan="4"></td> </tr> <tr> <td>24.5</td><td>24</td><td>40</td> <td>19.5</td><td>16-20</td><td>18-19</td> <td>19</td><td>21</td> <td colspan="4"></td> </tr> </table>												5081-6	560	608	646	702	783	820	893	1009	1099	1197	1402	1620	5081LM-6	-	-	-	-	751	-	-	978	1067	1166	1371	1589	OVERALL DIMENSIONS			SEAT DIMENSIONS			BACK DIMENSIONS						W	D	H	W	D	H	W	H					24.5	24	40	19.5	16-20	18-19	19	21				
			5081-6	560	608	646	702	783	820	893	1009	1099	1197	1402	1620																																																													
			5081LM-6	-	-	-	-	751	-	-	978	1067	1166	1371	1589																																																													
			OVERALL DIMENSIONS			SEAT DIMENSIONS			BACK DIMENSIONS																																																																			
W	D	H	W	D	H	W	H																																																																					
24.5	24	40	19.5	16-20	18-19	19	21																																																																					
<p>RTA 2 </p>																																																																												
 <p>MB Task Armless COM Yardage: 1.75 Freight Class: 150 Product Weight (lbs.): 37 Cubic Feet Per Carton: 8.50</p>	 <p>ADJUSTMENTS (2) Pneumatic seat height</p>	<p>Ergonomic Features: M, N</p>	<table border="1"> <tr> <td>5082-6</td><td>480</td><td>528</td><td>568</td><td>627</td><td>710</td><td>739</td><td>811</td><td>950</td><td>1017</td><td>1145</td><td>1320</td><td>1539</td> </tr> <tr> <td>5082LM-6</td><td>-</td><td>-</td><td>-</td><td>-</td><td>663</td><td>-</td><td>-</td><td>905</td><td>979</td><td>1100</td><td>1282</td><td>1500</td> </tr> <tr> <td colspan="3">OVERALL DIMENSIONS</td> <td colspan="3">SEAT DIMENSIONS</td> <td colspan="3">BACK DIMENSIONS</td> <td colspan="3"></td> </tr> <tr> <td>W</td><td>D</td><td>H</td> <td>W</td><td>D</td><td>H</td> <td>W</td><td>H</td> <td colspan="4"></td> </tr> <tr> <td>19.5</td><td>24</td><td>40</td> <td>19.5</td><td>16-20</td><td>18-19</td> <td>19</td><td>21</td> <td colspan="4"></td> </tr> </table>												5082-6	480	528	568	627	710	739	811	950	1017	1145	1320	1539	5082LM-6	-	-	-	-	663	-	-	905	979	1100	1282	1500	OVERALL DIMENSIONS			SEAT DIMENSIONS			BACK DIMENSIONS						W	D	H	W	D	H	W	H					19.5	24	40	19.5	16-20	18-19	19	21				
			5082-6	480	528	568	627	710	739	811	950	1017	1145	1320	1539																																																													
			5082LM-6	-	-	-	-	663	-	-	905	979	1100	1282	1500																																																													
			OVERALL DIMENSIONS			SEAT DIMENSIONS			BACK DIMENSIONS																																																																			
W	D	H	W	D	H	W	H																																																																					
19.5	24	40	19.5	16-20	18-19	19	21																																																																					
<p>RTA 2 </p>																																																																												

DESCRIPTION	FEATURES	MODEL#	STANDARD FABRIC GRADES																																																																											
			1	2	3	4	5	6	7	8	9	10	11	12																																																																
 <p>MB Drafting Stool - Task COM Yardage: 1.75 Freight Class: 150 Product Weight (lbs.): 49 Cubic Feet Per Carton: 8.50</p>	 <p>ADJUSTMENTS (2) Pneumatic seat height</p>	Ergonomic Features: M, N	<table border="1"> <tr> <td>5083-6</td> <td>850</td> <td>899</td> <td>938</td> <td>997</td> <td>1080</td> <td>1109</td> <td>1181</td> <td>1320</td> <td>1387</td> <td>1515</td> <td>1690</td> <td>1908</td> </tr> <tr> <td>5083LM-6</td> <td>-</td> <td>-</td> <td>-</td> <td>-</td> <td>1023</td> <td>-</td> <td>-</td> <td>1266</td> <td>1340</td> <td>1461</td> <td>1643</td> <td>1862</td> </tr> <tr> <td colspan="3">OVERALL DIMENSIONS</td> <td colspan="3">SEAT DIMENSIONS</td> <td colspan="6">BACK DIMENSIONS</td> </tr> <tr> <td>W</td> <td>D</td> <td>H</td> <td>W</td> <td>D</td> <td>H</td> <td>W</td> <td>D</td> <td>H</td> <td>W</td> <td>H</td> <td></td> <td></td> </tr> <tr> <td>24</td> <td>25</td> <td>50.5</td> <td>19.5</td> <td>19</td> <td>23.5 - 33.5</td> <td>19</td> <td></td> <td></td> <td>21</td> <td></td> <td></td> <td></td> </tr> </table>												5083-6	850	899	938	997	1080	1109	1181	1320	1387	1515	1690	1908	5083LM-6	-	-	-	-	1023	-	-	1266	1340	1461	1643	1862	OVERALL DIMENSIONS			SEAT DIMENSIONS			BACK DIMENSIONS						W	D	H	W	D	H	W	D	H	W	H			24	25	50.5	19.5	19	23.5 - 33.5	19			21			
			5083-6	850	899	938	997	1080	1109	1181	1320	1387	1515	1690	1908																																																															
			5083LM-6	-	-	-	-	1023	-	-	1266	1340	1461	1643	1862																																																															
			OVERALL DIMENSIONS			SEAT DIMENSIONS			BACK DIMENSIONS																																																																					
			W	D	H	W	D	H	W	D	H	W	H																																																																	
24	25	50.5	19.5	19	23.5 - 33.5	19			21																																																																					
RTA 1 																																																																														
 <p>MB Drafting Stool - Task Armless COM Yardage: 1.75 Freight Class: 150 Product Weight (lbs.): 43 Cubic Feet Per Carton: 8.50</p>	 <p>ADJUSTMENTS (2) Pneumatic seat height</p>	Ergonomic Features: M, N	<table border="1"> <tr> <td>5084-6</td> <td>766</td> <td>816</td> <td>854</td> <td>913</td> <td>996</td> <td>1026</td> <td>1098</td> <td>1236</td> <td>1303</td> <td>1431</td> <td>1606</td> <td>1825</td> </tr> <tr> <td>5084LM-6</td> <td>-</td> <td>-</td> <td>-</td> <td>-</td> <td>939</td> <td>-</td> <td>-</td> <td>1180</td> <td>1254</td> <td>1375</td> <td>1558</td> <td>1776</td> </tr> <tr> <td colspan="3">OVERALL DIMENSIONS</td> <td colspan="3">SEAT DIMENSIONS</td> <td colspan="6">BACK DIMENSIONS</td> </tr> <tr> <td>W</td> <td>D</td> <td>H</td> <td>W</td> <td>D</td> <td>H</td> <td>W</td> <td>D</td> <td>H</td> <td>W</td> <td>H</td> <td></td> <td></td> </tr> <tr> <td>19.5</td> <td>25</td> <td>50.5</td> <td>19.5</td> <td>19</td> <td>23.5 - 33.5</td> <td>19</td> <td></td> <td></td> <td>21</td> <td></td> <td></td> <td></td> </tr> </table>												5084-6	766	816	854	913	996	1026	1098	1236	1303	1431	1606	1825	5084LM-6	-	-	-	-	939	-	-	1180	1254	1375	1558	1776	OVERALL DIMENSIONS			SEAT DIMENSIONS			BACK DIMENSIONS						W	D	H	W	D	H	W	D	H	W	H			19.5	25	50.5	19.5	19	23.5 - 33.5	19			21			
			5084-6	766	816	854	913	996	1026	1098	1236	1303	1431	1606	1825																																																															
			5084LM-6	-	-	-	-	939	-	-	1180	1254	1375	1558	1776																																																															
			OVERALL DIMENSIONS			SEAT DIMENSIONS			BACK DIMENSIONS																																																																					
			W	D	H	W	D	H	W	D	H	W	H																																																																	
19.5	25	50.5	19.5	19	23.5 - 33.5	19			21																																																																					
RTA 1 																																																																														
 <p>HB Tilter COM Yardage: 2 Freight Class: 250 Product Weight (lbs.): 41 Cubic Feet Per Carton: 11.50</p>	 <p>ADJUSTMENTS (1) Tilt tension (2) Pneumatic seat height (9) Chair tilt lock (5A) Center-tilt action</p>	Ergonomic Features: A, B, C, M, N, S	<table border="1"> <tr> <td>5090-4</td> <td>535</td> <td>612</td> <td>651</td> <td>711</td> <td>797</td> <td>826</td> <td>899</td> <td>1040</td> <td>1107</td> <td>1240</td> <td>1416</td> <td>1638</td> </tr> <tr> <td>5090LM-4</td> <td>-</td> <td>-</td> <td>-</td> <td>-</td> <td>730</td> <td>-</td> <td>-</td> <td>1013</td> <td>1088</td> <td>1210</td> <td>1395</td> <td>1617</td> </tr> <tr> <td colspan="3">OVERALL DIMENSIONS</td> <td colspan="3">SEAT DIMENSIONS</td> <td colspan="6">BACK DIMENSIONS</td> </tr> <tr> <td>W</td> <td>D</td> <td>H</td> <td>W</td> <td>D</td> <td>H</td> <td>W</td> <td>D</td> <td>H</td> <td>W</td> <td>H</td> <td></td> <td></td> </tr> <tr> <td>24.5</td> <td>26.5</td> <td>43.5</td> <td>19.5</td> <td>19.5</td> <td>16.5-20.5</td> <td>19</td> <td></td> <td></td> <td>25.5</td> <td></td> <td></td> <td></td> </tr> </table>												5090-4	535	612	651	711	797	826	899	1040	1107	1240	1416	1638	5090LM-4	-	-	-	-	730	-	-	1013	1088	1210	1395	1617	OVERALL DIMENSIONS			SEAT DIMENSIONS			BACK DIMENSIONS						W	D	H	W	D	H	W	D	H	W	H			24.5	26.5	43.5	19.5	19.5	16.5-20.5	19			25.5			
			5090-4	535	612	651	711	797	826	899	1040	1107	1240	1416	1638																																																															
			5090LM-4	-	-	-	-	730	-	-	1013	1088	1210	1395	1617																																																															
			OVERALL DIMENSIONS			SEAT DIMENSIONS			BACK DIMENSIONS																																																																					
			W	D	H	W	D	H	W	D	H	W	H																																																																	
24.5	26.5	43.5	19.5	19.5	16.5-20.5	19			25.5																																																																					
RTA 1 																																																																														
 <p>MB Tilter COM Yardage: 1.75 Freight Class: 250 Product Weight (lbs.): 38 Cubic Feet Per Carton: 11.50</p>	 <p>ADJUSTMENTS (1) Tilt tension (2) Pneumatic seat height (9) Chair tilt lock (5A) Center-tilt action</p>	Ergonomic Features: A, B, C, M, N, S	<table border="1"> <tr> <td>5091-4</td> <td>502</td> <td>572</td> <td>606</td> <td>658</td> <td>732</td> <td>758</td> <td>823</td> <td>946</td> <td>1005</td> <td>1120</td> <td>1275</td> <td>1469</td> </tr> <tr> <td>5091LM-4</td> <td>-</td> <td>-</td> <td>-</td> <td>-</td> <td>674</td> <td>-</td> <td>-</td> <td>923</td> <td>989</td> <td>1097</td> <td>1258</td> <td>1452</td> </tr> <tr> <td colspan="3">OVERALL DIMENSIONS</td> <td colspan="3">SEAT DIMENSIONS</td> <td colspan="6">BACK DIMENSIONS</td> </tr> <tr> <td>W</td> <td>D</td> <td>H</td> <td>W</td> <td>D</td> <td>H</td> <td>W</td> <td>D</td> <td>H</td> <td>W</td> <td>H</td> <td></td> <td></td> </tr> <tr> <td>24.5</td> <td>26.5</td> <td>39.5</td> <td>19.5</td> <td>19.5</td> <td>16.5-20.5</td> <td>19</td> <td></td> <td></td> <td>21.5</td> <td></td> <td></td> <td></td> </tr> </table>												5091-4	502	572	606	658	732	758	823	946	1005	1120	1275	1469	5091LM-4	-	-	-	-	674	-	-	923	989	1097	1258	1452	OVERALL DIMENSIONS			SEAT DIMENSIONS			BACK DIMENSIONS						W	D	H	W	D	H	W	D	H	W	H			24.5	26.5	39.5	19.5	19.5	16.5-20.5	19			21.5			
			5091-4	502	572	606	658	732	758	823	946	1005	1120	1275	1469																																																															
			5091LM-4	-	-	-	-	674	-	-	923	989	1097	1258	1452																																																															
			OVERALL DIMENSIONS			SEAT DIMENSIONS			BACK DIMENSIONS																																																																					
			W	D	H	W	D	H	W	D	H	W	H																																																																	
24.5	26.5	39.5	19.5	19.5	16.5-20.5	19			21.5																																																																					
RTA 1 																																																																														
 <p>Armchair COM Yardage: 1.75 Freight Class: 250 Product Weight (lbs.): 40 Cubic Feet Per Carton: 17</p>		Ergonomic Features: M, N	<table border="1"> <tr> <td>5092</td> <td>509</td> <td>579</td> <td>614</td> <td>665</td> <td>740</td> <td>767</td> <td>830</td> <td>953</td> <td>1014</td> <td>1127</td> <td>1284</td> <td>1476</td> </tr> <tr> <td>5092LM</td> <td>-</td> <td>-</td> <td>-</td> <td>-</td> <td>674</td> <td>-</td> <td>-</td> <td>923</td> <td>989</td> <td>1097</td> <td>1258</td> <td>1452</td> </tr> <tr> <td colspan="3">OVERALL DIMENSIONS</td> <td colspan="3">SEAT DIMENSIONS</td> <td colspan="6">BACK DIMENSIONS</td> </tr> <tr> <td>W</td> <td>D</td> <td>H</td> <td>W</td> <td>D</td> <td>H</td> <td>W</td> <td>D</td> <td>H</td> <td>W</td> <td>H</td> <td></td> <td></td> </tr> <tr> <td>25</td> <td>26</td> <td>37</td> <td>19.5</td> <td>19</td> <td>16.5</td> <td>19</td> <td></td> <td></td> <td>27</td> <td></td> <td></td> <td></td> </tr> </table>												5092	509	579	614	665	740	767	830	953	1014	1127	1284	1476	5092LM	-	-	-	-	674	-	-	923	989	1097	1258	1452	OVERALL DIMENSIONS			SEAT DIMENSIONS			BACK DIMENSIONS						W	D	H	W	D	H	W	D	H	W	H			25	26	37	19.5	19	16.5	19			27			
			5092	509	579	614	665	740	767	830	953	1014	1127	1284	1476																																																															
			5092LM	-	-	-	-	674	-	-	923	989	1097	1258	1452																																																															
			OVERALL DIMENSIONS			SEAT DIMENSIONS			BACK DIMENSIONS																																																																					
			W	D	H	W	D	H	W	D	H	W	H																																																																	
25	26	37	19.5	19	16.5	19			27																																																																					
RTA 00 