

PRIORITY™



model 8490

model 8491

STANDARD FEATURES

- Priority's slim, sleek profile incorporates a compression molded wood back that follows and supports the ergonomic contours of the spine.
- Frames are standard in Black (BK).
- There are No arm options for the Priority series.
- Hard Casters (HC) are standard.
- Optional Glides are available.
- Standard Pneumatic seat height, infinite tilt lock and tilt tension control.
- All models ship fully assembled in the box.

OPTIONAL FEATURES

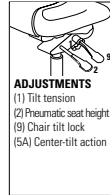
- Optional Polished Aluminum (ALU), Chrome (CH) and Tungsten (TUN) finishes are available at an upcharge. Please specify and Add \$183. Soft touch self-skinned urethane armcaps are available in Black Only.
- Soft Casters (SC) are available as an option. Please specify and Add \$93.
- Both the outer back and inner seat and back cushion can be upholstered and are available in fabric, vinyl, and leathers or in a combination of matching or contrasting fabric, vinyl and leather.**This item may require a longer lead time.

DESCRIPTION

FEATURES

MODEL#

STANDARD FABRIC GRADES



ADJUSTMENTS
 (1) Tilt tension
 (2) Pneumatic seat height
 (9) Chair tilt lock
 (5A) Center-tilt action

HB Knee - Tilter
 COM Yardage: 2
 Freight Class: 250
 Product Weight (lbs.): 44
 Cubic Feet Per Carton: 21.50

Ergonomic Features:
 A, B, C, M, N, S

| | 1 | 2 | 3 | 4 | 5 | 6 | 7 | 8 | 9 | 10 | 11 | 12 |
|-------------|------|------|------|------|------|------|------|------|------|------|------|------|
| 8490 | 1108 | 1212 | 1250 | 1306 | 1388 | 1417 | 1487 | 1621 | 1686 | 1812 | 1981 | 2194 |

OVERALL DIMENSIONS

W D H

23.5 23.5 46

SEAT DIMENSIONS

W D H

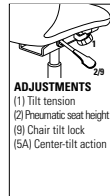
19 18.5 18.5-23

BACK DIMENSIONS

W H

19 27.5

RTA 00



ADJUSTMENTS
 (1) Tilt tension
 (2) Pneumatic seat height
 (9) Chair tilt lock
 (5A) Center-tilt action

HB Tilter
 COM Yardage: 2
 Freight Class: 250
 Product Weight (lbs.): 52
 Cubic Feet Per Carton: 23

Ergonomic Features:
 A, B, C, M, N, S

| | 1 | 2 | 3 | 4 | 5 | 6 | 7 | 8 | 9 | 10 | 11 | 12 |
|---------------|-----|------|------|------|------|------|------|------|------|------|------|------|
| 8490-4 | 997 | 1045 | 1083 | 1140 | 1221 | 1249 | 1320 | 1455 | 1519 | 1645 | 1814 | 2026 |

OVERALL DIMENSIONS

W D H

23.5 23.5 46

SEAT DIMENSIONS

W D H

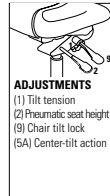
19 18.5 18.5-23

BACK DIMENSIONS

W H

19 27.5

RTA 00



ADJUSTMENTS
 (1) Tilt tension
 (2) Pneumatic seat height
 (9) Chair tilt lock
 (5A) Center-tilt action

MB Knee - Tilter
 COM Yardage: 1.75
 Freight Class: 250
 Product Weight (lbs.): 42
 Cubic Feet Per Carton: 13

Ergonomic Features:
 A, B, C, M, N, S

| | 1 | 2 | 3 | 4 | 5 | 6 | 7 | 8 | 9 | 10 | 11 | 12 |
|-------------|------|------|------|------|------|------|------|------|------|------|------|------|
| 8491 | 1058 | 1102 | 1137 | 1189 | 1263 | 1289 | 1354 | 1477 | 1536 | 1651 | 1806 | 2000 |

OVERALL DIMENSIONS

W D H

23.5 23.5 37

SEAT DIMENSIONS

W D H

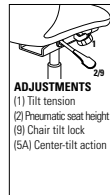
19 18.5 18.5-23

BACK DIMENSIONS

W H

19 19

RTA 00



ADJUSTMENTS
 (1) Tilt tension
 (2) Pneumatic seat height
 (9) Chair tilt lock
 (5A) Center-tilt action

MB Tilter
 COM Yardage: 1.75
 Freight Class: 250
 Product Weight (lbs.): 52
 Cubic Feet Per Carton: 17

Ergonomic Features:
 A, B, C, M, N, S

| | 1 | 2 | 3 | 4 | 5 | 6 | 7 | 8 | 9 | 10 | 11 | 12 |
|---------------|-----|-----|-----|------|------|------|------|------|------|------|------|------|
| 8491-4 | 904 | 947 | 982 | 1034 | 1108 | 1135 | 1199 | 1322 | 1382 | 1496 | 1651 | 1845 |

OVERALL DIMENSIONS

W D H

23.5 23.5 37

SEAT DIMENSIONS

W D H


19 18.5 18.5-23

BACK DIMENSIONS

W H

19 19

RTA 00

| DESCRIPTION | FEATURES | MODEL# | STANDARD FABRIC GRADES | | | | | | | | | | | | | |
|---|--|--------------------|------------------------|-----|-----|-----------------|------|------|-----------------|------|------|------|------|------|--|--|
| | | | 1 | 2 | 3 | 4 | 5 | 6 | 7 | 8 | 9 | 10 | 11 | 12 | | |
|  <p>Side Chair COM Yardage: 1.75 Freight Class: 250 Product Weight (lbs.): 40 Cubic Feet Per Carton: 13</p> | <p>Ergonomic Features: M, N</p> | <p>8492</p> | 755 | 829 | 858 | 900 | 962 | 983 | 1036 | 1138 | 1186 | 1279 | 1407 | 1566 | | |
| | | | OVERALL DIMENSIONS | | | SEAT DIMENSIONS | | | BACK DIMENSIONS | | | | | | | |
| | | | W | D | H | W | D | H | W | H | | | | | | |
| | | | 23.5 | 27 | 35 | 19 | 18.5 | 18.5 | 19 | 19 | | | | | | |
| | | | <p>RTA 00</p> | | | | | | | | | | | | | |