

OBUSFORME® COMFORT



model 1240-3



model 1241-3



Memory Foam
Available, use code "MF" and Add \$81.



model 1261-3



STANDARD FEATURES

- ObusForme Comfort is the newest Addition to the ObusForme family and is recommended by chiropractors worldwide.
- Features a new elastomeric back support system that provides impressive comfortable support with no pressure points along the spine.
- Standard with height and width adjustable forward swept arms with "sliding armcaps" (G3).
- Standard with a five-legged, injection molded reinforced nylon Black spider base.
- Standard seat is dual cushion with a soft top layer and a firmly supportive lower layer.
- Sliding seat depth is standard on all Knee-Tilter and Multi-Tilter models.
- Schukra™ depth adjustable lumbar support for personalized back support and comfort is standard on selected models.
- C65 dual wheel carpet casters are standard.
- All models are shipped partially KD.

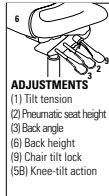
OPTIONAL FEATURES

- Optional Memory Foam (MF) seats are available. This slow release foam molds to your contour and evenly distributes body weight. Please specify. Add \$81.
- An optional Polished Aluminum base with scuff resistant tips is available. Please specify (ALU). Add \$117.
- Please refer to the "Casters Selection" section of the price book for caster options. Optional casters may be priced higher than the standard casters for your chair and the difference will be charged. Lower priced optional casters will not be credited.
- Please specify C65R for hard surface flooring. Add \$49.
- For fully assembled in box, please specify SU. Add \$53.

DESCRIPTION FEATURES MODEL# STANDARD FABRIC GRADES



HB Knee - Tilter
COM Yardage: 2.25
Freight Class: 125
Product Weight (lbs.): 67
Cubic Feet Per Carton: 11



ADJUSTMENTS
(1) Tilt tension
(2) Pneumatic seat height
(3) Back angle
(6) Back height
(9) Chair tilt lock
(5B) Knee-tilt action

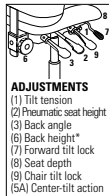
Ergonomic Features:
A, B, C, D, E, G, H, J, M, N, Q, R, U

MODEL#	STANDARD FABRIC GRADES											
	1	2	3	4	5	6	7	8	9	10	11	12
1240-2	1032	1095	1145	1221	1328	1366	1459	1637	1723	1888	2113	2393
1240LM-2	-	-	-	-	1425	-	-	1715	1805	1949	2169	2430
Leather/Mock Leather												
OVERALL DIMENSIONS			SEAT DIMENSIONS			BACK DIMENSIONS						
W	D	H	W	D	H	W	H					
26	25	48.5	21	17.5-20	16.5-20.5	19	27.5					

RTA 2



HB Multi - Tilter
COM Yardage: 2.25
Freight Class: 125
Product Weight (lbs.): 69
Cubic Feet Per Carton: 11



ADJUSTMENTS
(1) Tilt tension
(2) Pneumatic seat height
(3) Back angle
(6) Back height
(7) Forward tilt lock
(8) Seat depth
(9) Chair tilt lock
(5A) Center-tilt action

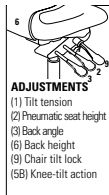
Ergonomic Features:
A, B, C, D, E, F, G., H, M, N, Q, R, S, U

MODEL#	STANDARD FABRIC GRADES											
	1	2	3	4	5	6	7	8	9	10	11	12
1240-3	881	945	995	1070	1177	1215	1309	1487	1572	1738	1963	2242
1240LM-3	-	-	-	-	1313	-	-	1602	1691	1836	2057	2318
Leather/Mock Leather												
OVERALL DIMENSIONS			SEAT DIMENSIONS			BACK DIMENSIONS						
W	D	H	W	D	H	W	H					
26	25	48	21	17.5-20	16-20	19	27					

RTA 2



MB Knee - Tilter
COM Yardage: 2
Freight Class: 125
Product Weight (lbs.): 67
Cubic Feet Per Carton: 10.50


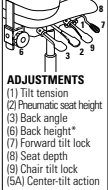


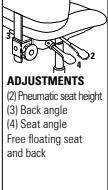


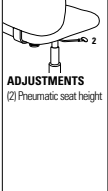


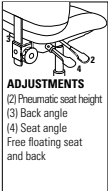


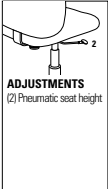





ADJUSTMENTS
(1) Tilt tension
(2) Pneumatic seat height
(3) Back angle
(6) Back height
(9) Chair tilt lock
(5B) Knee-tilt action



Ergonomic Features:
A, B, C, D, E, G, H, J, M, N, Q, R, U


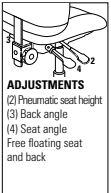

MODEL#	STANDARD FABRIC GRADES											
	1	2	3	4	5	6	7	8	9	10	11	12
1241-2	989	1046	1090	1157	1252	1286	1369	1528	1603	1751	1950	2199
1241LM-2	-	-	-	-	1283	-	-	1540	1619	1747	1942	2175
Leather/Mock Leather												
OVERALL DIMENSIONS			SEAT DIMENSIONS			BACK DIMENSIONS						
W	D	H	W	D	H	W	H					
26	25	44.5	21	17.5-20	16.5-20.5	19.5	22-27.5					


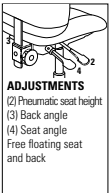

RTA 2


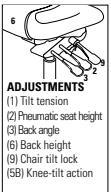

DESCRIPTION	FEATURES	MODEL#	STANDARD FABRIC GRADES													
			1	2	3	4	5	6	7	8	9	10	11	12		
 <p>MB Multi -Tilter COM Yardage: 2 Freight Class: 125 Product Weight (lbs.): 67 Cubic Feet Per Carton: 10.50</p>	 <p>ADJUSTMENTS (1) Tilt tension (2) Pneumatic seat height (3) Back angle (6) Back height* (7) Forward tilt lock (8) Seat depth (9) Chair tilt lock (5A) Center-tilt action</p>		1	2	3	4	5	6	7	8	9	10	11	12		
		1241-3	837	893	938	1004	1100	1134	1216	1375	1451	1598	1797	2046		
		1241LM-3	-	-	-	-	1168	-	-	1412	1489	1612	1797	2018		
		Leather/Mock Leather														
		OVERALL DIMENSIONS			SEAT DIMENSIONS			BACK DIMENSIONS								
	W	D	H	W	D	H	W	H								
	26	25	44	21	17.5-20	16-20	19.5	22								
	Ergonomic Features:		RTA 2 													
A, B, C, D, E, F, G, H, M, N, Q, R, S, U																
 <p>LB Operator COM Yardage: 1.75 Freight Class: 150 Product Weight (lbs.): 52 Cubic Feet Per Carton: 10.50</p>	 <p>ADJUSTMENTS (2) Pneumatic seat height (3) Back angle (4) Seat angle Free floating seat and back</p>		1	2	3	4	5	6	7	8	9	10	11	12		
		1244-5	821	870	909	968	1051	1081	1153	1292	1358	1487	1662	1880		
		1244LM-5	-	-	-	-	1083	-	-	1310	1378	1490	1660	1865		
		Leather/Mock Leather														
		OVERALL DIMENSIONS			SEAT DIMENSIONS			BACK DIMENSIONS								
	W	D	H	W	D	H	W	H								
	26	25	38	21	17.5	16.5-20.5	19.5	19-24.25								
	Ergonomic Features:		RTA 2 													
C, D, H, M, N, Q, R, S, U																
 <p>LB Task COM Yardage: 1.75 Freight Class: 150 Product Weight (lbs.): 47 Cubic Feet Per Carton: 10.50</p>	 <p>ADJUSTMENTS (2) Pneumatic seat height</p>		3	*4	5	*6	7	8	9	10	11	12	13	14		
		1244-6	713	763	801	860	943	973	1045	1183	1250	1378	1553	1772		
		1244LM-6	-	-	-	-	974	-	-	1200	1269	1383	1551	1756		
		Leather/Mock Leather														
		OVERALL DIMENSIONS			SEAT DIMENSIONS			BACK DIMENSIONS								
	W	D	H	W	D	H	W	H								
	26	25	38.5	21	16.5-19	17-22	19.5	19.5								
	Ergonomic Features:		RTA 2 													
C, E, H, M, N, Q, R, U																
 <p>LB Operator - Armless COM Yardage: 1.75 Freight Class: 150 Product Weight (lbs.): 46 Cubic Feet Per Carton: 10.50</p>	 <p>ADJUSTMENTS (2) Pneumatic seat height (3) Back angle (4) Seat angle Free floating seat and back</p>		1	2	3	4	5	6	7	8	9	10	11	12		
		1245-5	811	860	899	959	1041	1071	1143	1282	1349	1477	1652	1870		
		1245LM-5	-	-	-	-	938	-	-	1162	1231	1344	1513	1718		
		Leather/Mock Leather														
		OVERALL DIMENSIONS			SEAT DIMENSIONS			BACK DIMENSIONS								
	W	D	H	W	D	H	W	H								
	1.75	25	38	21	17.5	16.5-20.5	19.5	19-24.25								
	Ergonomic Features:		RTA 2 													
C, D, F, G, M, N, S, U																
 <p>LB Task - Armless COM Yardage: 1.75 Freight Class: 250 Product Weight (lbs.): 41 Cubic Feet Per Carton: 10.50</p>	 <p>ADJUSTMENTS (2) Pneumatic seat height</p>		1	2	3	4	5	6	7	8	9	10	11	12		
		1245-6	565	615	653	713	795	825	897	1036	1103	1231	1406	1624		
		1245LM-6	-	-	-	-	827	-	-	1054	1123	1236	1406	1610		
		Leather/Mock Leather														
		OVERALL DIMENSIONS			SEAT DIMENSIONS			BACK DIMENSIONS								
	W	D	H	W	D	H	W	H								
	21	25	38.5	21	16.5-18	17-22	19.5	19.5								
	Ergonomic Features:		RTA 2 													
C, E, M, N																


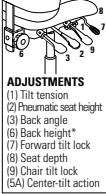


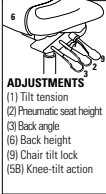


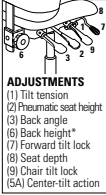
DESCRIPTION	FEATURES	MODEL#	STANDARD FABRIC GRADES												
			1	2	3	4	5	6	7	8	9	10	11	12	
 Armchair - Sled Base COM Yardage: 1.75 Freight Class: 250 Product Weight (lbs.): 35 Cubic Feet Per Carton: 10	Ergonomic Features: M, N	RTA 2 	1246	539	586	623	676	754	781	850	978	1041	1161	1324	1528
			1246LM	-	-	-	-	753	-	-	978	1048	1161	1332	1534
			OVERALL DIMENSIONS			SEAT DIMENSIONS			BACK DIMENSIONS						
			W	D	H	W	D	H	W	H					
			21	24	38	21	18	18	20	20.5					

 Armchair - Sled Base COM Yardage: 1.75 Freight Class: 150 Product Weight (lbs.): 40 Cubic Feet Per Carton: 10	Ergonomic Features: M, N	RTA 2 	1247	709	755	792	846	924	951	1019	1148	1211	1332	1495	1696
			1247LM	-	-	-	-	923	-	-	1148	1218	1332	1500	1705
			OVERALL DIMENSIONS			SEAT DIMENSIONS			BACK DIMENSIONS						
			W	D	H	W	D	H	W	H					
			24.5	24	38	21	18	18	20	20.5					

 Operator Drafting Stool - Armless COM Yardage: 1.75 Freight Class: 150 Product Weight (lbs.): 49 Cubic Feet Per Carton: 10.50	 ADJUSTMENTS (1) Pneumatic seat height (2) Back angle (3) Seat angle (4) Free floating seat and back	RTA 2 	1248-5	878	928	966	1026	1108	1138	1210	1349	1416	1544	1719	1937
			1248LM-5	-	-	-	-	1139	-	-	1365	1435	1547	1717	1920
			OVERALL DIMENSIONS			SEAT DIMENSIONS			BACK DIMENSIONS						
			W	D	H	W	D	H	W	H					
			21	25	48	21	17.5	23.5-33.5	19.5	19-24.25					

 Operator Drafting Stool COM Yardage: 1.75 Freight Class: 150 Product Weight (lbs.): 54 Cubic Feet Per Carton: 10.50	 ADJUSTMENTS (1) Pneumatic seat height (2) Back angle (3) Seat angle (4) Free floating seat and back	RTA 2 	1249-5	1023	1073	1111	1171	1253	1283	1355	1494	1561	1689	1864	2082
			1249LM-5	-	-	-	-	1285	-	-	1510	1580	1692	1862	2065
			OVERALL DIMENSIONS			SEAT DIMENSIONS			BACK DIMENSIONS						
			W	D	H	W	D	H	W	H					
			26	25	48	21	17.5	23.5-33.5	19.5	19-24.25					

 HB Knee - Tilter w/Schukra COM Yardage: 2.25 Freight Class: 125 Product Weight (lbs.): 67 Cubic Feet Per Carton: 11	 ADJUSTMENTS (1) Tilt tension (2) Pneumatic seat height (3) Back angle (6) Back height (8) Chair tilt lock (5B) Knee-tilt action	RTA 2 	1260-2	1148	1212	1262	1337	1444	1482	1576	1754	1840	2005	2230	2510
			1260LM-2	-	-	-	-	1541	-	-	1830	1920	2064	2285	2547
			OVERALL DIMENSIONS			SEAT DIMENSIONS			BACK DIMENSIONS						
			W	D	H	W	D	H	W	H					
			26	25	48.5	21	17.5-20	16.5-20.5	19.5	27-32.25					

DESCRIPTION	FEATURES	MODEL#	STANDARD FABRIC GRADES													
			1	2	3	4	5	6	7	8	9	10	11	12		
 <p>HB Multi -Tilter w/Schukra COM Yardage: 2.25 Freight Class: 125 Product Weight (lbs.): 69 Cubic Feet Per Carton: 11</p>	 <p>ADJUSTMENTS (1) Tilt tension (2) Pneumatic seat height (3) Back angle (6) Back height* (7) Forward tilt lock (8) Seat depth (9) Chair tilt lock (5A) Center-tilt action</p>															
		1260-3	998	1062	1111	1187	1294	1332	1425	1603	1689	1854	2079	2359		
		1260LM-3	-	-	-	-	1429	-	-	1718	1808	1952	2172	2433		
		Leather/Mock Leather														
		OVERALL DIMENSIONS			SEAT DIMENSIONS			BACK DIMENSIONS								
	W	D	H	W	D	H	W		H							
	26	25	48	21	17.5-20	16-20	19.5	27-32.25								
	Ergonomic Features: A, B, C, D, E, F, G, H, M, N, Q, R, S, U, V												RTA 2			
 <p>MB Knee - Tilter w/Schukra COM Yardage: 2 Freight Class: 125 Product Weight (lbs.): 67 Cubic Feet Per Carton: 10.50</p>	 <p>ADJUSTMENTS (1) Tilt tension (2) Pneumatic seat height (3) Back angle (6) Back height (9) Chair tilt lock (5B) Knee-tilt action</p>															
		1261-2	1106	1162	1207	1274	1369	1403	1486	1643	1720	1867	2066	2316		
		1261LM-2	-	-	-	-	1400	-	-	1657	1736	1865	2060	2292		
		Leather/Mock Leather														
		OVERALL DIMENSIONS			SEAT DIMENSIONS			BACK DIMENSIONS								
	W	D	H	W	D	H	W		H							
	26	25	44.5	21	17.5-20	16.5-20.5	19.5	22-27.5								
	Ergonomic Features: A, B, C, D, E, G, H, J, M, N, Q, R, U, V												RTA 2			
 <p>MB Multi -Tilter w/Schukra COM Yardage: 2 Freight Class: 125 Product Weight (lbs.): 67 Cubic Feet Per Carton: 10.50</p>	 <p>ADJUSTMENTS (1) Tilt tension (2) Pneumatic seat height (3) Back angle (6) Back height* (7) Forward tilt lock (8) Seat depth (9) Chair tilt lock (5A) Center-tilt action</p>															
		1261-3	954	1011	1055	1122	1217	1251	1334	1492	1568	1716	1915	2164		
		1261LM-3	-	-	-	-	1284	-	-	1541	1620	1749	1943	2176		
		Leather/Mock Leather														
		OVERALL DIMENSIONS			SEAT DIMENSIONS			BACK DIMENSIONS								
	W	D	H	W	D	H	W		H							
	26	25	44	21	17.5-20	16-20	19.5	22								
	Ergonomic Features: A, B, C, D, E, F, G, H, M, N, Q												RTA 2	